



SC Annual School Report Card Summary

SPAULDING ELEMENTARY
Darlington
Grades: 3-5 Enrollment: 281
Principal: Vernisa Bodison
Superintendent: Dr. Rainey Knight
Board Chair: Charles Govan

PERFORMANCE

Comprehensive detail, including definitions of ratings, performance criteria, and explanations of status, is available on www.ed.sc.gov and www.eoc.sc.gov as well as school and school district websites. Printed versions are available from school districts upon request.

YEAR	ABSOLUTE RATING	GROWTH RATING	PALMETTO GOLD AND SILVER AWARD		AYP STATUS	NCLB IMPROVEMENT STATUS
			General Performance	Closing the Gap		
2011	Average	Average	TBD	TBD	Not Met	N/A
2010	Average	Average	N/A	N/A	Met	N/A
2009	Average	Average	N/A	N/A	Met	R-DELAY

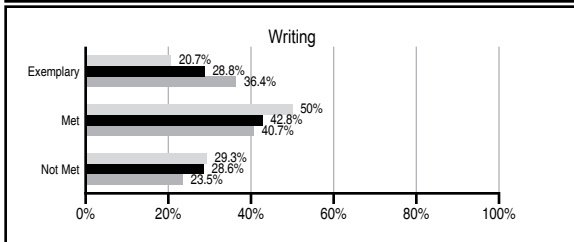
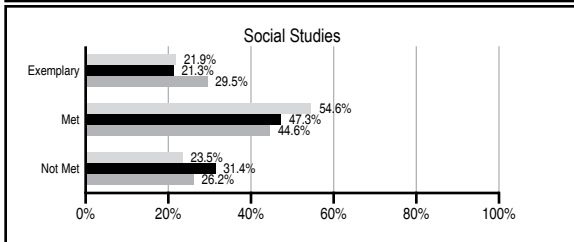
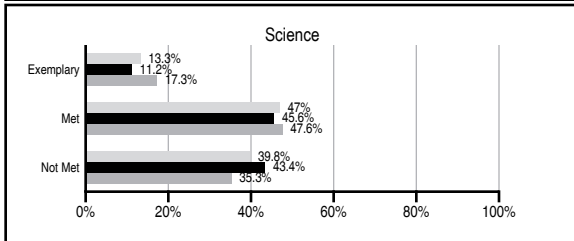
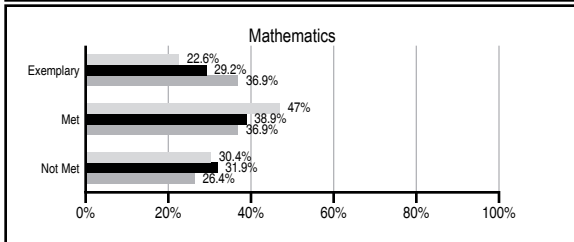
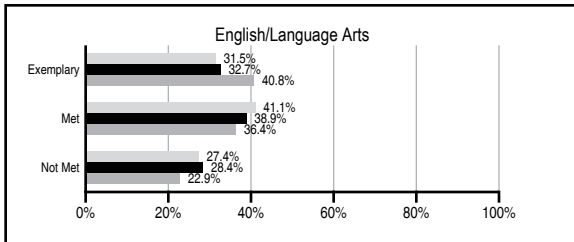
ABSOLUTE RATINGS OF ELEMENTARY SCHOOLS WITH STUDENTS LIKE OURS*

EXCELLENT	GOOD	AVERAGE	BELOW AVERAGE	AT-RISK
6	12	95	17	4

* Ratings are calculated with data available by 11/09/2011. Schools with Students Like Ours are Elementary Schools with Poverty Indices of no more than 5% above or below the index for this school.

PASS PERFORMANCE

Our School
 Elementary Schools with Students Like Ours
 Elementary schools statewide



NAEP PERFORMANCE*

* Performance reported for SC and nation, data not available at school level. Percentages at NAEP Achievement Levels.



SC PERFORMANCE VISION

By 2020 all students will graduate with the knowledge and skills necessary to compete successfully in the global economy, participate in a democratic society and contribute positively as members of families and communities.

Abbreviations Key

N/A Not Applicable N/AV Not Available N/C Not Collected N/R Not Reported I/S Insufficient Sample TBD To be determined

NI Newly Identified CSI Continuing School Improvement CA Corrective Action RP Plan to Restructure R Restructure DELAY School Improvement Status HOLD School Improvement Status

SPAULDING ELEMENTARY [Darlington]

SCHOOL PROFILE

	Our School	Change from Last Year	Elementary Schools with Students Like Ours	Median Elementary School
Students (n=281)				
Retention rate	0.0%	No Change	1.5%	1.1%
Attendance rate	95.8%	Up from 95.7%	95.9%	96.2%
Served by gifted and talented program	6.2%	Down from 6.5%	8.8%	13.4%
With disabilities other than speech	3.6%	Down from 6.1%	4.5%	4.1%
Older than usual for grade	0.3%	Down from 0.8%	0.4%	0.3%
Out-of-school suspensions or expulsions for violent and/or criminal offenses	0.4%	No Change	0.0%	0.0%
Teachers (n=13)				
Teachers with advanced degrees	38.5%	Down from 60.0%	60.7%	62.5%
Continuing contract teachers	92.3%	Up from 80.0%	87.1%	88.2%
Teachers returning from previous year	76.4%	Down from 82.6%	86.6%	87.8%
Teacher attendance rate	98.0%	Up from 93.3%	95.1%	95.2%
Average teacher salary*	\$41,148	Down 5.0%	\$45,927	\$46,773
Classes not taught by highly qualified teachers	0.0%	No Change	0.0%	0.0%
Professional development days/teacher	8.7 days	Down from 15.3 days	10.5 days	10.5 days
School				
Principal's years at school	8.0	Up from 7.0	4.0	4.0
Student-teacher ratio in core subjects	24.3 to 1	Up from 24.0 to 1	19.1 to 1	19.9 to 1
Prime instructional time	93.5%	Up from 87.5%	90.0%	90.4%
Opportunities in the arts	Good	No Change	Good	Good
SACS accreditation	Yes	No Change	Yes	Yes
Parents attending conferences	100.0%	Up from 97.6%	100.0%	100.0%
Character development program	Good	No Change	Excellent	Excellent
Dollars spent per pupil**	\$5,452	Down 19.0%	\$7,540	\$7,447
Percent of expenditures for instruction**	64.4%	Down from 66.0%	67.2%	68.4%
Percent of expenditures for teacher salaries**	61.7%	Up from 61.0%	64.2%	65.8%
% of AYP objectives met	94.1%	Down from 100.0%	85.7%	90.5%

* Length of contract = 185+ days.

** Prior year audited financial data available.

EVALUATION RESULTS

	Teachers	Students*	Parents*
Number of surveys returned	18	89	40
Percent satisfied with learning environment	94.4%	89.9%	89.7%
Percent satisfied with social and physical environment	88.9%	86.7%	89.2%
Percent satisfied with school-home relations	88.9%	90.1%	78.9%

*Only students at the highest elementary school grade level at this school and their parents were included.

REPORT OF PRINCIPAL AND SCHOOL IMPROVEMENT COUNCIL

Spaulding Elementary Report Card Narrative 2011

The 2010-2011 school year was an outstanding year for Spaulding Elementary (A Title One and Teacher Advancement Program [TAP] School). Two-hundred-ninety-two third through fifth grade students attended Spaulding along with thirty employees supporting our schoolwide theme, "We're Wild About Learning." Spaulding Elementary met adequate yearly progress (AYP) in 2009 and 2010. Spaulding Elementary was a value added 4 TAP school during the 2009-2010 school year. Spaulding Elementary also won the district's Clean School of the Month award in September 2010 and March 2011.

Throughout the school year, teachers participated in professional development that focused on several research-based reading strategies. Books such as Strategies That Work and On Solid Ground were used to assist teachers with ways to enhance reading instruction. Teachers also participated in reading, math, and science professional development sessions throughout the year.

Our PTO sponsored events such as the Master and Little Miss Spaulding Elementary Contest, Talent Celebrations, a Spring dance, and a Friday 'Good Behavior' Store. Our PTO also purchased honor roll tags and new playground equipment for our students. Title One Family nights were held to inform parents about the curriculum standards, the school and home communication plan, and other important school events. Community members and parents were invited to attend our Volunteer Breakfast, Ministers Luncheon, Scholastic Bookfairs, Career Day, Reading Night, Math Night, Science Night, Father and Daughter Dance, Mother and Son Dance, Grits for Grandparents Day, Choir Concerts, and Chuck E. Cheese Night.

Our students donated canned food items to the Good Samaritans organization and they also raised funds for the Pennies for Patients program and the American Heart Association. Students participated in Saturday Success Maker reading and math sessions accompanied by their parents. A Spaulding Elementary student won the STAND award for taking a responsible stand against drugs. Our Master and Little Miss Spaulding Elementary participated in the Lamar Egg Scramble parade.

At Spaulding Elementary we're "Wild About Learning!"

Vernisa Y. Bodison, Principal

Monica Byrd, SIC Chairperson

Comprehensive detail, including definitions of ratings, performance criteria, and explanations of status, is available on www.ed.sc.gov and www.eoc.sc.gov as well as school and school district websites.

Printed versions are available from school districts upon request.

Abbreviations Key

N/A Not Applicable N/AV Not Available N/C Not Collected N/R Not Reported I/S Insufficient Sample TBD To be determined

NI Newly Identified CSI Continuing School Improvement CA Corrective Action RP Plan to Restructure R Restructure DELAY School Improvement Status HOLD School Improvement Status