



SC Annual School Report Card Summary

ALLEDALE ELEMENTARY
Allendale

Grades: PK-5

Enrollment: 530

Principal: Sheila Leath

Superintendent: Dr. Harold McClain

Board Chair: Mr. Willie Priester

PERFORMANCE

Comprehensive detail, including definitions of ratings, performance criteria, and explanations of status, is available on www.ed.sc.gov and www.eoc.sc.gov as well as school and school district websites. Printed versions are available from school districts upon request.

YEAR	ABSOLUTE RATING	GROWTH RATING	PALMETTO GOLD AND SILVER AWARD		AYP STATUS	NCLB IMPROVEMENT STATUS
			General Performance	Closing the Gap		
2011	At-Risk	Below Average	TBD	TBD	Not Met	R-HOLD
2010	At-Risk	At-Risk	N/A	N/A	Not Met	R
2009	At-Risk	At-Risk	N/A	N/A	Not Met	R

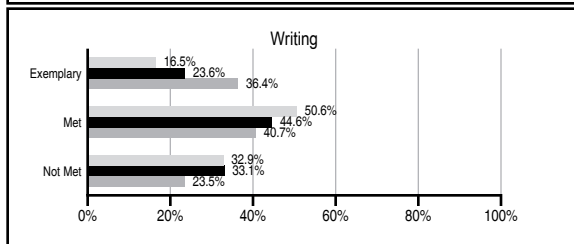
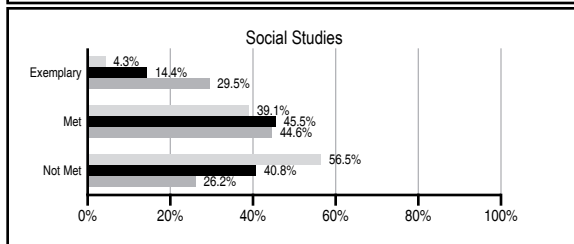
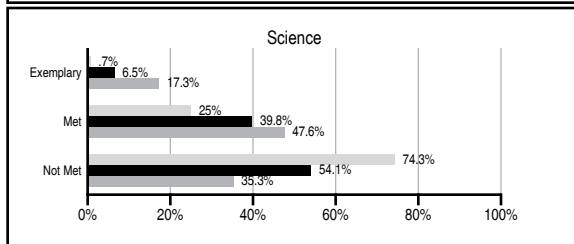
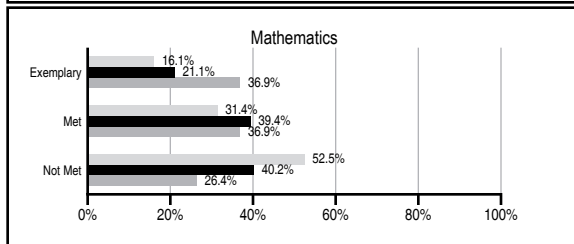
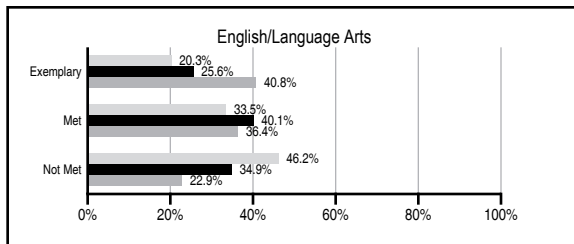
ABSOLUTE RATINGS OF ELEMENTARY SCHOOLS WITH STUDENTS LIKE OURS*

EXCELLENT	GOOD	AVERAGE	BELOW AVERAGE	AT-RISK
0	5	73	49	23

* Ratings are calculated with data available by 11/09/2011. Schools with Students Like Ours are Elementary Schools with Poverty Indices of no more than 5% above or below the index for this school.



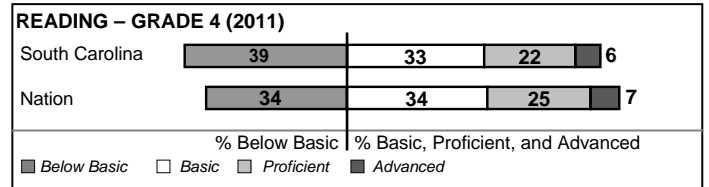
PASS PERFORMANCE

Our School
 Elementary Schools with Students Like Ours
 Elementary schools statewide



NAEP PERFORMANCE*

* Performance reported for SC and nation, data not available at school level. Percentages at NAEP Achievement Levels.



SC PERFORMANCE VISION

By 2020 all students will graduate with the knowledge and skills necessary to compete successfully in the global economy, participate in a democratic society and contribute positively as members of families and communities.

Abbreviations Key

N/A Not Applicable N/AV Not Available N/C Not Collected N/R Not Reported I/S Insufficient Sample TBD To be determined

NI Newly Identified CSI Continuing School Improvement CA Corrective Action RP Plan to Restructure R Restructure DELAY School Improvement Status HOLD School Improvement Status

ALLENDALE ELEMENTARY [Allendale]

SCHOOL PROFILE

	Our School	Change from Last Year	Elementary Schools with Students Like Ours	Median Elementary School
Students (n=530)				
Retention rate	7.2%	Down from 9.8%	1.5%	1.1%
Attendance rate	95.5%	Up from 95.2%	96.0%	96.2%
Served by gifted and talented program	0.0%	No Change	5.1%	13.4%
With disabilities other than speech	1.8%	Down from 4.2%	4.3%	4.1%
Older than usual for grade	3.9%	Down from 5.9%	0.6%	0.3%
Out-of-school suspensions or expulsions for violent and/or criminal offenses	0.0%	No Change	0.0%	0.0%
Teachers (n=39)				
Teachers with advanced degrees	48.7%	Up from 40.0%	61.9%	62.5%
Continuing contract teachers	59.0%	Down from 62.9%	81.8%	88.2%
Teachers returning from previous year	78.0%	Up from 76.1%	84.2%	87.8%
Teacher attendance rate	95.6%	N/R	95.2%	95.2%
Average teacher salary*	\$37,970	Down 2.4%	\$45,188	\$46,773
Classes not taught by highly qualified teachers	1.7%	Down from 3.9%	0.0%	0.0%
Professional development days/teacher	10.4 days	Up from 9.2 days	10.6 days	10.5 days
School				
Principal's years at school	4.0	Up from 3.0	3.0	4.0
Student-teacher ratio in core subjects	16.4 to 1	Down from 17.7 to 1	17.5 to 1	19.9 to 1
Prime instructional time	90.5%	N/R	90.2%	90.4%
Opportunities in the arts	Fair	Down from Good	Good	Good
SACS accreditation	No	No Change	Yes	Yes
Parents attending conferences	100.0%	No Change	100.0%	100.0%
Character development program	Average	Down from Good	Excellent	Excellent
Dollars spent per pupil**	\$7,082	Down 7.5%	\$8,694	\$7,447
Percent of expenditures for instruction**	67.8%	Down from 69.9%	67.7%	68.4%
Percent of expenditures for teacher salaries**	63.9%	Up from 56.5%	63.9%	65.8%
% of AYP objectives met	76.9%	No Change	76.9%	90.5%

* Length of contract = 185+ days.

** Prior year audited financial data available.

EVALUATION RESULTS

	Teachers	Students*	Parents*
Number of surveys returned	24	69	39
Percent satisfied with learning environment	58.3%	80.9%	73.7%
Percent satisfied with social and physical environment	58.3%	78.3%	63.2%
Percent satisfied with school-home relations	13.0%	85.5%	74.4%

*Only students at the highest elementary school grade level at this school and their parents were included.

REPORT OF PRINCIPAL AND SCHOOL IMPROVEMENT COUNCIL

Allendale Elementary has continued to focus on student learning and achievement, despite the challenges facing public education. Knowing our students deserve the opportunity to realize success keeps us determined to move forward.

Through motivation, encouragement and support, we address the needs of the total child so that his/her focus can be productive in the classroom. Our qualified teaching staff, educational initiatives and enriched learning materials support our students along a distinctive path to fulfill their potential as learners.

This year, Success for All, a research based program in the areas of reading and mathematics, was put into place throughout our grade continuum. Support was also provided through programs which occur beyond the normal school day. Extra-curricular activities such as musical productions, Steel Band as well as supplemental instruction and tutoring, give students an opportunity to extend the school day for a variety of after school activities.

We continued our emphasis on the arts by continuing with our Artist-In-Residence in the areas of drama and music. Students performed three musicals during the school year; Frosty, Oliver and Cinderella. The Steel Tigers, the school's Steel Drum Band, performed at several venues including Allendale's Spring Festival, the district Staff Recognition Celebration and the Charleston Carifest Caribbean Carnival. This year the steel band was awarded the South Carolina Caribbean Culture and Heritage Inc. Community Award for their musical contributions to the festival over the last two years.

Overall, we look forward to continued progress toward success for all of our students. I would like to thank the Allendale Elementary School staff for their dedication, hard work and support in providing our children with a solid academic foundation; giving them the opportunity to achieve to the best of their ability.

Sheila Leath, Principal
Annette Washington, SIC Chairperson

Comprehensive detail, including definitions of ratings, performance criteria, and explanations of status, is available on www.ed.sc.gov and www.eoc.sc.gov as well as school and school district websites.

Printed versions are available from school districts upon request.

Abbreviations Key

N/A Not Applicable N/AV Not Available N/C Not Collected N/R Not Reported I/S Insufficient Sample TBD To be determined

NI Newly Identified CSI Continuing School Improvement CA Corrective Action RP Plan to Restructure R Restructure DELAY School Improvement Status HOLD School Improvement Status