

SC Annual School Report Card Summary

NEWBERRY CAREER CENTER
Grades: 9-12 **Enrollment: 675**
Director: Henry (Buddy) Livingston
Board Chair: Mr. Jody Hamm
Superintendent: Mr. Bennie Bennett

PERFORMANCE

Comprehensive detail, including definitions of ratings, performance criteria, and explanations of status, is available on www.ed.sc.gov and www.eoc.sc.gov as well as school and school district websites. Printed versions are available from school districts upon request.

YEAR	ABSOLUTE RATING	GROWTH RATING	PALMETTO GOLD AND SILVER AWARD		AYP STATUS	NCLB IMPROVEMENT STATUS
			General Performance	Closing the Gap		
2011	Excellent	Good	TBD	TBD	Met	N/A
2010	Excellent	Excellent	Gold	N/A	Met	N/A
2009	Good	At-Risk	N/A	N/A	Met	N/A

ABSOLUTE RATINGS OF CAREER CENTERS IN SC*

EXCELLENT	GOOD	AVERAGE	BELOW AVERAGE	AT-RISK
17	14	3	4	1

*Ratings are calculated with data available by 11/18/2011. All Career Centers in South Carolina are included.

TECHNICAL SKILL ATTAINMENT

The percentage of students enrolled in career and technology courses at a center who earn a 2.0 or above on the final course grade.

Our Center		State Center Average (%)	
n	%	n	%
652	88.8%		87.6%

GRADUATION RATE

The number of 12th grade career technology education students who graduate in the spring is divided by the number of 12th graders enrolled in the center and converted to a percentage.

Our Center		State Center Average (%)	
n	%	n	%
200	98.5%		94.7%




PLACEMENT RATE

The number of career and technology completers who are available for placement in postsecondary instruction, military services, or employment is divided into the number of students over a three-year period who are actually placed and converted to a percentage. This criterion mirrors the Perkins standard.

Our Center		State Center Average (%)	
n	%	n	%
446	94.4%		96.3%

NAEP PERFORMANCE*

* Performance reported for SC and nation, data not available at school level. Percentages at NAEP Achievement Levels.



SC PERFORMANCE VISION

By 2020 all students will graduate with the knowledge and skills necessary to compete successfully in the global economy, participate in a democratic society and contribute positively as members of families and communities.

Abbreviations Key

N/A Not Applicable N/AV Not Available N/C Not Collected N/R Not Reported I/S Insufficient Sample TBD To be determined
 NI Newly Identified CSI Continuing School Improvement CA Corrective Action RP Plan to Restructure R Restructure DELAY School Improvement Status HOLD School Improvement Status

NEWBERRY CAREER CENTER [Newberry]

SCHOOL PROFILE

	Our Center	Change from Last Year	Median Career Center
Students (n=675)			
With disabilities other than speech	13.2%	Up from 10.9%	8.2%
Career/technology students in co-curricular organizations	12.3%	Up from 11.3%	21.6%
Enrollment in career/technology courses	675	Down from 682	608
Students participating in work-based experiences	20.4%	Up from 10.9%	16.2%
Teachers (n=17)			
Teachers with advanced degrees	17.6%	No Change	23.8%
Continuing contract teachers	88.2%	No Change	76.5%
Teachers returning from previous year	88.2%	Up from 86.2%	90.8%
Teacher attendance rate	97.9%	Up from 97.3%	95.4%
Average teacher salary*	\$45,226	Up 2.2%	\$46,840
Professional development days/teacher	7.8 days	Down from 14.2 days	10.9 days
Center			
Director's years at Center	3.0	Up from 2.0	6.0
Dollars spent per pupil**	\$2,494	Up 10.1%	\$3,211
Percent of expenditures for teacher salaries**	63.0%	Up from 56.4%	58.4%
Percent of expenditures for instruction**	72.7%	Up from 69.8%	66.9%
Parents attending conferences	46.2%	Down from 48.4%	79.8%

* Length of contract = 185+ days.

** Prior year audited financial data available.

EVALUATION RESULTS

	Teachers	Students*	Parents*
Number of surveys returned	12	84	23
Percent satisfied with learning environment	100.0%	91.7%	85.7%
Percent satisfied with social and physical environment	100.0%	95.2%	63.6%
Percent satisfied with school-home relations	75.0%	89.0%	68.2%

* Only eleventh grade students and their parents were included.

REPORT OF DIRECTOR AND SCHOOL IMPROVEMENT COUNCIL

The Newberry County Career Center enjoyed another successful year serving students from Newberry, Mid Carolina, and Whitmire. Our numbers have continued to increase as more students are choosing our engaging classes. Many of our students take advantage of opportunities to apply what they learn in the classroom to earn professional certification. In 2010-2011 our entire class of cosmetology students earned their licenses through the State Board of Cosmetology. Other students earned Nursing Assistant Certifications and over 175 students earned completer certificates.

Forty-Seven new members were inducted into the Newberry County Career Center Chapter of the National Technical Honor Society.

We are fortunate to have active community support through active business partnerships and our craft advisory committees. We have been able to have many students involved in work based learning activities and job shadowing opportunities.

We maintain our commitment to prepare our students for a global society. Your input is welcome and necessary as we work together to accomplish our goals.

Buddy Livingston, Director
Jimmy Wilson, SIC Chair

Comprehensive detail, including definitions of ratings, performance criteria, and explanations of status, is available on www.ed.sc.gov and www.eoc.sc.gov as well as school and school district websites.

Printed versions are available from school districts upon request.

Abbreviations Key

N/A Not Applicable N/AV Not Available N/C Not Collected N/R Not Reported I/S Insufficient Sample TBD To be determined

NI Newly Identified CSI Continuing School Improvement CA Corrective Action RP Plan to Restructure R Restructure DELAY School Improvement Status HOLD School Improvement Status