

SC Annual School Report Card Summary

APPLIED TECHNOLOGY EDUCATION CENTER
Grades: 9-12 Enrollment: 843
Director: Chet R. Horton
Board Chair: Joseph Dorton, Jr.
Superintendent: Dr. Frank E. Morgan

PERFORMANCE

Comprehensive detail, including definitions of ratings, performance criteria, and explanations of status, is available on www.ed.sc.gov and www.eoc.sc.gov as well as school and school district websites. Printed versions are available from school districts upon request.

YEAR	ABSOLUTE RATING	GROWTH RATING	PALMETTO GOLD AND SILVER AWARD		AYP STATUS	NCLB IMPROVEMENT STATUS
			General Performance	Closing the Gap		
2011	Excellent	Excellent	TBD	TBD	Met	N/A
2010	Good	Below Average	N/A	N/A	Met	N/A
2009	Good	At-Risk	N/A	N/A	Met	N/A

ABSOLUTE RATINGS OF CAREER CENTERS IN SC*

EXCELLENT	GOOD	AVERAGE	BELOW AVERAGE	AT-RISK
17	14	3	4	1

*Ratings are calculated with data available by 11/18/2011. All Career Centers in South Carolina are included.

TECHNICAL SKILL ATTAINMENT

The percentage of students enrolled in career and technology courses at a center who earn a 2.0 or above on the final course grade.

Our Center		State Center Average (%)	
n	%	n	%
698	92.8%		87.6%

GRADUATION RATE

The number of 12th grade career technology education students who graduate in the spring is divided by the number of 12th graders enrolled in the center and converted to a percentage.

Our Center		State Center Average (%)	
n	%	n	%
134	96.3%		94.7%




PLACEMENT RATE

The number of career and technology completers who are available for placement in postsecondary instruction, military services, or employment is divided into the number of students over a three-year period who are actually placed and converted to a percentage. This criterion mirrors the Perkins standard.

Our Center		State Center Average (%)	
n	%	n	%
414	97.8%		96.3%

NAEP PERFORMANCE*

* Performance reported for SC and nation, data not available at school level. Percentages at NAEP Achievement Levels.



SC PERFORMANCE VISION

By 2020 all students will graduate with the knowledge and skills necessary to compete successfully in the global economy, participate in a democratic society and contribute positively as members of families and communities.

Abbreviations Key

N/A Not Applicable N/AV Not Available N/C Not Collected N/R Not Reported I/S Insufficient Sample TBD To be determined
 NI Newly Identified CSI Continuing School Improvement CA Corrective Action RP Plan to Restructure R Restructure DELAY School Improvement Status HOLD School Improvement Status

APPLIED TECHNOLOGY EDUCATION CENTER [Kershaw

SCHOOL PROFILE

	Our Center	Change from Last Year	Median Career Center
Students (n=843)			
With disabilities other than speech	7.5%	Up from 6.5%	8.2%
Career/technology students in co-curricular organizations	8.7%	Up from 7.6%	21.6%
Enrollment in career/technology courses	843	Down from 876	608
Students participating in work-based experiences	23.8%	Down from 27.2%	16.2%
Teachers (n=16)			
Teachers with advanced degrees	18.8%	Up from 16.7%	23.8%
Continuing contract teachers	81.3%	Up from 72.2%	76.5%
Teachers returning from previous year	89.2%	Up from 85.8%	90.8%
Teacher attendance rate	96.8%	Up from 96.6%	95.4%
Average teacher salary*	\$46,333	Down 2.8%	\$46,840
Professional development days/teacher	14.8 days	No Change	10.9 days
Center			
Director's years at Center	2.0	Up from 1.0	6.0
Dollars spent per pupil**	\$2,785	Down 1.7%	\$3,211
Percent of expenditures for teacher salaries**	46.3%	Up from 44.6%	58.4%
Percent of expenditures for instruction**	60.2%	Up from 58.7%	66.9%
Parents attending conferences	78.1%	Up from 76.5%	79.8%

* Length of contract = 185+ days.

** Prior year audited financial data available.

EVALUATION RESULTS

	Teachers	Students*	Parents*
Number of surveys returned	19	132	75
Percent satisfied with learning environment	100.0%	90.8%	97.2%
Percent satisfied with social and physical environment	94.7%	91.6%	93.2%
Percent satisfied with school-home relations	94.7%	93.7%	82.2%

* Only eleventh grade students and their parents were included.

REPORT OF DIRECTOR AND SCHOOL IMPROVEMENT COUNCIL

The Applied Technology Education Campus (ATEC), as the career and technology education center for the Kershaw County School District, serves approximately 900 students from Camden, Lugoff-Elgin and North Central high schools. Sixteen programs are offered in accordance with standards set by the S.C. Department of Education and are accredited by the Southern Association of Colleges and Schools, Council on Accreditation and School Improvement. ATEC is committed to providing students with the technological and academic skills necessary to compete effectively in the workplace and pursue post-secondary education. Implementing improved technology is a major focus for all programs. In accordance with the state Education Economic Development Act, ATEC's curriculum incorporates career clusters and career majors. Many students participate in work-based learning opportunities such as shadowing and internships.

ATEC exceeded the following federal standards used to measure student and school achievement in career and technology education: academic attainment in reading/language arts, academic attainment in mathematics, technical skill attainment, secondary school completion, student graduation rates, secondary placement, and nontraditional completion.

During 2010-2011, ATEC continued to reach out to the community and perform noteworthy service. ATEC students collected 906 jars of peanut butter for Christian Community Ministries during the fall semester and raised more than \$3500 for Relay for Life during the spring semester.

Twelve of ATEC's 16 programs are associated with an industry-recognized certification. The building construction and precision metalworking programs have NCCER (National Center for Construction Education and Research) certification in carpentry and industrial maintenance. Students who complete these programs and pass prescribed exams have mastered competencies in the certified areas. Students who complete nursing and cosmetology may graduate with licenses to practice in those professions. Computer maintenance certification is available through A+.

Students demonstrated outstanding performance both in and outside the classroom. Nursing and health science students won 36 medals in the Health Occupations Students of America (HOSA) state competition. Enrollment in the National Technical Honor Society increased as a record 106 new students were inducted this year.

Chet R. Horton, Director, Applied Technology Education Campus
David Weaver, Chairman, School Improvement Council

Comprehensive detail, including definitions of ratings, performance criteria, and explanations of status, is available on www.ed.sc.gov and www.eoc.sc.gov as well as school and school district websites.

Printed versions are available from school districts upon request.

Abbreviations Key

N/A Not Applicable N/AV Not Available N/C Not Collected N/R Not Reported I/S Insufficient Sample TBD To be determined

NI Newly Identified CSI Continuing School Improvement CA Corrective Action RP Plan to Restructure R Restructure DELAY School Improvement Status HOLD School Improvement Status