



# SC Annual School Report Card Summary

**FAIRFIELD MIDDLE**  
**Fairfield**  
**Grades: 7-8** Enrollment: 437  
**Principal: Leevette E. Malloy**  
**Superintendent: Dr. Patrice Robinson**  
**Board Chair: Ms. Annie McDaniel**

## PERFORMANCE

Comprehensive detail, including definitions of ratings, performance criteria, and explanations of status, is available on [www.ed.sc.gov](http://www.ed.sc.gov) and [www.eoc.sc.gov](http://www.eoc.sc.gov) as well as school and school district websites. Printed versions are available from school districts upon request.

YEAR	ABSOLUTE RATING	GROWTH RATING	PALMETTO GOLD AND SILVER AWARD		AYP STATUS	NCLB IMPROVEMENT STATUS
			General Performance	Closing the Gap		
2010	Below Average	Below Average	TBD	TBD	Not Met	N/A
2009	Below Average	Average	N/A	N/A	Not Met	N/A
2008	At-Risk	Below Average	N/A	N/A	Not Met	N/A

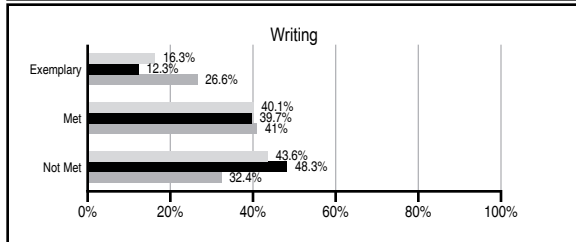
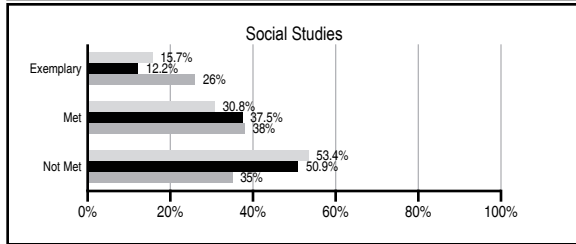
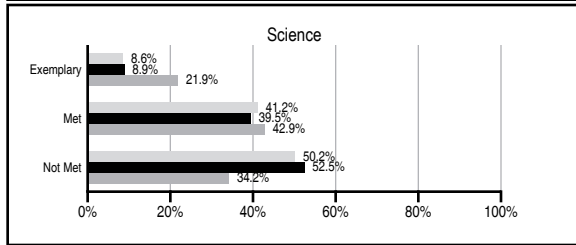
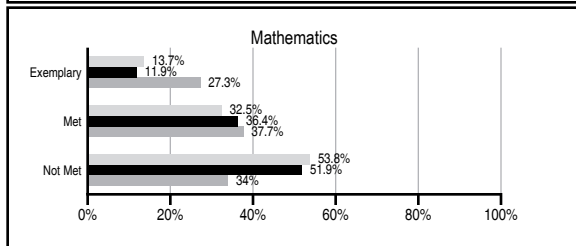
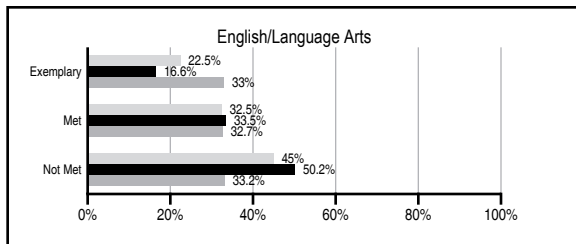
## ABSOLUTE RATINGS OF MIDDLE SCHOOLS WITH STUDENTS LIKE OURS\*

EXCELLENT	GOOD	AVERAGE	BELOW AVERAGE	AT-RISK
0	0	11	32	23

\* Ratings are calculated with data available by 03/09/2011. Schools with Students Like Ours are Middle Schools with Poverty Indices of no more than 5% above or below the index for this school.




## PASS PERFORMANCE

Our School
  Middle Schools with Students Like Ours
  Middle schools statewide



## NAEP PERFORMANCE\*

\* Performance reported for SC and nation, data not available at school level. Percentages at NAEP Achievement Levels.



## END OF COURSE TESTS - 2010

% of students scoring 70 or above on:	Our Middle School	Middle Schools with Students Like Ours
Algebra 1/Math for the Technologies 2	88.9	88.3
English 1	96.3	86.9
Physical Science	N/A	42.1
US History and the Constitution	N/A	N/A
All Subjects	92.6	86.9

## SC PERFORMANCE GOAL

**2010 Goal:**  
 By 2010, SC's student achievement will be ranked in the top half of the states nationally. To achieve this goal, we must become one of the fastest improving systems in the country.

**2020 Vision:**  
 By 2020 all students will graduate with the knowledge and skills necessary to compete successfully in the global economy, participate in a democratic society and contribute positively as members of families and communities.

### Abbreviations Key

N/A Not Applicable N/AV Not Available N/C Not Collected N/R Not Reported I/S Insufficient Sample TBD To be determined  
 NI Newly Identified CSI Continuing School Improvement CA Corrective Action RP Plan to Restructure R Restructure DELAY School Improvement Status HOLD School Improvement Status

# FAIRFIELD MIDDLE [Fairfield]

## SCHOOL PROFILE

	Our School	Change from Last Year	Middle Schools with Students Like Ours	Median Middle School
<b>Students (n=437)</b>				
Students enrolled in high school credit courses (grades 7 & 8)	5.9%	Down from 6.6%	13.5%	24.2%
Retention rate	3.3%	Down from 6.4%	1.0%	0.7%
Attendance rate	94.8%	Up from 94.0%	95.4%	95.9%
Eligible for gifted and talented	0.0%	Down from 12.0%	5.7%	16.4%
With disabilities other than speech	14.9%	Down from 15.5%	14.7%	12.0%
Older than usual for grade	5.7%	Up from 3.9%	4.8%	2.2%
Out-of-school suspensions or expulsions for violent and/or criminal offenses	0.5%	Down from 1.1%	0.3%	0.5%
Annual dropout rate	0.2%	Up from 0.0%	0.0%	0.0%
<b>Teachers (n=36)</b>				
Teachers with advanced degrees	58.3%	Down from 64.3%	58.3%	58.5%
Continuing contract teachers	58.3%	Up from 52.4%	68.0%	80.0%
Teachers with emergency or provisional certificates	25.0%	Down from 28.9%	11.3%	4.0%
Teachers returning from previous year	68.3%	Up from 66.5%	78.0%	84.6%
Teacher attendance rate	93.8%	Down from 96.6%	95.6%	95.4%
Average teacher salary*	\$46,176	Down 3.8%	\$44,716	\$46,561
Classes not taught by highly qualified teachers	4.7%	Down from 15.6%	6.1%	1.3%
Professional development days/teacher	12.7 days	Up from 10.2 days	10.5 days	10.2 days
<b>School</b>				
Principal's years at school	2.0	Up from 1.0	3.0	4.0
Student-teacher ratio in core subjects	16.7 to 1	Down from 17.5 to 1	17.7 to 1	21.1 to 1
Prime instructional time	87.7%	Down from 89.7%	90.0%	90.4%
Opportunities in the arts	Excellent	Up from Fair	Good	Good
SACS accreditation	Yes	No Change	Yes	Yes
Parents attending conferences	100.0%	Up from 98.3%	94.6%	98.1%
Character development program	Excellent	No Change	Good	Good
Dollars spent per pupil**	\$10,264	Up 7.4%	\$10,083	\$7,802
Percent of expenditures for instruction**	60.2%	Down from 63.4%	60.4%	63.8%
Percent of expenditures for teacher salaries**	55.8%	Up from 52.2%	55.9%	60.0%
% of AYP objectives met	85.7%	Down from 90.5%	88.2%	92.3%

\* Length of contract = 185+ days.

\*\* Prior year audited financial data available.

## EVALUATION RESULTS

	Teachers	Students*	Parents*
Number of surveys returned	40	206	82
Percent satisfied with learning environment	50.0%	65.2%	63.2%
Percent satisfied with social and physical environment	65.0%	73.8%	61.5%
Percent satisfied with school-home relations	37.5%	82.7%	70.7%

\*Only students at the highest middle school grade level at this school and their parents were included.

## REPORT OF PRINCIPAL AND SCHOOL IMPROVEMENT COUNCIL

During the 2009-2010 school year, Fairfield Middle School implemented the use of Explicit Direct Instruction (EDI) as the developmental curriculum approach in all classrooms. By utilizing this approach, the English Language Arts, mathematics, and science departments reached the goal of students gaining four or more points on the MAP test from the fall to the spring testing administrations; met satisfactory implementation for the 2009-2010 school year; and was automatically released from the Palmetto Priority Schools (PPS) initiative based on the 2009 report card. Fairfield Middle School chose to continue to be a part of the Palmetto Priority Schools initiative during the 2010-2011 school year for monitoring status only. In addition, curriculum calibration was conducted.

In order to fulfill our vision of "Whatever It Takes – Every Student Counts," Fairfield Middle School provided students with a variety of academic programs and extracurricular activities. Our strong faculty and staff are the foundation of our instructional programs. We have 4 National Board certified teachers. The 2009-2010 school year marked the second year of implementation of the 6.5 Transition Program at Fairfield Middle School. One hundred-fifty students participated in the Plex Indoor Field Study for our Top Reader Celebration. Students also earned FMS outstanding departmental, turn around/most improved, good citizenship, honor rolls, MAP gains, End of Quarter Exams, 25 to RISE, and character education awards.

As part of the Making Middle Grades Work Initiative, Fairfield Middle School continued implementing a comprehensive system of extra help for students. All teachers provided tutorials. A school-wide embedded daily intervention and extended day (after-school) programs were implemented for students who needed academic assistance in English Language Arts and mathematics. Students also utilized Orchard Targeted Educational Software and My Reading Coach Software. Students were required to read twenty-five books for the school year.

Students had the opportunity to participate in a variety of co/extracurricular activities. Students participated in multiple field studies for their academic achievements, including but not limited to: Education Day at Carowinds; Fairfield County Read-In; South Carolina State Read-In; SCMEA Concert Festival; Drayton Hall Plantation; Washington, DC, and Williamsburg, VA; college tours to Winthrop University and South Carolina State University; Harvest Hope Food Bank; and Halton Theatre. Two homerooms tied for bringing in the most food for our Spring Food Drive.

We recognize that all of our stakeholders are key components to the success of Fairfield Middle School. Parents and community members participated in School Improvement Council (SIC), Parent Teacher Student Association (PTSA), chaperoning field studies, and various other volunteer initiatives. The Guidance Department, Curriculum Leadership Team, student organizations, faculty committees, and administrators coordinated several programs that increased parental involvement.

Leevette E. Malloy, Principal  
Albertha Woodard, School Improvement Council Chairperson

Comprehensive detail, including definitions of ratings, performance criteria, and explanations of status, is available on [www.ed.sc.gov](http://www.ed.sc.gov) and [www.eoc.sc.gov](http://www.eoc.sc.gov) as well as school and school district websites.

Printed versions are available from school districts upon request.

### Abbreviations Key

N/A Not Applicable N/AV Not Available N/C Not Collected N/R Not Reported I/S Insufficient Sample TBD To be determined

NI Newly Identified CSI Continuing School Improvement CA Corrective Action RP Plan to Restructure R Restructure DELAY School Improvement Status HOLD School Improvement Status