



# SC Annual School Report Card Summary

**NINETY SIX ELEMENTARY**

**Greenwood 52**

**Grades: 3-5**

**Enrollment: 365**

**Principal: Jane T. Calhoun**

**Superintendent: Dr. Mark Petersen**

**Board Chair: Mr. Sam Corley**

## PERFORMANCE

Comprehensive detail, including definitions of ratings, performance criteria, and explanations of status, is available on [www.ed.sc.gov](http://www.ed.sc.gov) and [www.eoc.sc.gov](http://www.eoc.sc.gov) as well as school and school district websites. Printed versions are available from school districts upon request.

YEAR	ABSOLUTE RATING	GROWTH RATING	PALMETTO GOLD AND SILVER AWARD		AYP STATUS	NCLB IMPROVEMENT STATUS
			General Performance	Closing the Gap		
2010	Excellent	Good	TBD	TBD	Met	N/A
2009	Good	Good	Silver	N/A	Met	N/A
2008	Average	At-Risk	N/A	N/A	Not Met	N/A

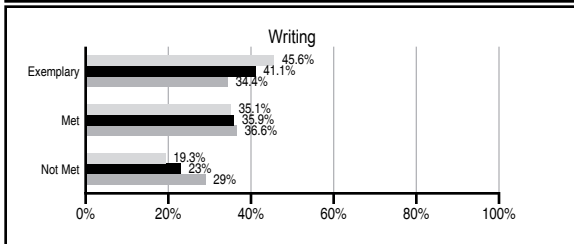
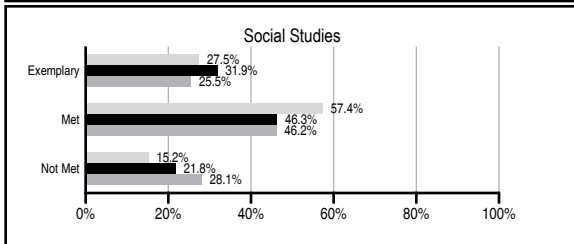
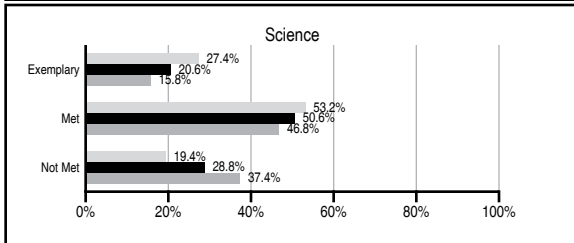
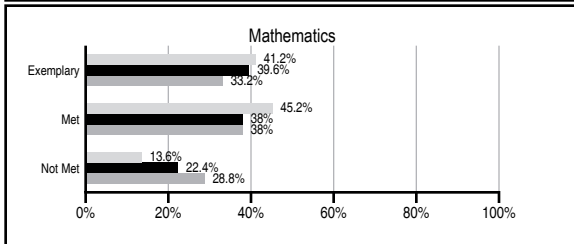
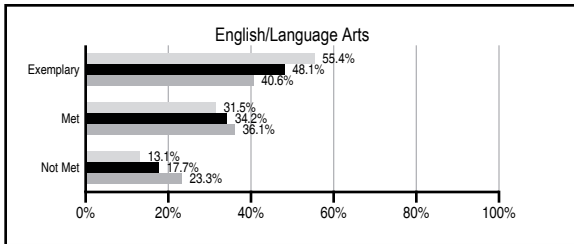
## ABSOLUTE RATINGS OF ELEMENTARY SCHOOLS WITH STUDENTS LIKE OURS\*

EXCELLENT	GOOD	AVERAGE	BELOW AVERAGE	AT-RISK
24	38	30	0	0

\* Ratings are calculated with data available by 03/09/2011. Schools with Students Like Ours are Elementary Schools with Poverty Indices of no more than 5% above or below the index for this school.



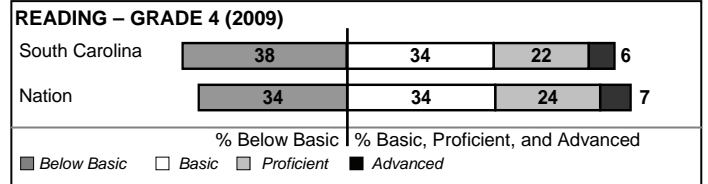
## PASS PERFORMANCE

Our School
  Elementary Schools with Students Like Ours
  Elementary schools statewide



## NAEP PERFORMANCE\*

\* Performance reported for SC and nation, data not available at school level. Percentages at NAEP Achievement Levels.



## SC PERFORMANCE GOAL

### 2010 Goal:

*By 2010, SC's student achievement will be ranked in the top half of the states nationally. To achieve this goal, we must become one of the fastest improving systems in the country.*

### 2020 Vision:

*By 2020 all students will graduate with the knowledge and skills necessary to compete successfully in the global economy, participate in a democratic society and contribute positively as members of families and communities.*

### Abbreviations Key

N/A Not Applicable N/AV Not Available N/C Not Collected N/R Not Reported I/S Insufficient Sample TBD To be determined

NI Newly Identified CSI Continuing School Improvement CA Corrective Action RP Plan to Restructure R Restructure DELAY School Improvement Status HOLD School Improvement Status

# NINETY SIX ELEMENTARY [Greenwood 52]

## SCHOOL PROFILE

	Our School	Change from Last Year	Elementary Schools with Students Like Ours	Median Elementary School
<b>Students (n=365)</b>				
Retention rate	1.9%	Up from 0.0%	1.2%	1.2%
Attendance rate	96.5%	Down from 96.7%	96.2%	96.1%
Eligible for gifted and talented	27.8%	Up from 14.1%	16.1%	11.7%
With disabilities other than speech	8.1%	Up from 7.0%	7.6%	8.0%
Older than usual for grade	0.0%	No Change	0.3%	0.4%
Out-of-school suspensions or expulsions for violent and/or criminal offenses	0.0%	No Change	0.0%	0.0%
<b>Teachers (n=21)</b>				
Teachers with advanced degrees	71.4%	Up from 69.6%	61.3%	60.5%
Continuing contract teachers	100.0%	No Change	86.2%	84.6%
Teachers with emergency or provisional certificates	0.0%	No Change	0.0%	0.0%
Teachers returning from previous year	96.8%	Up from 94.1%	89.1%	87.0%
Teacher attendance rate	93.0%	Up from 91.6%	95.5%	95.4%
Average teacher salary*	\$48,007	Down 0.8%	\$48,008	\$47,288
Classes not taught by highly qualified teachers	0.0%	No Change	0.0%	0.0%
Professional development days/teacher	10.9 days	Up from 8.4 days	10.8 days	10.5 days
<b>School</b>				
Principal's years at school	10.0	Up from 9.0	5.0	4.0
Student-teacher ratio in core subjects	22.8 to 1	Up from 20.9 to 1	19.9 to 1	19.2 to 1
Prime instructional time	88.7%	Up from 87.2%	90.8%	90.8%
Opportunities in the arts	Good	No Change	Good	Good
SACS accreditation	Yes	No Change	Yes	Yes
Parents attending conferences	96.7%	Down from 98.2%	100.0%	100.0%
Character development program	Excellent	Up from Good	Excellent	Excellent
Dollars spent per pupil**	\$6,698	Down 3.9%	\$7,124	\$7,548
Percent of expenditures for instruction**	64.8%	Down from 66.7%	69.1%	68.7%
Percent of expenditures for teacher salaries**	59.6%	Up from 55.5%	65.8%	65.1%
% of AYP objectives met	100.0%	No Change	100.0%	100.0%

\* Length of contract = 185+ days.

\*\* Prior year audited financial data available.

## EVALUATION RESULTS

	Teachers	Students*	Parents*
Number of surveys returned	23	99	97
Percent satisfied with learning environment	100.0%	93.9%	90.7%
Percent satisfied with social and physical environment	100.0%	93.9%	85.6%
Percent satisfied with school-home relations	100.0%	92.9%	84.2%

\*Only students at the highest elementary school grade level at this school and their parents were included.

## REPORT OF PRINCIPAL AND SCHOOL IMPROVEMENT COUNCIL

Ninety Six Elementary School focused on being a "Community of Learners" during the 2009-2010 school year, and proudly recognized students, staff, and community members for their accomplishments throughout the year. Community Spirit Awards were presented each month to students who exemplified our character value for the month. Bus Appreciation Week and a Staff and Volunteer Appreciation Program recognized the contributions made by those people to our students and to our school. Our Title 1 Parental Involvement Programs successfully engaged more parents than ever in activities in our "School Community".

Our Character Education Program was expanded this year with monthly activities in all classrooms and a school-wide focus on the character values. As Character Education took "center stage" in our school, student behavior improved significantly. School-wide Community Service Projects included providing Thanksgiving meals to needy families in our community and donations to the local Humane Society through a "Santa's Paws" project.

Ninety Six Elementary School was a Silver Award Recipient for outstanding student academic performance in the Palmetto Gold and Silver Awards Program for 2009-2010. This was our third Silver Award, and we proudly accepted the award and flag that was presented. Academic performance was enhanced by different initiatives in our school; however, teachers at every grade level teaching Grade Level SC Standards continues to be one of our strengths. Grade level planning during common planning times helps to ensure quality instruction in all classrooms. Study Island, a web-based program correlated to the SC Standards, was added to our Computer Lab, used regularly by our teachers, and made available for students to use at home. Sound systems were added to six classrooms to enhance instruction by providing amplification during instructional time. Our gifted and talented teacher presented weekly lessons incorporating Brain Boosters, a program based on developing critical thinking skills, to all third graders. Innovative grants provided instruction "outside the classroom" to enhance student learning, and an After School Program provided reinforcement and enrichment for underachieving students.

Looking back over our year as a "Community of Learners" provides the assurance of continuous improvement each and every day. Our faculty and staff are dedicated professionals who make learning meaningful and exciting. We continue to exemplify a strong commitment to academics, citizenship, and character-building.

Jane T. Calhoun, Principal  
Shameka Brown, SIC

Comprehensive detail, including definitions of ratings, performance criteria, and explanations of status, is available on [www.ed.sc.gov](http://www.ed.sc.gov) and [www.eoc.sc.gov](http://www.eoc.sc.gov) as well as school and school district websites.

Printed versions are available from school districts upon request.

### Abbreviations Key

N/A Not Applicable N/AV Not Available N/C Not Collected N/R Not Reported I/S Insufficient Sample TBD To be determined

NI Newly Identified CSI Continuing School Improvement CA Corrective Action RP Plan to Restructure R Restructure DELAY School Improvement Status HOLD School Improvement Status