



SC Annual School Report Card Summary

GEIGER ELEMENTARY
Fairfield
Grades: PK-6 Enrollment: 300
Principal: Mr. Joe E. Seibles
Superintendent: Dr. Patrice Robinson
Board Chair: Ms. Annie McDaniel

PERFORMANCE

Comprehensive detail, including definitions of ratings, performance criteria, and explanations of status, is available on www.ed.sc.gov and www.eoc.sc.gov as well as school and school district websites. Printed versions are available from school districts upon request.

YEAR	ABSOLUTE RATING	GROWTH RATING	PALMETTO GOLD AND SILVER AWARD		AYP STATUS	NCLB IMPROVEMENT STATUS
			General Performance	Closing the Gap		
2010	Below Average	Average	TBD	TBD	Met	N/A
2009	Below Average	Below Average	N/A	N/A	Met	N/A
2008	Below Average	Good	Silver	N/A	Not Met	N/A

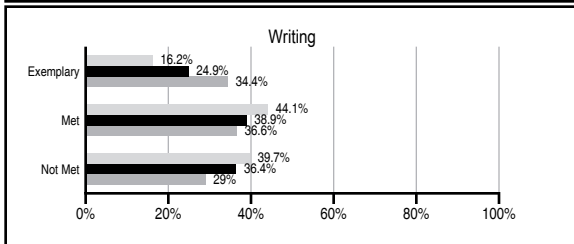
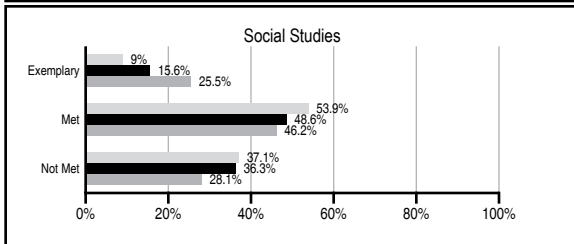
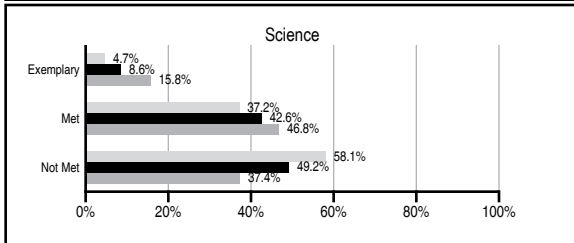
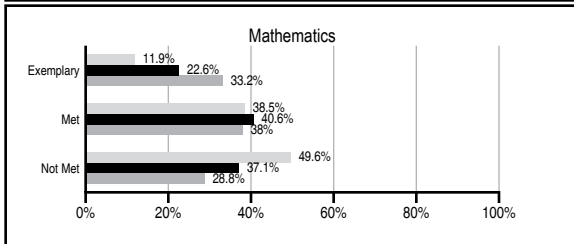
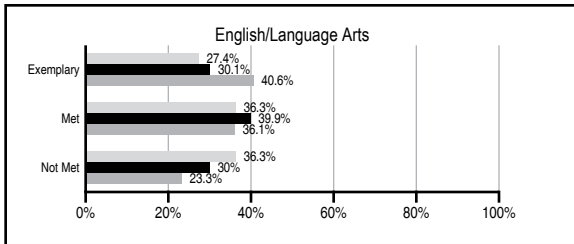
ABSOLUTE RATINGS OF ELEMENTARY SCHOOLS WITH STUDENTS LIKE OURS*

EXCELLENT	GOOD	AVERAGE	BELOW AVERAGE	AT-RISK
1	6	95	32	8

* Ratings are calculated with data available by 03/09/2011. Schools with Students Like Ours are Elementary Schools with Poverty Indices of no more than 5% above or below the index for this school.



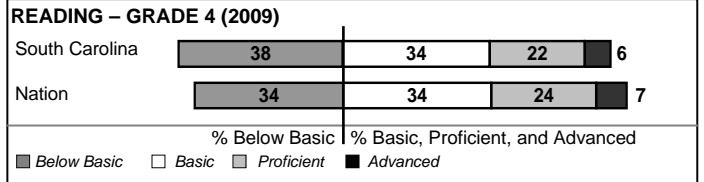
PASS PERFORMANCE

Our School
 Elementary Schools with Students Like Ours
 Elementary schools statewide



NAEP PERFORMANCE*

* Performance reported for SC and nation, data not available at school level. Percentages at NAEP Achievement Levels.



SC PERFORMANCE GOAL

2010 Goal:
 By 2010, SC's student achievement will be ranked in the top half of the states nationally. To achieve this goal, we must become one of the fastest improving systems in the country.

2020 Vision:
 By 2020 all students will graduate with the knowledge and skills necessary to compete successfully in the global economy, participate in a democratic society and contribute positively as members of families and communities.

Abbreviations Key

N/A Not Applicable N/AV Not Available N/C Not Collected N/R Not Reported I/S Insufficient Sample TBD To be determined
 NI Newly Identified CSI Continuing School Improvement CA Corrective Action RP Plan to Restructure R Restructure DELAY School Improvement Status HOLD School Improvement Status

GEIGER ELEMENTARY [Fairfield]

SCHOOL PROFILE

	Our School	Change from Last Year	Elementary Schools with Students Like Ours	Median Elementary School
Students (n=300)				
Retention rate	0.0%	Down from 0.4%	1.6%	1.2%
Attendance rate	95.8%	Down from 96.8%	95.8%	96.1%
Eligible for gifted and talented	13.8%	Up from 11.8%	6.3%	11.7%
With disabilities other than speech	2.8%	Down from 3.4%	8.6%	8.0%
Older than usual for grade	0.0%	Down from 0.4%	0.6%	0.4%
Out-of-school suspensions or expulsions for violent and/or criminal offenses	0.0%	No Change	0.0%	0.0%
Teachers (n=22)				
Teachers with advanced degrees	68.2%	Up from 58.3%	58.1%	60.5%
Continuing contract teachers	68.2%	Down from 70.8%	82.8%	84.6%
Teachers with emergency or provisional certificates	0.0%	No Change	0.0%	0.0%
Teachers returning from previous year	77.1%	No Change	84.9%	87.0%
Teacher attendance rate	94.3%	Down from 97.6%	95.2%	95.4%
Average teacher salary*	\$46,982	Up 0.5%	\$46,046	\$47,288
Classes not taught by highly qualified teachers	0.0%	No Change	0.0%	0.0%
Professional development days/teacher	8.6 days	Down from 10.0 days	11.1 days	10.5 days
School				
Principal's years at school	0.0	Down from 9.0	4.0	4.0
Student-teacher ratio in core subjects	16.6 to 1	No Change	18.4 to 1	19.2 to 1
Prime instructional time	88.8%	Down from 92.1%	90.3%	90.8%
Opportunities in the arts	Fair	Down from Good	Good	Good
SACS accreditation	Yes	No Change	Yes	Yes
Parents attending conferences	97.8%	Up from 92.4%	100.0%	100.0%
Character development program	Below Average	No Change	Excellent	Excellent
Dollars spent per pupil**	\$8,593	Up 10.1%	\$8,059	\$7,548
Percent of expenditures for instruction**	62.5%	Down from 66.3%	67.6%	68.7%
Percent of expenditures for teacher salaries**	59.0%	Down from 59.8%	63.0%	65.1%
% of AYP objectives met	100.0%	No Change	100.0%	100.0%

* Length of contract = 185+ days.

** Prior year audited financial data available.

EVALUATION RESULTS

	Teachers	Students*	Parents*
Number of surveys returned	22	0	0
Percent satisfied with learning environment	77.3%	N/R	N/R
Percent satisfied with social and physical environment	90.9%	N/R	N/R
Percent satisfied with school-home relations	57.1%	N/R	N/R

*Only students at the highest elementary school grade level at this school and their parents were included.

REPORT OF PRINCIPAL AND SCHOOL IMPROVEMENT COUNCIL

Educating our children effectively has never been more important, and we at Geiger Elementary School are passionate about creating the best environment possible for learning. We encourage students to reach their full potential by providing a learning environment that allows students to excel and exceed their expectations. Our staff, parents, and community members continue to work hard each day to provide an environment of excellence for our students. Improving student achievement continues to be our top priority. Our primary goals include addressing the identified needs of our students based on informal and formal assessments.

Geiger is a Title I school; therefore, we are required to develop a comprehensive school-wide action plan for increased student achievement. Title I funding has allowed us to decrease student/teacher ratio, provide continuous professional development for teachers, and to purchase a variety of resources and materials to support classroom instruction. Title I also allowed us to employ a parent liaison to coordinate parent/school activities.

Geiger Elementary School also provides many opportunities for students, parents, and the community to participate in several school events, such as Career Day, Muffins for Moms, Grits for Grandparents, Doughnuts for Dads, Veterans' Day, Academic Fairs, Monthly Star Student Programs, Quarterly Awards Programs, Good Character Day Celebrations, Boys and Girls Club, Strings Program, Reading is fundamental, Tiger Totes Family Literacy Program, Read with the Lady Gamecocks, Cocky Reading Express, Reading counts, Read Across America, Fairfield County Read-In, State Read-in, Family Math, Science, Literacy, Palmetto Assessment of State Standards (PASS) Nights, Monthly Parenting Workshops, Real Men Read, Parents vs. Teacher/Staff Basketball Games, String Programs, and Monthly Club Meetings.

Geiger appreciates the hard work and dedication of all of our stake holders in our ongoing commitment to continue improvements in student achievement with a goal of increasing the number of students scoring exemplary on PASS.

Comprehensive detail, including definitions of ratings, performance criteria, and explanations of status, is available on www.ed.sc.gov and www.eoc.sc.gov as well as school and school district websites.

Printed versions are available from school districts upon request.

Abbreviations Key

N/A Not Applicable N/AV Not Available N/C Not Collected N/R Not Reported I/S Insufficient Sample TBD To be determined

NI Newly Identified CSI Continuing School Improvement CA Corrective Action RP Plan to Restructure R Restructure DELAY School Improvement Status HOLD School Improvement Status