



# SC Annual School Report Card Summary

**MCCROREY-LISTON ELEMENTARY**  
**Fairfield**  
**Grades: PK-6** Enrollment: 200  
**Principal: Chandra M. Bell**  
**Superintendent: Dr. Patrice Robinson**  
**Board Chair: Ms. Annie McDaniel**

## PERFORMANCE

Comprehensive detail, including definitions of ratings, performance criteria, and explanations of status, is available on [www.ed.sc.gov](http://www.ed.sc.gov) and [www.eoc.sc.gov](http://www.eoc.sc.gov) as well as school and school district websites. Printed versions are available from school districts upon request.

YEAR	ABSOLUTE RATING	GROWTH RATING	PALMETTO GOLD AND SILVER AWARD		AYP STATUS	NCLB IMPROVEMENT STATUS
			General Performance	Closing the Gap		
2010	Below Average	Average	TBD	TBD	Met	N/A
2009	Below Average	Average	N/A	N/A	Met	N/A
2008	Below Average	At-Risk	N/A	N/A	Not Met	N/A

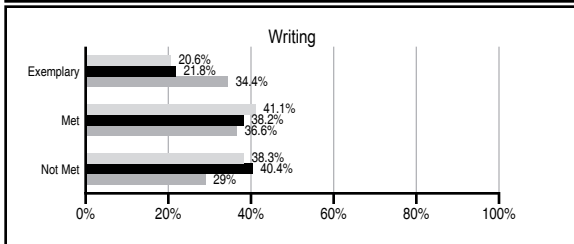
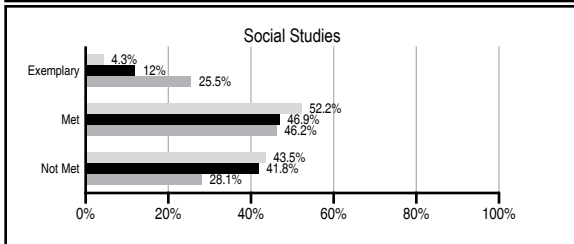
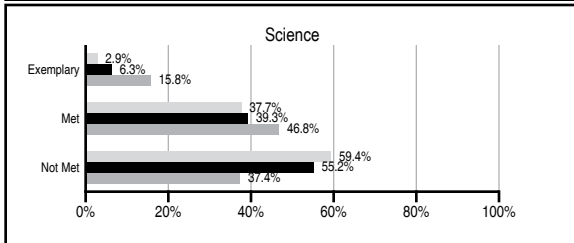
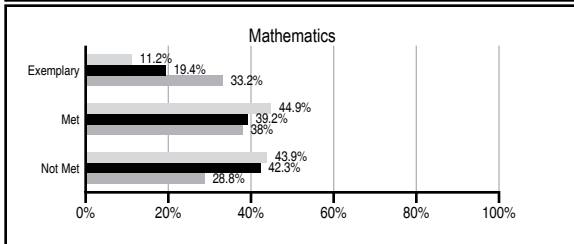
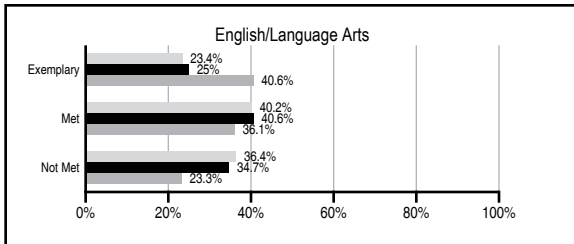
## ABSOLUTE RATINGS OF ELEMENTARY SCHOOLS WITH STUDENTS LIKE OURS\*

EXCELLENT	GOOD	AVERAGE	BELOW AVERAGE	AT-RISK
0	4	82	58	23

\* Ratings are calculated with data available by 03/09/2011. Schools with Students Like Ours are Elementary Schools with Poverty Indices of no more than 5% above or below the index for this school.


## PASS PERFORMANCE

Our School
  Elementary Schools with Students Like Ours
  Elementary schools statewide



## NAEP PERFORMANCE\*

\* Performance reported for SC and nation, data not available at school level. Percentages at NAEP Achievement Levels.



### SC PERFORMANCE GOAL

**2010 Goal:**  
 By 2010, SC's student achievement will be ranked in the top half of the states nationally. To achieve this goal, we must become one of the fastest improving systems in the country.

**2020 Vision:**  
 By 2020 all students will graduate with the knowledge and skills necessary to compete successfully in the global economy, participate in a democratic society and contribute positively as members of families and communities.

### Abbreviations Key

N/A Not Applicable N/AV Not Available N/C Not Collected N/R Not Reported I/S Insufficient Sample TBD To be determined

NI Newly Identified CSI Continuing School Improvement CA Corrective Action RP Plan to Restructure R Restructure DELAY School Improvement Status HOLD School Improvement Status

# MCCROREY-LISTON ELEMENTARY [Fairfield]

## SCHOOL PROFILE

	Our School	Change from Last Year	Elementary Schools with Students Like Ours	Median Elementary School
<b>Students (n=200)</b>				
Retention rate	1.8%	Up from 0.0%	1.5%	1.2%
Attendance rate	96.7%	Down from 96.8%	95.9%	96.1%
Eligible for gifted and talented	0.0%	No Change	4.5%	11.7%
With disabilities other than speech	1.4%	Down from 5.2%	8.4%	8.0%
Older than usual for grade	0.0%	No Change	0.8%	0.4%
Out-of-school suspensions or expulsions for violent and/or criminal offenses	0.0%	No Change	0.0%	0.0%
<b>Teachers (n=15)</b>				
Teachers with advanced degrees	66.7%	Down from 81.3%	60.0%	60.5%
Continuing contract teachers	86.7%	Down from 87.5%	78.9%	84.6%
Teachers with emergency or provisional certificates	0.0%	No Change	0.0%	0.0%
Teachers returning from previous year	80.0%	Down from 82.7%	83.4%	87.0%
Teacher attendance rate	94.7%	Down from 99.5%	95.4%	95.4%
Average teacher salary*	\$50,210	Down 4.9%	\$45,499	\$47,288
Classes not taught by highly qualified teachers	0.0%	No Change	0.0%	0.0%
Professional development days/teacher	19.2 days	Up from 10.6 days	10.6 days	10.5 days
<b>School</b>				
Principal's years at school	3.0	Up from 2.0	3.0	4.0
Student-teacher ratio in core subjects	13.8 to 1	Down from 14.7 to 1	17.2 to 1	19.2 to 1
Prime instructional time	89.3%	Down from 93.8%	90.4%	90.8%
Opportunities in the arts	Good	No Change	Good	Good
SACS accreditation	Yes	No Change	Yes	Yes
Parents attending conferences	100.0%	No Change	100.0%	100.0%
Character development program	Excellent	Up from Good	Excellent	Excellent
Dollars spent per pupil**	\$11,620	Up 5.2%	\$8,719	\$7,548
Percent of expenditures for instruction**	56.9%	Down from 66.1%	68.0%	68.7%
Percent of expenditures for teacher salaries**	52.6%	Down from 61.8%	62.4%	65.1%
% of AYP objectives met	100.0%	No Change	100.0%	100.0%

\* Length of contract = 185+ days.

\*\* Prior year audited financial data available.

## EVALUATION RESULTS

	Teachers	Students*	Parents*
Number of surveys returned	16	20	16
Percent satisfied with learning environment	75.0%	100.0%	92.9%
Percent satisfied with social and physical environment	87.5%	90.0%	92.9%
Percent satisfied with school-home relations	87.5%	100.0%	87.5%

\*Only students at the highest elementary school grade level at this school and their parents were included.

## REPORT OF PRINCIPAL AND SCHOOL IMPROVEMENT COUNCIL

McCrorey-Liston Elementary, home of the Soaring Eagles, is a Title I school nestled in the western part of Fairfield County. We serve students in child development through sixth grade. We set high standards for our students, and we expect and encourage all of our students to do their very best.

Our academic programs are student-centered. We utilize research-based instructional strategies to ensure that our students are meeting state and national standards. Technology integration, analyzing assessments, and curriculum alignment were our focus this year. Our balanced literacy program provided our students with one hundred-twenty minutes of uninterrupted instruction. The students and teachers utilized a new computer-based instructional program called Study Island to assist them in the areas of reading and math. We also continued to utilize data and daily intervention to provide our students with more individualized and small group instruction.

All teachers integrated technology into their lessons. We have Promethean boards and document cameras in our child development through sixth grade classrooms. This year we received new computers for our computer lab. We also provided our students with a class set of digital cameras, flip video cameras, and laptops for instructional use.

McCrorey-Liston received grants from Wal-Mart, Anderson Chevette Anderson, and the Laura Bush Foundation this school year. We were also very fortunate to have numerous business partners. SCANA, Westinghouse and The Shaw Group designed and created a reading garden for the students and teachers to use as an outdoor classroom. SCANA also supported our after-school homework center.

The success of McCrorey-Liston is enhanced by the continuous partnerships with our PTA and SIC. The SIC sponsored our first Government Day. This event provided the students, parents, faculty, and community an opportunity to get to know their county and state-wide elected officials.

As we reflect on our school year, we continue to put students first while creating a school environment in which learning is our top priority. We look forward to building upon our instructional programs and continuing to strive towards academic excellence.

Chandra Bell, Principal  
Katrina Tolbert, SIC Chairperson

Comprehensive detail, including definitions of ratings, performance criteria, and explanations of status, is available on [www.ed.sc.gov](http://www.ed.sc.gov) and [www.eoc.sc.gov](http://www.eoc.sc.gov) as well as school and school district websites.

Printed versions are available from school districts upon request.

### Abbreviations Key

N/A Not Applicable N/AV Not Available N/C Not Collected N/R Not Reported I/S Insufficient Sample TBD To be determined

NI Newly Identified CSI Continuing School Improvement CA Corrective Action RP Plan to Restructure R Restructure DELAY School Improvement Status HOLD School Improvement Status