



# SC Annual School Report Card Summary

**STROM THURMOND CAREER CENTER**  
**Grades: 9-12**                      **Enrollment: 611**  
**Director: Willie Green**  
**Board Chair: Sallie B. Cooks**  
**Superintendent: Dr. Mary Rice-Crenshaw**

## PERFORMANCE

Comprehensive detail, including definitions of ratings, performance criteria, and explanations of status, is available on [www.ed.sc.gov](http://www.ed.sc.gov) and [www.eoc.sc.gov](http://www.eoc.sc.gov) as well as school and school district websites. Printed versions are available from school districts upon request.

YEAR	ABSOLUTE RATING	GROWTH RATING	PALMETTO GOLD AND SILVER AWARD		AYP STATUS	NCLB IMPROVEMENT STATUS
			General Performance	Closing the Gap		
2010	Excellent	Excellent	TBD	TBD	N/A	N/A
2009	Excellent	Good	Gold	N/A	N/A	N/A
2008	Excellent	Excellent	Gold	N/A	N/A	N/A

## ABSOLUTE RATINGS OF CAREER CENTERS IN SC\*

EXCELLENT	GOOD	AVERAGE	BELOW AVERAGE	AT-RISK
17	14	1	4	1

\*Ratings are calculated with data available by 03/07/2011. All Career Centers in South Carolina are included.

## TECHNICAL SKILL ATTAINMENT

The percentage of students enrolled in career and technology courses at a center who earn a 2.0 or above on the final course grade.

Our Center		State Center Average (%)	
n	%	n	%
622	90.5%		86.0%

## GRADUATION RATE

The number of 12th grade career technology education students who graduate in the spring is divided by the number of 12th graders enrolled in the center and converted to a percentage.

Our Center		State Center Average (%)	
n	%	n	%
105	99.0%		95.8%

## PLACEMENT RATE


The number of career and technology completers who are available for placement in postsecondary instruction, military services, or employment is divided into the number of students over a three-year period who are actually placed and converted to a percentage. This criterion mirrors the Perkins standard.

Our Center		State Center Average (%)	
n	%	n	%
103	100.0%		96.7%


## NAEP PERFORMANCE\*

\* Performance reported for SC and nation, data not available at school level. Percentages at NAEP Achievement Levels.


### READING – GRADE 8 (2009)



### MATH – GRADE 8 (2009)



### SCIENCE – GRADE 8 (2005)



## SC PERFORMANCE GOAL

### 2010 Goal:

*By 2010, SC's student achievement will be ranked in the top half of the states nationally. To achieve this goal, we must become one of the fastest improving systems in the country.*

### 2020 Vision:

*By 2020 all students will graduate with the knowledge and skills necessary to compete successfully in the global economy, participate in a democratic society and contribute positively as members of families and communities.*

### Abbreviations Key

N/A Not Applicable N/AV Not Available N/C Not Collected N/R Not Reported I/S Insufficient Sample TBD To be determined  
 NI Newly Identified CSI Continuing School Improvement CA Corrective Action RP Plan to Restructure R Restructure DELAY School Improvement Status HOLD School Improvement Status

# STROM THURMOND CAREER CENTER [Edgefield]

## SCHOOL PROFILE

	Our Center	Change from Last Year	Median Career Center
<b>Students (n=611)</b>			
With disabilities other than speech	11.8%	Down from 15.0%	9.8%
Career/technology students in co-curricular organizations	43.7%	Up from 33.3%	15.0%
Enrollment in career/technology courses	611	Down from 672	611
Students participating in work-based experiences	43.4%	Down from 44.9%	27.2%
<b>Teachers (n=14)</b>			
Teachers with advanced degrees	50.0%	Up from 43.8%	25.0%
Continuing contract teachers	85.7%	Down from 100.0%	75.0%
Teachers with emergency or provisional certificates	15.4%	Up from 12.5%	21.4%
Teachers returning from previous year	95.2%	Down from 97.9%	91.6%
Teacher attendance rate	97.4%	Down from 98.1%	95.9%
Average teacher salary*	\$47,514	Down 2.4%	\$48,180
Professional development days/teacher	6.4 days	Down from 7.3 days	12.8 days
<b>Center</b>			
Director's years at Center	0.0	Down from 26.0	6.0
Dollars spent per pupil**	\$2,121	Down 4.3%	\$3,276
Percent of expenditures for teacher salaries**	68.0%	Up from 63.7%	56.9%
Percent of expenditures for instruction**	71.3%	Up from 70.5%	66.6%
Parents attending conferences	9.8%	Down from 96.7%	94.9%

\* Length of contract = 185+ days.

\*\* Prior year audited financial data available.

## EVALUATION RESULTS

	Teachers	Students*	Parents*
Number of surveys returned	17	108	19
Percent satisfied with learning environment	100.0%	80.4%	84.2%
Percent satisfied with social and physical environment	100.0%	88.0%	78.9%
Percent satisfied with school-home relations	88.2%	89.8%	78.9%

\* Only eleventh grade students and their parents were included.

## REPORT OF DIRECTOR AND SCHOOL IMPROVEMENT COUNCIL

During the 2009-2010 school year, Strom Thurmond Career Center's faculty and staff provided career and technology training to approximately 75% of the high school students in the Edgefield School District. Students were able to choose from a wide-variety of courses, including agricultural science and technology, horticulture, turf and lawn management, automotive technology, carpentry, welding technology, drafting, family and consumer science, business, marketing, and health science technology. Many students were able to enroll in several of these courses due to the flexibility of the A/B block scheduling.

Career and technology students received leadership training through their participation in clubs and organizations. Many of these students competed in district, state, and national competitive events related to their chosen career and technology training. Several of the Career Center students placed in state competitive events. These students are to be commended for their excellent performance.

We were able to secure state and federal funding to purchase additional equipment for carpentry, automotive mechanics, horticulture, turf and lawn management, welding, and business. Representatives of local business and industry support our programs as they serve on school improvement committees and volunteer to assist us in direct instruction of our students. We are very fortunate to have a very positive working relationship with local business and industry.

All high school students in the Edgefield School District are given an opportunity to explore a variety of career options with full-access to all career and technology programs offered by the Strom Thurmond Career Center. Students are also allowed to enroll in courses offered by the local technical institutions through dual-credit programs. We feel that our students are fully prepared to enter the workforce or continue their education when they complete our program.

Willie Green, Director  
Sandra Friar, School Improvement Council Chair

Comprehensive detail, including definitions of ratings, performance criteria, and explanations of status, is available on [www.ed.sc.gov](http://www.ed.sc.gov) and [www.eoc.sc.gov](http://www.eoc.sc.gov) as well as school and school district websites.

Printed versions are available from school districts upon request.

### Abbreviations Key

N/A Not Applicable N/AV Not Available N/C Not Collected N/R Not Reported I/S Insufficient Sample TBD To be determined

NI Newly Identified CSI Continuing School Improvement CA Corrective Action RP Plan to Restructure R Restructure DELAY School Improvement Status HOLD School Improvement Status