

SC Annual School Report Card Summary

Oakland Primary
 Sumter 2
 Grades: PK-1 Enrollment: 669
 Principal: Shirley Tomlin
 Superintendent: Dr. J. Frank Baker
 Board Chair: Mr. Larry Addison

PERFORMANCE

Comprehensive detail, including definitions of ratings, performance criteria, and explanations of status, is available on www.ed.sc.gov and www.eoc.sc.gov as well as school and school district websites. Printed versions are available from school districts upon request.

YEAR	ABSOLUTE RATING	GROWTH RATING	PALMETTO GOLD AND SILVER AWARD		AYP STATUS	NCLB IMPROVEMENT STATUS
			General Performance	Closing the Gap		
2009	Excellent	Excellent	TBD	TBD	Met	N/A
2008	Good	Below Average	N/A	N/A	Not Met	N/A
2007	Good	Good	N/A	N/A	Met	N/A

ABSOLUTE RATING OF PRIMARY SCHOOLS WITH STUDENTS LIKE OURS*

EXCELLENT	GOOD	AVERAGE	BELOW AVERAGE	AT-RISK
4	1	0	0	0

*Ratings are calculated with data available by 03/17/2010. Schools with Students Like Ours are Primary Schools with Poverty Indices of no more than 5% above or below the index for this school.

PRIME INSTRUCTIONAL TIME

Our School	Median Primary School
90.8%	89.6%

STUDENT-TEACHER RATIO IN CORE SUBJECTS

Our School	Median Primary School
20.2 to 1	19.3 to 1

TEACHERS WITH ADVANCED DEGREES

Our School	Median Primary School
75.7%	60.7%

TEACHERS RETURNING FROM PREVIOUS YEAR

Our School	Median Primary School
92.9%	89.6%

PERCENT OF PARENTS ATTENDING CONFERENCES

Our School	Median Primary School
100.0%	100.0%

DAYS OF PROFESSIONAL DEVELOPMENT*

Our School	Median Primary School
18.1 days	11.8 days

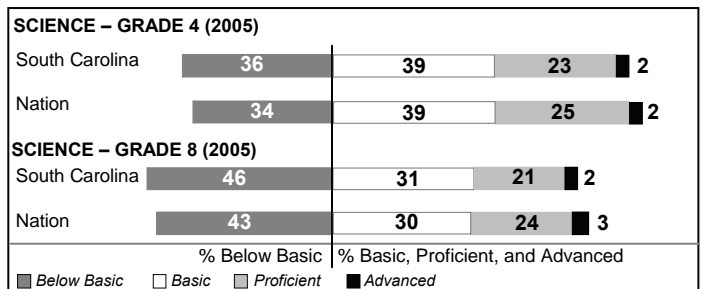

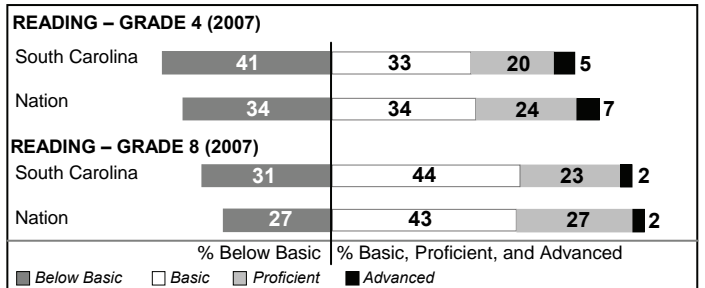
*Professional development days should be devoted exclusively to knowledge and skills in working with children less than eight years old.

Types Of Accreditation (More Than One May Apply)

	Not pursuing accreditation
	Conducting a self-study
X	South Carolina Department of Education
X	Southern Association of Colleges and Schools
	American Montessori Society
	National Association for the Education of Young Children

NAEP PERFORMANCE*

* Performance reported for SC and nation, data not available at school level. Percentages at NAEP Achievement Levels.



SC PERFORMANCE GOAL

2010 Goal:
 By 2010, SC's student achievement will be ranked in the top half of the states nationally. To achieve this goal, we must become one of the fastest improving systems in the country.

2020 Vision:
 By 2020 all students will graduate with the knowledge and skills necessary to compete successfully in the global economy, participate in a democratic society and contribute positively as members of families and communities.

Abbreviations Key

N/A Not Applicable N/AV Not Available N/C Not Collected N/R Not Reported I/S Insufficient Sample TBD To be determined
 NI Newly Identified CSI Continuing School Improvement CA Corrective Action RP Plan to Restructure R Restructure DELAY School Improvement Status HOLD School Improvement Status

Oakland Primary [Sumter 2]

SCHOOL PROFILE

	Our School	Change from Last Year	Primary Schools with Students Like Ours	Median Primary School
Students (n=669)				
Retention rate	3.5%	Up from 2.1%	3.5%	3.6%
Attendance rate	96.2%	Up from 95.6%	95.7%	95.7%
With disabilities other than speech	4.3%	Up from 2.4%	4.3%	4.2%
Older than usual for grade	0.0%	No Change	0.0%	0.0%
Teachers (n=37)				
Teachers with advanced degrees	75.7%	Up from 75.0%	58.0%	60.7%
Continuing contract teachers	75.7%	Up from 72.2%	76.0%	83.3%
Teachers with emergency or provisional certificates	0.0%	Down from 7.1%	0.0%	0.0%
Teachers returning from previous year	92.9%	Up from 87.6%	85.9%	89.6%
Teacher attendance rate	95.2%	Down from 95.3%	94.0%	95.2%
Average teacher salary*	\$45,295	Up 6.3%	\$48,022	\$47,550
Classes not taught by highly qualified teachers	7.5%	Up from 5.2%	0.0%	0.0%
Professional development days/teacher	26.2 days	Down from 26.7 days	14.7 days	16.7 days
School				
Principal's years at school	15.0	No Change	5.0	5.0
Student-teacher ratio in core subjects	20.2 to 1	Up from 19.0 to 1	20.2 to 1	19.3 to 1
Prime instructional time	90.8%	Up from 90.2%	88.8%	89.6%
Opportunities in the arts	Good	No Change	Good	Good
SACS accreditation	Yes	No Change	Yes	Yes
Character development program	Excellent	No Change	Excellent	Excellent
Dollars spent per pupil**	\$6,245	Up 7.5%	\$6,961	\$6,858
Percent of expenditures for instruction**	66.5%	Up from 64.8%	66.5%	70.4%
Percent of expenditures for teacher salaries**	48.6%	Down from 62.9%	63.0%	63.7%
% of AYP objectives met	100.0%	Up from 88.2%	100.0%	100.0%

* Length of contract = 185+ days.

** Prior year audited financial data available.

EVALUATION RESULTS

	Teachers
Number of surveys returned	37
Percent satisfied with learning environment	97.3%
Percent satisfied with social and physical environment	97.3%
Percent satisfied with school-home relations	97.2%

REPORT OF PRINCIPAL AND SCHOOL IMPROVEMENT COUNCIL

Oakland Primary School, serving students in pre-kindergarten through first grade, continues to provide a warm and nurturing environment for its students. We maintain high expectations for our students' academic, social, emotional, and physical growth.

The key to an excellent school is having dedicated and highly-qualified teachers. Our staff continues to participate in staff-development activities and graduate courses to gain "Best Practices" for helping our students become successful.

Title One funds are used to enhance our curriculum and provide students with unique opportunities for learning. Various enrichment programs such as Literacy Enrichment Acceleration Program (LEAP), The Letter Factory, Project Read, Everyday Calendar Math, and the Education City computer program have motivated and challenged our students in reading, writing, and math. Our students participated in afterschool tutorial and challenge programs. The Response to Intervention Program (RTI) was implemented this school year to target and provide interventions for at-risk students.

At Oakland, our students are learning the value of helping others through many service-learning projects such as Relay for Life, Heart Walk, St. Jude Math-a-thon, Pennies for Patients, the Shower Shaw with Cookies project, Character Education programs, and canned food drives.

Parental and community involvement are an integral part of our school. We continue to solicit involvement through our Parent Teacher Association (PTA), School Improvement Council (SIC), Title One Program, Site Based Planning Committees, and the OPS Volunteer Program.

Jamma Bradford, SIC Chairperson
Shirley Tomlin, Principal

Comprehensive detail, including definitions of ratings, performance criteria, and explanations of status, is available on www.ed.sc.gov and www.eoc.sc.gov as well as school and school district websites.

Printed versions are available from school districts upon request.

Abbreviations Key

N/A Not Applicable N/AV Not Available N/C Not Collected N/R Not Reported I/S Insufficient Sample TBD To be determined

NI Newly Identified CSI Continuing School Improvement CA Corrective Action RP Plan to Restructure R Restructure DELAY School Improvement Status HOLD School Improvement Status