

# SC Annual School Report Card Summary

Rains Centenary Early Childhood Center  
 Marion 7  
 Grades: PK-K Enrollment: 101  
 Principal: Angela Huggins  
 Superintendent: Everette M. Dean, Jr.  
 Board Chair: McKeiver Williamson

## PERFORMANCE

Comprehensive detail, including definitions of ratings, performance criteria, and explanations of status, is available on [www.ed.sc.gov](http://www.ed.sc.gov) and [www.eoc.sc.gov](http://www.eoc.sc.gov) as well as school and school district websites. Printed versions are available from school districts upon request.

YEAR	ABSOLUTE RATING	GROWTH RATING	PALMETTO GOLD AND SILVER AWARD		AYP STATUS	NCLB IMPROVEMENT STATUS
			General Performance	Closing the Gap		
2009	N/A	N/A	TBD	TBD	Not Met	N/A
2008	N/A	N/A	N/A	N/A	Not Met	N/A
2007	N/A	N/A	N/A	N/A	N/A	N/A

## ABSOLUTE RATING OF PRIMARY SCHOOLS WITH STUDENTS LIKE OURS\*

EXCELLENT	GOOD	AVERAGE	BELOW AVERAGE	AT-RISK
2	0	0	0	0

\*Ratings are calculated with data available by 03/17/2010. Schools with Students Like Ours are Primary Schools with Poverty Indices of no more than 5% above or below the index for this school.

### PRIME INSTRUCTIONAL TIME

Our School	Median Primary School
87.5%	89.6%

### STUDENT-TEACHER RATIO IN CORE SUBJECTS

Our School	Median Primary School
18.4 to 1	19.3 to 1

### TEACHERS WITH ADVANCED DEGREES

Our School	Median Primary School
83.3%	60.7%

### TEACHERS RETURNING FROM PREVIOUS YEAR

Our School	Median Primary School
N/A	89.6%

### PERCENT OF PARENTS ATTENDING CONFERENCES

Our School	Median Primary School
100.0%	100.0%

### DAYS OF PROFESSIONAL DEVELOPMENT\*

Our School	Median Primary School
21.0 days	11.8 days

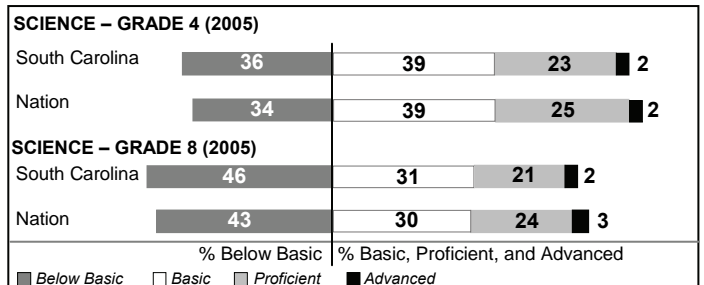

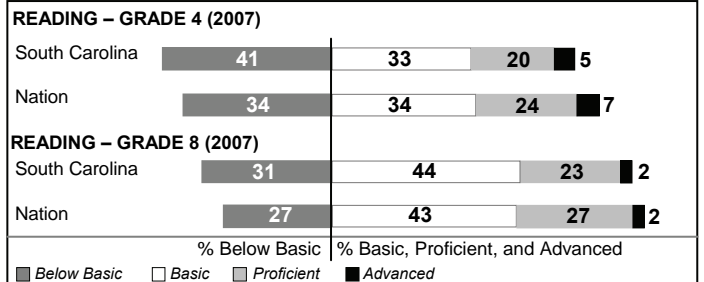
\*Professional development days should be devoted exclusively to knowledge and skills in working with children less than eight years old.

### Types Of Accreditation (More Than One May Apply)

	Not pursuing accreditation
	Conducting a self-study
X	South Carolina Department of Education
X	Southern Association of Colleges and Schools
	American Montessori Society
	National Association for the Education of Young Children

### NAEP PERFORMANCE\*

\* Performance reported for SC and nation, data not available at school level. Percentages at NAEP Achievement Levels.



### SC PERFORMANCE GOAL

**2010 Goal:**  
 By 2010, SC's student achievement will be ranked in the top half of the states nationally. To achieve this goal, we must become one of the fastest improving systems in the country.

**2020 Vision:**  
 By 2020 all students will graduate with the knowledge and skills necessary to compete successfully in the global economy, participate in a democratic society and contribute positively as members of families and communities.

#### Abbreviations Key

N/A Not Applicable N/AV Not Available N/C Not Collected N/R Not Reported I/S Insufficient Sample TBD To be determined  
 NI Newly Identified CSI Continuing School Improvement CA Corrective Action RP Plan to Restructure R Restructure DELAY School Improvement Status HOLD School Improvement Status

# Rains Centenary Early Childhood Center [Marion 7]

## SCHOOL PROFILE

	Our School	Change from Last Year	Primary Schools with Students Like Ours	Median Primary School
<b>Students (n=101)</b>				
Retention rate	1.9%	Down from 4.4%	2.2%	3.6%
Attendance rate	92.8%	Down from 94.1%	95.3%	95.7%
With disabilities other than speech	2.0%	Up from 0.0%	4.8%	4.2%
Older than usual for grade	N/A	N/A	0.3%	0.0%
<b>Teachers (n=6)</b>				
Teachers with advanced degrees	83.3%	No Change	58.2%	60.7%
Continuing contract teachers	83.3%	No Change	83.3%	83.3%
Teachers with emergency or provisional certificates	0.0%	No Change	0.0%	0.0%
Teachers returning from previous year	N/A	N/A	87.4%	89.6%
Teacher attendance rate	97.7%	Up from 95.7%	95.8%	95.2%
Average teacher salary*	\$42,225	Up 3.5%	\$43,604	\$47,550
Classes not taught by highly qualified teachers	0.0%	No Change	0.4%	0.0%
Professional development days/teacher	28.2 days	Down from 28.3 days	17.0 days	16.7 days
<b>School</b>				
Principal's years at school	2.0	Up from 1.0	2.0	5.0
Student-teacher ratio in core subjects	18.4 to 1	Down from 20.5 to 1	18.7 to 1	19.3 to 1
Prime instructional time	87.5%	Up from 84.7%	88.6%	89.6%
Opportunities in the arts	Good	Up from Poor	Good	Good
SACS accreditation	Yes	No Change	Yes	Yes
Character development program	Good	No Change	Excellent	Excellent
Dollars spent per pupil**	\$10,484	Up 11.9%	\$5,939	\$6,858
Percent of expenditures for instruction**	45.8%	Down from 60.5%	66.4%	70.4%
Percent of expenditures for teacher salaries**	38.9%	Down from 51.1%	63.2%	63.7%
% of AYP objectives met	80.0%	No Change	90.0%	100.0%

\* Length of contract = 185+ days.

\*\* Prior year audited financial data available.

## REPORT OF PRINCIPAL AND SCHOOL IMPROVEMENT COUNCIL

The mission of Rains Centenary Early Childhood Center is to ensure that all children are successful in school and life by providing quality early learning experiences and support services in a safe and nurturing environment. We believe that children learn by playing...that play is their work. Teachers and assistants work to provide experiences for each child to learn new things while enjoying the learning process. Children spend most of their playing and working with materials or working with other children. Children have access to various activities throughout the day. We use assorted building blocks and other construction materials, props for pretend play, picture books, paints and other art materials, and table top toys such as matching games, and puzzles. Teachers work with individual children, small groups, and the whole group at different times during the day to meet the many different needs of our children. Classrooms are decorated with children's original artwork, and their own writing with invented spelling. Children learn numbers and the alphabet in the context of their everyday experiences. The natural world of plants and animals and meaningful activities like cooking, taking attendance, or serving snack provide the basis for learning activities. Children work on projects and have long periods of time to play and explore. Teachers read many books to children during the course of the day to encourage a love of reading and to build our children's oral language and vocabulary skills. The curriculum is adapted for those who are ahead as well as those who need additional help. Teachers recognize that children's different background and experiences mean that they do not learn the same things at the same time. Our children and their parents look forward to school. Parents feel secure about sending their child to the program and our children are happy to attend. We welcome you to come visit us at the Center to see for yourself how fun learning can be.

Angela Huggins - Principal  
Teresa Williams - SIC chair

## EVALUATION RESULTS

	Teachers
Number of surveys returned	7
Percent satisfied with learning environment	100.0%
Percent satisfied with social and physical environment	100.0%
Percent satisfied with school-home relations	100.0%

Comprehensive detail, including definitions of ratings, performance criteria, and explanations of status, is available on [www.ed.sc.gov](http://www.ed.sc.gov) and [www.eoc.sc.gov](http://www.eoc.sc.gov) as well as school and school district websites.

Printed versions are available from school districts upon request.

### Abbreviations Key

N/A Not Applicable N/AV Not Available N/C Not Collected N/R Not Reported I/S Insufficient Sample TBD To be determined

NI Newly Identified CSI Continuing School Improvement CA Corrective Action RP Plan to Restructure R Restructure DELAY School Improvement Status HOLD School Improvement Status