



# SC Annual School Report Card Summary

Calhoun Falls Charter  
 SC Public Charter District  
 Grades: 6-12 Enrollment: 229  
 Principal: Deirdre McCullough  
 Superintendent: Dr. Wayne Brazell  
 Board Chair: Don McLaurin

## PERFORMANCE

Comprehensive detail, including definitions of ratings, performance criteria, and explanations of status, is available on [www.ed.sc.gov](http://www.ed.sc.gov) and [www.eoc.sc.gov](http://www.eoc.sc.gov) as well as school and school district websites. Printed versions are available from school districts upon request.

YEAR	ABSOLUTE RATING	GROWTH RATING	PALMETTO GOLD AND SILVER AWARD		AYP STATUS	NCLB IMPROVEMENT STATUS
			General Performance	Closing the Gap		
2009	Below Average	At-Risk	TBD	TBD	Not Met	N/A
2008	N/A	N/A	N/A	N/A	N/A	N/A
2007	N/A	N/A	N/A	N/A	N/A	N/A

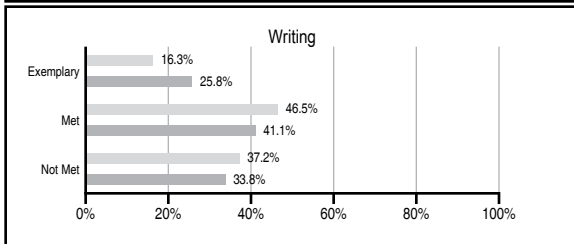
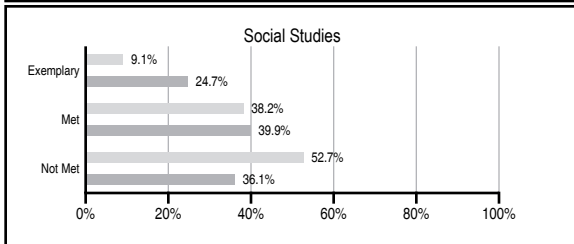
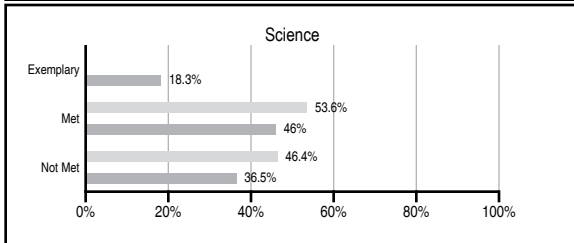
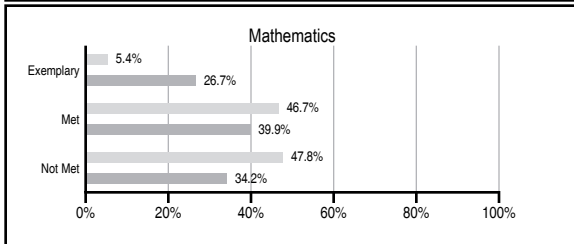
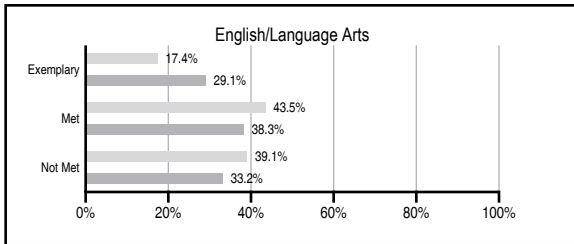
## ABSOLUTE RATINGS OF MIDDLE SCHOOLS WITH STUDENTS LIKE OURS\*

EXCELLENT	GOOD	AVERAGE	BELOW AVERAGE	AT-RISK
0	0	0	0	0

\* Ratings are calculated with data available by 06/01/2010. Schools with Students Like Ours are Middle Schools with Poverty Indices of no more than 5% above or below the index for this school.

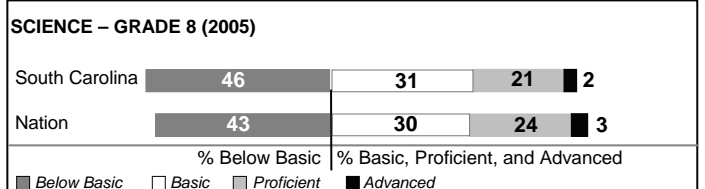

## PASS PERFORMANCE

Our School Middle Schools with Students Like Ours Middle schools statewide



## NAEP PERFORMANCE\*

\* Performance reported for SC and nation, data not available at school level. Percentages at NAEP Achievement Levels.



## END OF COURSE TESTS - 2009

% of students scoring 70 or above on:	Our Middle School	Middle Schools with Students Like Ours
Algebra 1/Math for the Technologies 2	85.7	N/A
English 1	100.0	N/A
Physical Science	N/A	N/A
US History and the Constitution	N/A	N/A
All Subjects	92.9	N/A

## SC PERFORMANCE GOAL

**2010 Goal:**  
 By 2010, SC's student achievement will be ranked in the top half of the states nationally. To achieve this goal, we must become one of the fastest improving systems in the country.

**2020 Vision:**  
 By 2020 all students will graduate with the knowledge and skills necessary to compete successfully in the global economy, participate in a democratic society and contribute positively as members of families and communities.

### Abbreviations Key

N/A Not Applicable N/AV Not Available N/C Not Collected N/R Not Reported I/S Insufficient Sample TBD To be determined  
 NI Newly Identified CSI Continuing School Improvement CA Corrective Action RP Plan to Restructure R Restructure DELAY School Improvement Status HOLD School Improvement Status

# Calhoun Falls Charter [SC Public Charter District]

## SCHOOL PROFILE

	Our School	Change from Last Year	Middle Schools with Students Like Ours	Median Middle School
<b>Students (n=229)</b>				
Students enrolled in high school credit courses (grades 7 & 8)	10.9%	N/R	N/A	21.6%
Retention rate	2.3%	N/A	N/A	1.2%
Attendance rate	96.8%	N/A	N/A	95.9%
Eligible for gifted and talented	0.0%	N/A	N/A	14.8%
With disabilities other than speech	9.4%	N/A	N/A	12.6%
Older than usual for grade	6.6%	N/A	N/A	2.5%
Out-of-school suspensions or expulsions for violent and/or criminal offenses	1.3%	N/R	N/A	0.6%
Annual dropout rate	N/A	N/A	N/A	0.0%
<b>Teachers (n=11)</b>				
Teachers with advanced degrees	18.2%	N/A	N/A	56.9%
Continuing contract teachers	27.3%	N/A	N/A	72.7%
Teachers with emergency or provisional certificates	28.6%	N/A	N/A	5.3%
Teachers returning from previous year	N/A	N/A	N/A	82.9%
Teacher attendance rate	97.8%	N/R	N/A	95.2%
Average teacher salary*	\$36,363	I/S	N/A	\$46,599
Classes not taught by highly qualified teachers	34.1%	N/A	N/A	2.4%
Professional development days/teacher	8.7 days	N/R	N/A	10.8 days
<b>School</b>				
Principal's years at school	1.0	N/R	N/A	3.0
Student-teacher ratio in core subjects	19.5 to 1	N/R	N/A	20.1 to 1
Prime instructional time	93.6%	N/R	N/A	89.9%
Opportunities in the arts	Poor	N/R	N/A	Good
SACS accreditation	No	N/R	N/A	Yes
Parents attending conferences	39.2%	N/R	N/A	97.8%
Character development program	Below Average	N/R	N/A	Good
Dollars spent per pupil**	N/A	N/A	N/A	\$7,645
Percent of expenditures for instruction**	N/A	N/A	N/A	63.4%
Percent of expenditures for teacher salaries**	N/A	N/A	N/A	57.0%
% of AYP objectives met	40.0%		N/A	90.5%

\* Length of contract = 185+ days.

\*\* Prior year audited financial data available.

## EVALUATION RESULTS

	Teachers	Students*	Parents*
Number of surveys returned	11	27	19
Percent satisfied with learning environment	90.9%	65.4%	84.2%
Percent satisfied with social and physical environment	100.0%	80.8%	89.5%
Percent satisfied with school-home relations	90.9%	85.2%	94.7%

\*Only students at the highest middle school grade level at this school and their parents were included.

## REPORT OF PRINCIPAL AND SCHOOL IMPROVEMENT COUNCIL

In December of 2007, the Abbeville County Board of Education unanimously voted to close Calhoun Falls High School and absorb its students into four remaining schools. Calhoun Falls community members quickly formed a Steering Committee to officially apply for charter school status. Shortly thereafter, the Abbeville BOE voted to follow a precedent and release the school building to the town of Calhoun Falls. In early June, a charter was granted by the State Department of Education as part of the state's school choice initiative.

The first week of July 2008, the district released the building to the town of Calhoun Falls and hundreds of community volunteers ascended on the school to clean the empty building and refill it with over \$700,000 of donated equipment and furnishings. During this six-week period, newly hired administrators worked diligently to form a new team of faculty and staff and to reestablish an athletic program that would consist of eleven JV and Varsity teams.

On August 21, the real work began when 232 former students of CFHS entered the doors of CFCS. New opportunities awaited them. Sixth through eighth graders were introduced to the CFCS Middle School Academy, which offered single-gender classes in ELA and math. Juniors and seniors were met with dual enrollment opportunities at no cost to them. As a result, thirty-four students earned over 200 hours of transferable college credit and eighty-five percent of the senior class was motivated to attend a two- or four-year college/university.

Other opportunities such as an abstinence based/character education program, sponsored by Heritage Community Services, were offered to CFCS students. A new challenge was introduced to CFCS students, also. Each student was strongly encouraged to participate in ten hours of community service, giving back to a community that had given so much for them. By May of 2009, over 4,700 hours of service hours were recorded by CFCS students.

The family of Calhoun Falls Charter School refers to this new school as "A School of Excellence." High standards and expectations have been set for students, parents, and staff. At CFCS, we are proud of our accomplishments and excited about the future. Using data from our first year as a baseline for the years to come, we expect to become the "school of excellence" we all envision.

School Improvement Council Chair: Karen Ashley  
Principal: Deirdre B. McCullough

Comprehensive detail, including definitions of ratings, performance criteria, and explanations of status, is available on [www.ed.sc.gov](http://www.ed.sc.gov) and [www.eoc.sc.gov](http://www.eoc.sc.gov) as well as school and school district websites.

Printed versions are available from school districts upon request.

### Abbreviations Key

N/A Not Applicable N/AV Not Available N/C Not Collected N/R Not Reported I/S Insufficient Sample TBD To be determined

NI Newly Identified CSI Continuing School Improvement CA Corrective Action RP Plan to Restructure R Restructure DELAY School Improvement Status HOLD School Improvement Status