



SC Annual School Report Card Summary

Dutchman Creek Middle
 Rock Hill
 Grades: 6-8 Enrollment: 746
 Principal: Norris Williams
 Superintendent: Dr. Lynn P. Moody
 Board Chair: Bob Norwood

PERFORMANCE

Comprehensive detail, including definitions of ratings, performance criteria, and explanations of status, is available on www.ed.sc.gov and www.eoc.sc.gov as well as school and school district websites. Printed versions are available from school districts upon request.

YEAR	ABSOLUTE RATING	GROWTH RATING	PALMETTO GOLD AND SILVER AWARD		AYP STATUS	NCLB IMPROVEMENT STATUS
			General Performance	Closing the Gap		
2009	Average	Average	TBD	TBD	Not Met	N/A
2008	N/A	N/A	N/A	N/A	N/A	N/A
2007	N/A	N/A	N/A	N/A	N/A	N/A

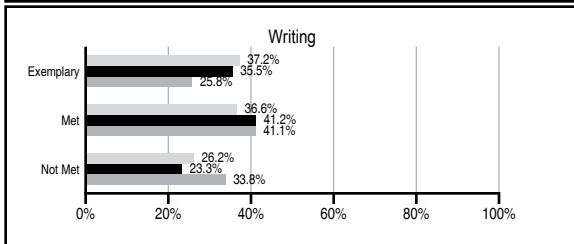
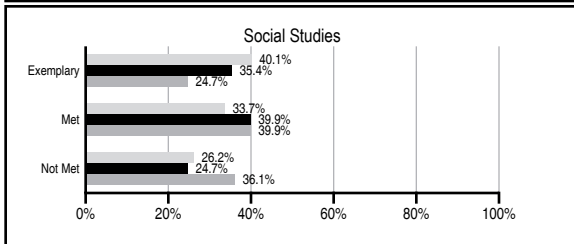
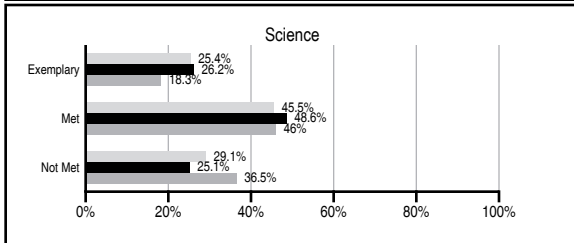
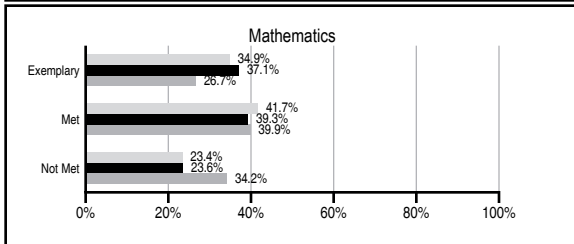
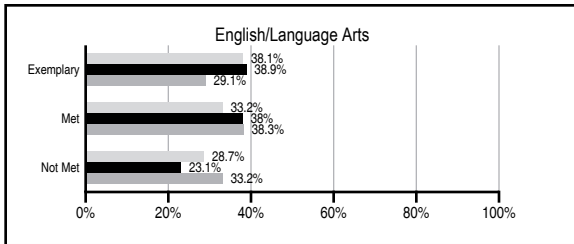
ABSOLUTE RATINGS OF MIDDLE SCHOOLS WITH STUDENTS LIKE OURS*

EXCELLENT	GOOD	AVERAGE	BELOW AVERAGE	AT-RISK
3	17	13	0	0

* Ratings are calculated with data available by 06/01/2010. Schools with Students Like Ours are Middle Schools with Poverty Indices of no more than 5% above or below the index for this school.

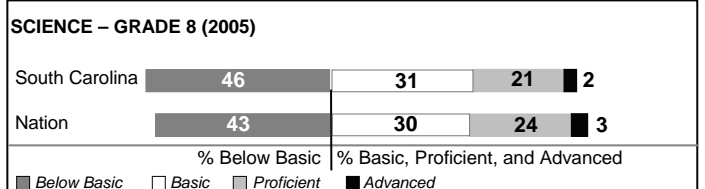

PASS PERFORMANCE

Our School
 Middle Schools with Students Like Ours
 Middle schools statewide



NAEP PERFORMANCE*

* Performance reported for SC and nation, data not available at school level. Percentages at NAEP Achievement Levels.



END OF COURSE TESTS - 2009

% of students scoring 70 or above on:	Our Middle School	Middle Schools with Students Like Ours
Algebra 1/Math for the Technologies 2	98.6	99.0
English 1	93.0	94.4
Physical Science	N/A	69.3
US History and the Constitution	N/A	100.0
All Subjects	96.1	98.3

SC PERFORMANCE GOAL

2010 Goal:
 By 2010, SC's student achievement will be ranked in the top half of the states nationally. To achieve this goal, we must become one of the fastest improving systems in the country.

2020 Vision:
 By 2020 all students will graduate with the knowledge and skills necessary to compete successfully in the global economy, participate in a democratic society and contribute positively as members of families and communities.

Abbreviations Key

N/A Not Applicable N/AV Not Available N/C Not Collected N/R Not Reported I/S Insufficient Sample TBD To be determined
 NI Newly Identified CSI Continuing School Improvement CA Corrective Action RP Plan to Restructure R Restructure DELAY School Improvement Status HOLD School Improvement Status

Dutchman Creek Middle [Rock Hill]

SCHOOL PROFILE

	Our School	Change from Last Year	Middle Schools with Students Like Ours	Median Middle School
Students (n=746)				
Students enrolled in high school credit courses (grades 7 & 8)	29.8%	N/R	26.2%	21.6%
Retention rate	0.4%	N/A	1.1%	1.2%
Attendance rate	96.6%	N/A	96.2%	95.9%
Eligible for gifted and talented	16.8%	N/A	23.0%	14.8%
With disabilities other than speech	17.2%	N/A	11.2%	12.6%
Older than usual for grade	1.2%	N/A	1.4%	2.5%
Out-of-school suspensions or expulsions for violent and/or criminal offenses	0.1%	N/R	0.4%	0.6%
Annual dropout rate	N/A	N/A	0.0%	0.0%
Teachers (n=51)				
Teachers with advanced degrees	60.8%	N/A	60.0%	56.9%
Continuing contract teachers	76.5%	N/A	77.6%	72.7%
Teachers with emergency or provisional certificates	0.0%	N/A	4.1%	5.3%
Teachers returning from previous year	N/A	N/A	85.7%	82.9%
Teacher attendance rate	96.1%	N/R	95.1%	95.2%
Average teacher salary*	\$48,051	I/S	\$48,472	\$46,599
Classes not taught by highly qualified teachers	9.3%	N/A	0.0%	2.4%
Professional development days/teacher	8.7 days	N/R	10.9 days	10.8 days
School				
Principal's years at school	1.0	N/R	3.0	3.0
Student-teacher ratio in core subjects	19.9 to 1	N/R	21.6 to 1	20.1 to 1
Prime instructional time	91.4%	N/R	90.3%	89.9%
Opportunities in the arts	Excellent	N/R	Excellent	Good
SACS accreditation	Yes	N/R	Yes	Yes
Parents attending conferences	99.3%	N/R	98.3%	97.8%
Character development program	Excellent	N/R	Good	Good
Dollars spent per pupil**	N/A	N/A	\$6,884	\$7,645
Percent of expenditures for instruction**	N/A	N/A	66.5%	63.4%
Percent of expenditures for teacher salaries**	N/A	N/A	59.4%	57.0%
% of AYP objectives met	90.5%		93.1%	90.5%

* Length of contract = 185+ days.

** Prior year audited financial data available.

EVALUATION RESULTS

	Teachers	Students*	Parents*
Number of surveys returned	22	156	70
Percent satisfied with learning environment	100.0%	84.6%	89.7%
Percent satisfied with social and physical environment	100.0%	90.8%	97.1%
Percent satisfied with school-home relations	100.0%	83.1%	92.8%

*Only students at the highest middle school grade level at this school and their parents were included.

REPORT OF PRINCIPAL AND SCHOOL IMPROVEMENT COUNCIL

This year marked the first in the history of Dutchman Creek Middle School. A great deal of preparation went into preparing for the inaugural year and it was well worth it!

We began to prepare for our first year by listening to the opinions and suggestions of more than 700 future students. They received opportunities to cast online ballots for the school colors and mascot. Students also joined various committees and were able to select almost every component of the school, ranging from locker colors to books in the media center.

On the first day of school, we welcomed more than 300 parents who joined their students as we participated in a national "First Day" celebration. Parents were able to accompany their children to school, meet their teachers, tour the facility and learn more about Dutchman Creek.

When we had the dedication ceremony for the school, more than 1,000 parents, students, faculty, and community supporters joined members of the student body as they presented their "I Am Dutchman Creek" speeches. We also received an opportunity to hear members of the orchestra and chorus perform for the first time. Our students did a phenomenal job!

Our students have had a remarkable year. In addition to their academic gains and accomplishments, various organizations and teams have celebrated "firsts" in the history of Dutchman Creek. We had more than 300 students to be the first to receive Gator Cards in honor of receiving academic excellence as Principal Scholars or making the A-B Honor Roll. 55 of our students qualified for the Duke Tip Scholars Program. We inducted more than 250 students into the first Junior Beta Club for DCMS. Many of the athletes were the first to complete various accomplishments as they competed against many of their friends from former schools. The cheerleaders and wrestling teams received the first trophies for the showcase area. The band, orchestra, and chorus celebrated their first concerts and performances. They also had a number of students who were selected for region and all-state honors.

The faculty and staff has worked diligently to provide quality instruction, listen to the voices of the students, respect their concerns, and engage them in meaningful educational experiences that will prepare them for a promising future. A major focus has been the level of "customer service" that is presented by all members of the Gator Family.

Our Parent Teacher Student Association (PTSA), School Improvement Council (SIC), and other parent volunteers have organized wonderful opportunities throughout the year. They worked together toward a common vision of excellence and helping to make Dutchman Creek a premier school of excellence.

Thank you for a remarkable year!

Norris Williams, Pricipal
Tony Williams, School Improvement Council Chair

Comprehensive detail, including definitions of ratings, performance criteria, and explanations of status, is available on www.ed.sc.gov and www.eoc.sc.gov as well as school and school district websites.

Printed versions are available from school districts upon request.

Abbreviations Key

N/A Not Applicable N/AV Not Available N/C Not Collected N/R Not Reported I/S Insufficient Sample TBD To be determined

NI Newly Identified CSI Continuing School Improvement CA Corrective Action RP Plan to Restructure R Restructure DELAY School Improvement Status HOLD School Improvement Status