



SC Annual School Report Card Summary

Clover Middle
Clover
Grades: 5-6 Enrollment: 451
Principal: Mark S. Hopkins
Superintendent: Dr. Marc Sosne
Board Chair: Franklin Pendleton

PERFORMANCE

Comprehensive detail, including definitions of ratings, performance criteria, and explanations of status, is available on www.ed.sc.gov and www.eoc.sc.gov as well as school and school district websites. Printed versions are available from school districts upon request.

YEAR	ABSOLUTE RATING	GROWTH RATING	PALMETTO GOLD AND SILVER AWARD		AYP STATUS	NCLB IMPROVEMENT STATUS
			General Performance	Closing the Gap		
2009	Average	Average	TBD	TBD	Met	N/A
2008	Average	At-Risk	N/A	N/A	Not Met	N/A
2007	Average	Below Average	N/A	N/A	Not Met	N/A

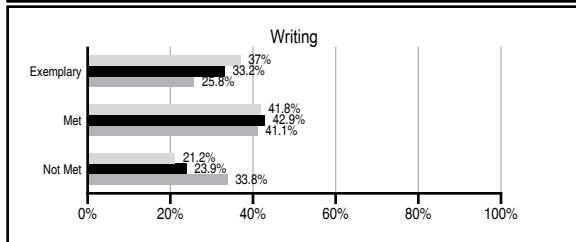
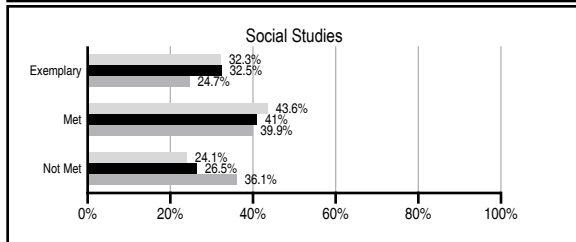
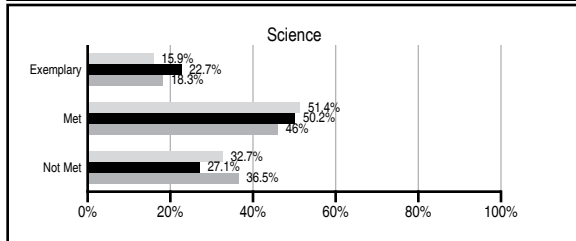
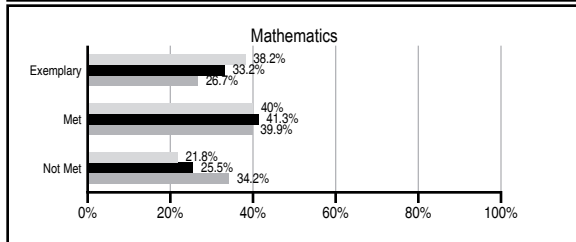
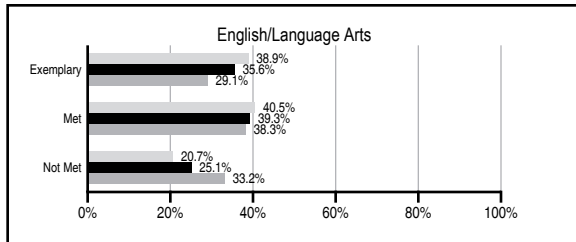
ABSOLUTE RATINGS OF MIDDLE SCHOOLS WITH STUDENTS LIKE OURS*

EXCELLENT	GOOD	AVERAGE	BELOW AVERAGE	AT-RISK
2	12	23	0	0

* Ratings are calculated with data available by 06/01/2010. Schools with Students Like Ours are Middle Schools with Poverty Indices of no more than 5% above or below the index for this school.

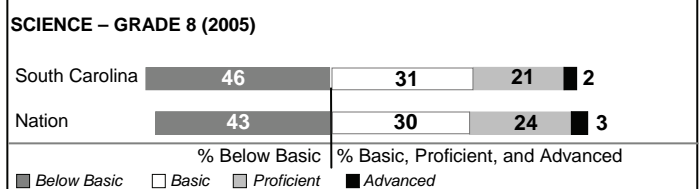


PASS PERFORMANCE

Our School
 Middle Schools with Students Like Ours
 Middle schools statewide



NAEP PERFORMANCE*

* Performance reported for SC and nation, data not available at school level. Percentages at NAEP Achievement Levels.



END OF COURSE TESTS - 2009

% of students scoring 70 or above on:	Our Middle School	Middle Schools with Students Like Ours
Algebra 1/Math for the Technologies 2	N/A	98.4
English 1	N/A	94.7
Physical Science	N/A	66.7
US History and the Constitution	N/A	N/A
All Subjects	N/A	98.0

SC PERFORMANCE GOAL

2010 Goal:
By 2010, SC's student achievement will be ranked in the top half of the states nationally. To achieve this goal, we must become one of the fastest improving systems in the country.

2020 Vision:
By 2020 all students will graduate with the knowledge and skills necessary to compete successfully in the global economy, participate in a democratic society and contribute positively as members of families and communities.

Abbreviations Key

N/A Not Applicable N/AV Not Available N/C Not Collected N/R Not Reported I/S Insufficient Sample TBD To be determined
 NI Newly Identified CSI Continuing School Improvement CA Corrective Action RP Plan to Restructure R Restructure DELAY School Improvement Status HOLD School Improvement Status

Clover Middle [Clover]

SCHOOL PROFILE

	Our School	Change from Last Year	Middle Schools with Students Like Ours	Median Middle School
Students (n=451)				
Students enrolled in high school credit courses (grades 7 & 8)	N/R	N/R	22.6%	21.6%
Retention rate	0.2%	Up from 0.0%	1.0%	1.2%
Attendance rate	96.1%	Up from 95.7%	96.1%	95.9%
Eligible for gifted and talented	26.5%	Up from 21.7%	19.5%	14.8%
With disabilities other than speech	7.7%	Down from 10.5%	11.3%	12.6%
Older than usual for grade	0.2%	Down from 0.4%	1.6%	2.5%
Out-of-school suspensions or expulsions for violent and/or criminal offenses	0.2%	Down from 0.4%	0.4%	0.6%
Annual dropout rate	N/A	N/A	0.0%	0.0%
Teachers (n=35)				
Teachers with advanced degrees	57.1%	Down from 58.3%	60.0%	56.9%
Continuing contract teachers	77.1%	Down from 80.6%	76.5%	72.7%
Teachers with emergency or provisional certificates	0.0%	No Change	4.5%	5.3%
Teachers returning from previous year	86.1%	Down from 90.0%	85.6%	82.9%
Teacher attendance rate	94.2%	Up from 91.1%	95.3%	95.2%
Average teacher salary*	\$51,782	Up 5.6%	\$47,028	\$46,599
Classes not taught by highly qualified teachers	0.0%	No Change	0.6%	2.4%
Professional development days/teacher	26.8 days	Up from 12.7 days	10.6 days	10.8 days
School				
Principal's years at school	2.0	Up from 1.0	3.0	3.0
Student-teacher ratio in core subjects	20.4 to 1	Up from 20.3 to 1	21.7 to 1	20.1 to 1
Prime instructional time	87.8%	Up from 84.3%	90.1%	89.9%
Opportunities in the arts	Good	No Change	Good	Good
SACS accreditation	No	No Change	Yes	Yes
Parents attending conferences	100.0%	Up from 97.2%	99.3%	97.8%
Character development program	Excellent	No Change	Good	Good
Dollars spent per pupil**	\$9,573	Down 21.6%	\$6,851	\$7,645
Percent of expenditures for instruction**	59.7%	Up from 42.6%	64.1%	63.4%
Percent of expenditures for teacher salaries**	57.5%	Up from 40.3%	57.1%	57.0%
% of AYP objectives met	100.0%	Up from 81.0%	91.3%	90.5%

* Length of contract = 185+ days.

** Prior year audited financial data available.

EVALUATION RESULTS

	Teachers	Students*	Parents*
Number of surveys returned	31	207	157
Percent satisfied with learning environment	96.8%	80.8%	86.9%
Percent satisfied with social and physical environment	100.0%	82.5%	85.7%
Percent satisfied with school-home relations	90.3%	85.8%	82.6%

*Only students at the highest middle school grade level at this school and their parents were included.

Comprehensive detail, including definitions of ratings, performance criteria, and explanations of status, is available on www.ed.sc.gov and www.eoc.sc.gov as well as school and school district websites.

Printed versions are available from school districts upon request.

REPORT OF PRINCIPAL AND SCHOOL IMPROVEMENT COUNCIL

"Life is a Journey.....Enjoy the Ride" proved to be an appropriate theme for our successful year. In order to make sufficient gains and master skills, CMS implemented school-wide flexible grouping, also known as Eagle Enrichment, for thirty minutes three days a week. Students participated in both math and language arts skills using Descartes. MAP scores were used to ensure instruction was based on individual needs. The use of manipulatives and technology was emphasized to engage students during Eagle Enrichment.

Additionally, the staff participated in a book study focusing on differentiation in order to implement effective strategies in the regular education classroom. Academic teachers are teamed to teach the core subject areas. Students are scheduled into academic blocks with at least one daily activity period. Activity classes include music, band, art, guidance, chorus, health, computer, and physical education. The interactive use of the Promethean boards continues to be encouraged in each classroom. Ongoing professional development continues to focus on technology integration and how to maximize instructional time in the classroom.

The academic program is designed to provide each child with multiple opportunities for success. Our efforts include Early Eagles, Academic Assistance, and Academic Contracts. Led by our guidance department, character education and career development is regularly highlighted.

Our goal is to encourage students to discover their full potential through a variety of additional extracurricular opportunities, including Writing is Fun, Mighty Math, DEAR, Student Council, and CMS Eaglebotics. Also, all students are involved in a club each Friday afternoon based on student interests. An effective monthly incentive for positive behavior is Lunch Out. Many CMS students participated in the annual Black History Play in February. Students' talents were highlighted in the areas of public speaking, theater arts, and drama.

Clover Middle School believes in recognizing students for their achievements. Students were recognized in the school Geography bee, Spelling bee, and the district art show. Proudly, we also applaud a CMS student for winning the district Lieutenant Governor's Writing Award. Each quarter, students are recognized for their academic success at a High Achievers' Breakfast. Also, teachers recognize Soaring Eagles for those students that "soar" in the classroom.

Parent outreach is critical to the success of our school. Events such as Parent-Teacher Organization, School Improvement Council, and monthly skate nights encourage parental involvement. The Spring Extravaganza's hallway displays and musical performances illustrate the multiple talents of our students. CMS is confident that students are highly prepared for the next "journey" in their academic career.

Respectfully submitted,

Kathryne S. Weathers, Principal

Dennis Wilson, SIC Chairperson

Abbreviations Key

N/A Not Applicable N/AV Not Available N/C Not Collected N/R Not Reported I/S Insufficient Sample TBD To be determined

NI Newly Identified CSI Continuing School Improvement CA Corrective Action RP Plan to Restructure R Restructure DELAY School Improvement Status HOLD School Improvement Status