



# SC Annual School Report Card Summary

**Furman Middle**  
**Sumter 2**  
**Grades: 6-8**      **Enrollment: 905**  
**Principal: John Feeny**  
**Superintendent: Dr. J. Frank Baker**  
**Board Chair: Mr. Larry Addison**

## PERFORMANCE

Comprehensive detail, including definitions of ratings, performance criteria, and explanations of status, is available on [www.ed.sc.gov](http://www.ed.sc.gov) and [www.eoc.sc.gov](http://www.eoc.sc.gov) as well as school and school district websites. Printed versions are available from school districts upon request.

YEAR	ABSOLUTE RATING	GROWTH RATING	PALMETTO GOLD AND SILVER AWARD		AYP STATUS	NCLB IMPROVEMENT STATUS
			General Performance	Closing the Gap		
2009	Below Average	Average	TBD	TBD	Not Met	N/A
2008	At-Risk	At-Risk	N/A	N/A	Not Met	N/A
2007	Below Average	At-Risk	N/A	N/A	Not Met	N/A

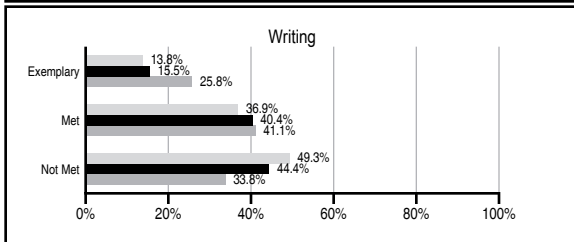
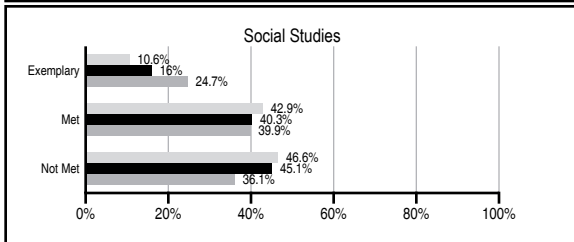
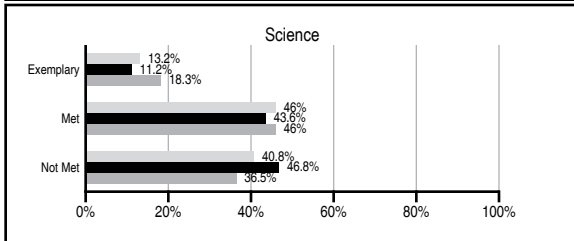
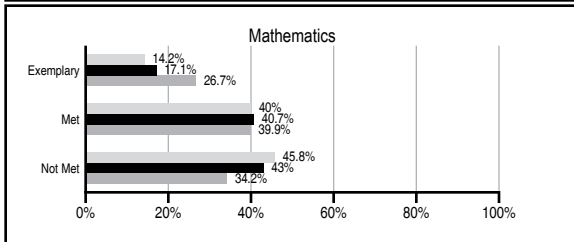
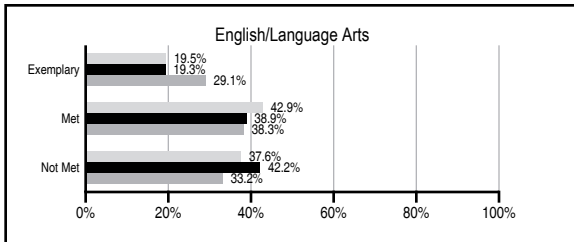
## ABSOLUTE RATINGS OF MIDDLE SCHOOLS WITH STUDENTS LIKE OURS\*

EXCELLENT	GOOD	AVERAGE	BELOW AVERAGE	AT-RISK
0	0	19	23	6

\* Ratings are calculated with data available by 06/01/2010. Schools with Students Like Ours are Middle Schools with Poverty Indices of no more than 5% above or below the index for this school.

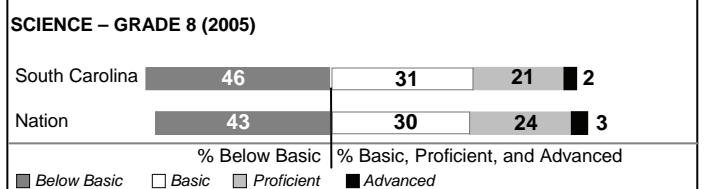

## PASS PERFORMANCE

Our School     
  Middle Schools with Students Like Ours     
  Middle schools statewide



## NAEP PERFORMANCE\*

\* Performance reported for SC and nation, data not available at school level. Percentages at NAEP Achievement Levels.



## END OF COURSE TESTS - 2009

% of students scoring 70 or above on:	Our Middle School	Middle Schools with Students Like Ours
Algebra 1/Math for the Technologies 2	100.0	90.7
English 1	94.9	88.3
Physical Science	N/A	76.5
US History and the Constitution	N/A	N/A
All Subjects	97.5	89.9

## SC PERFORMANCE GOAL

**2010 Goal:**  
*By 2010, SC's student achievement will be ranked in the top half of the states nationally. To achieve this goal, we must become one of the fastest improving systems in the country.*

**2020 Vision:**  
*By 2020 all students will graduate with the knowledge and skills necessary to compete successfully in the global economy, participate in a democratic society and contribute positively as members of families and communities.*

### Abbreviations Key

N/A Not Applicable N/AV Not Available N/C Not Collected N/R Not Reported I/S Insufficient Sample TBD To be determined  
 NI Newly Identified CSI Continuing School Improvement CA Corrective Action RP Plan to Restructure R Restructure DELAY School Improvement Status HOLD School Improvement Status

# Furman Middle [Sumter 2]

## SCHOOL PROFILE

	Our School	Change from Last Year	Middle Schools with Students Like Ours	Median Middle School
<b>Students (n=905)</b>				
Students enrolled in high school credit courses (grades 7 & 8)	48.9%	Up from 7.8%	15.0%	21.6%
Retention rate	1.1%	Down from 1.2%	2.0%	1.2%
Attendance rate	95.0%	Down from 95.1%	95.4%	95.9%
Eligible for gifted and talented	11.8%	Down from 14.4%	9.2%	14.8%
With disabilities other than speech	13.5%	Up from 13.3%	14.3%	12.6%
Older than usual for grade	4.2%	Down from 5.6%	4.3%	2.5%
Out-of-school suspensions or expulsions for violent and/or criminal offenses	0.6%	Down from 0.8%	0.8%	0.6%
Annual dropout rate	0.0%	No Change	0.0%	0.0%
<b>Teachers (n=54)</b>				
Teachers with advanced degrees	50.0%	Down from 54.0%	57.0%	56.9%
Continuing contract teachers	61.1%	Up from 48.0%	65.5%	72.7%
Teachers with emergency or provisional certificates	16.7%	Down from 22.2%	10.0%	5.3%
Teachers returning from previous year	75.7%	Up from 70.9%	79.8%	82.9%
Teacher attendance rate	95.2%	Up from 94.1%	95.0%	95.2%
Average teacher salary*	\$44,505	Up 3.9%	\$46,470	\$46,599
Classes not taught by highly qualified teachers	11.0%	Down from 16.5%	4.5%	2.4%
Professional development days/teacher	6.2 days	Down from 9.2 days	11.3 days	10.8 days
<b>School</b>				
Principal's years at school	2.0	Up from 1.0	3.0	3.0
Student-teacher ratio in core subjects	27.5 to 1	Down from 30.1 to 1	18.6 to 1	20.1 to 1
Prime instructional time	89.3%	Up from 87.3%	89.3%	89.9%
Opportunities in the arts	Good	No Change	Good	Good
SACS accreditation	Yes	No Change	Yes	Yes
Parents attending conferences	52.4%	Down from 55.0%	97.1%	97.8%
Character development program	Excellent	No Change	Good	Good
Dollars spent per pupil**	\$5,889	Up 1.9%	\$8,860	\$7,645
Percent of expenditures for instruction**	60.2%	Down from 61.1%	62.7%	63.4%
Percent of expenditures for teacher salaries**	42.4%	Down from 54.3%	55.2%	57.0%
% of AYP objectives met	90.5%	Up from 52.4%	90.5%	90.5%

\* Length of contract = 185+ days.

\*\* Prior year audited financial data available.

## REPORT OF PRINCIPAL AND SCHOOL IMPROVEMENT COUNCIL

Furman Middle School is dedicated to achieving our mission, which is to provide challenging opportunities for all students to achieve academically and to become productive citizens within their communities. To fulfill this mission, the administration and staff are continuously working to improve instruction and create an environment that is caring and supportive. Our goal is to provide meaningful opportunities for students that meet the unique needs of middle school students so that they can reach their full potential. With the addition of a literacy coach and the school leadership literacy team, a strong emphasis on literacy has been a focus for the year. This collaborative focus will improve instruction, therefore benefiting students as they strengthen their reading skills, which in turn will help improve academic skills in all content areas.

In an effort to prepare students for the 21st Century, Furman Middle School is embracing technology as an instructional tool. Two new academic labs have been started to enhance student performance in language arts and mathematics, and a third academic lab will be in place for the 2009-2010 school year. We are also expanding the use of technology in the classroom with our plans to place a Promethean board in each core area classroom. As a result of these efforts, students have become more engaged in learning through the use of technology.

In addition to academics, athletics and extracurricular activities are provided to enhance learning opportunities. The school is also providing daily character education training and opportunities for service learning as we teach students to look for ways that they can be involved in helping their community become a better place.

Furman continues to make progress in all areas to provide the best educational opportunities for the students.

John Feeney, Principal  
Vickie Saunders, School Improvement Council Chair

## EVALUATION RESULTS

	Teachers	Students*	Parents*
Number of surveys returned	53	181	77
Percent satisfied with learning environment	79.2%	59.0%	65.3%
Percent satisfied with social and physical environment	86.8%	60.6%	60.5%
Percent satisfied with school-home relations	58.5%	73.1%	67.5%

\*Only students at the highest middle school grade level at this school and their parents were included.

Comprehensive detail, including definitions of ratings, performance criteria, and explanations of status, is available on [www.ed.sc.gov](http://www.ed.sc.gov) and [www.eoc.sc.gov](http://www.eoc.sc.gov) as well as school and school district websites.

Printed versions are available from school districts upon request.

### Abbreviations Key

N/A Not Applicable N/AV Not Available N/C Not Collected N/R Not Reported I/S Insufficient Sample TBD To be determined

NI Newly Identified CSI Continuing School Improvement CA Corrective Action RP Plan to Restructure R Restructure DELAY School Improvement Status HOLD School Improvement Status