



SC Annual School Report Card Summary

Ebenezer Middle
Sumter 2
Grades: 6-8 Enrollment: 426
Principal: Marlene De Wit
Superintendent: Dr. J. Frank Baker
Board Chair: Mr. Larry Addison

PERFORMANCE

Comprehensive detail, including definitions of ratings, performance criteria, and explanations of status, is available on www.ed.sc.gov and www.eoc.sc.gov as well as school and school district websites. Printed versions are available from school districts upon request.

YEAR	ABSOLUTE RATING	GROWTH RATING	PALMETTO GOLD AND SILVER AWARD		AYP STATUS	NCLB IMPROVEMENT STATUS
			General Performance	Closing the Gap		
2009	Average	Average	TBD	TBD	Not Met	N/A
2008	Below Average	Average	Silver	N/A	Not Met	N/A
2007	Below Average	At-Risk	N/A	N/A	Not Met	N/A

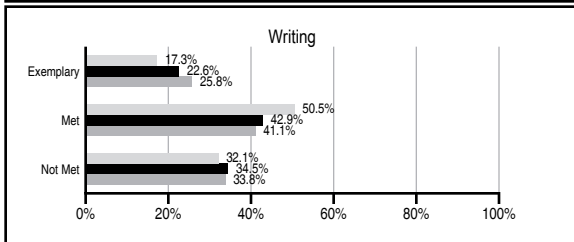
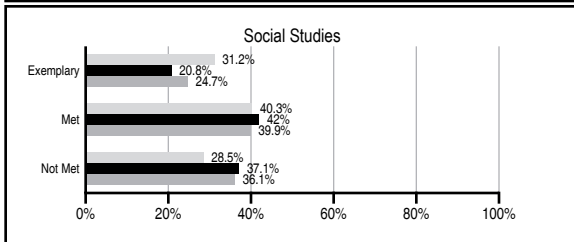
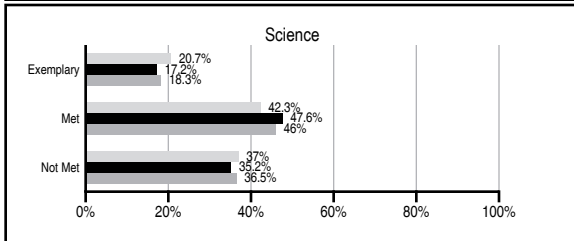
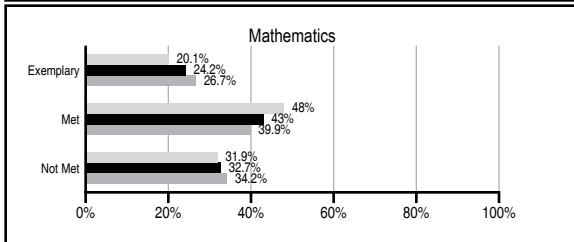
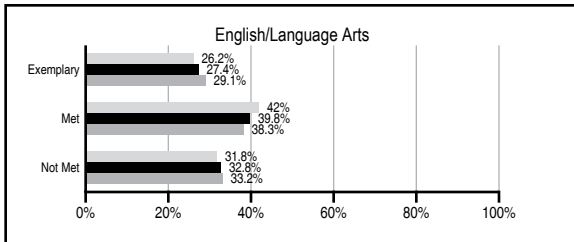
ABSOLUTE RATINGS OF MIDDLE SCHOOLS WITH STUDENTS LIKE OURS*

EXCELLENT	GOOD	AVERAGE	BELOW AVERAGE	AT-RISK
0	2	36	4	0

* Ratings are calculated with data available by 06/01/2010. Schools with Students Like Ours are Middle Schools with Poverty Indices of no more than 5% above or below the index for this school.

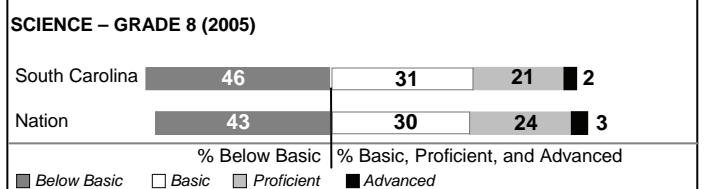

PASS PERFORMANCE

Our School Middle Schools with Students Like Ours Middle schools statewide



NAEP PERFORMANCE*

* Performance reported for SC and nation, data not available at school level. Percentages at NAEP Achievement Levels.



END OF COURSE TESTS - 2009

% of students scoring 70 or above on:	Our Middle School	Middle Schools with Students Like Ours
Algebra 1/Math for the Technologies 2	100.0	96.7
English 1	97.5	95.4
Physical Science	N/A	96.4
US History and the Constitution	N/A	N/A
All Subjects	98.6	96.4

SC PERFORMANCE GOAL

2010 Goal:
By 2010, SC's student achievement will be ranked in the top half of the states nationally. To achieve this goal, we must become one of the fastest improving systems in the country.

2020 Vision:
By 2020 all students will graduate with the knowledge and skills necessary to compete successfully in the global economy, participate in a democratic society and contribute positively as members of families and communities.

Abbreviations Key

N/A Not Applicable N/AV Not Available N/C Not Collected N/R Not Reported I/S Insufficient Sample TBD To be determined
 NI Newly Identified CSI Continuing School Improvement CA Corrective Action RP Plan to Restructure R Restructure DELAY School Improvement Status HOLD School Improvement Status

Ebenezer Middle [Sumter 2]

SCHOOL PROFILE

	Our School	Change from Last Year	Middle Schools with Students Like Ours	Median Middle School
Students (n=426)				
Students enrolled in high school credit courses (grades 7 & 8)	13.9%	Up from 6.9%	17.4%	21.6%
Retention rate	2.0%	Down from 2.7%	1.3%	1.2%
Attendance rate	95.7%	Up from 95.6%	95.6%	95.9%
Eligible for gifted and talented	17.8%	Up from 13.5%	14.5%	14.8%
With disabilities other than speech	12.8%	Down from 13.3%	13.6%	12.6%
Older than usual for grade	5.6%	Down from 7.4%	3.0%	2.5%
Out-of-school suspensions or expulsions for violent and/or criminal offenses	0.5%	No Change	0.7%	0.6%
Annual dropout rate	0.0%	No Change	0.0%	0.0%
Teachers (n=30)				
Teachers with advanced degrees	40.0%	Down from 53.6%	55.3%	56.9%
Continuing contract teachers	46.7%	Up from 35.7%	73.9%	72.7%
Teachers with emergency or provisional certificates	21.7%	Up from 19.0%	4.3%	5.3%
Teachers returning from previous year	71.0%	Down from 72.9%	81.6%	82.9%
Teacher attendance rate	95.2%	Down from 95.8%	95.3%	95.2%
Average teacher salary*	\$42,347	Up 4.3%	\$45,974	\$46,599
Classes not taught by highly qualified teachers	17.6%	Up from 7.1%	1.7%	2.4%
Professional development days/teacher	10.8 days	Up from 9.3 days	9.9 days	10.8 days
School				
Principal's years at school	7.0	Up from 6.0	4.0	3.0
Student-teacher ratio in core subjects	20.1 to 1	Up from 19.7 to 1	20.1 to 1	20.1 to 1
Prime instructional time	89.4%	Down from 90.1%	89.8%	89.9%
Opportunities in the arts	Fair	Down from Good	Good	Good
SACS accreditation	Yes	No Change	Yes	Yes
Parents attending conferences	90.9%	Up from 86.2%	98.4%	97.8%
Character development program	Good	No Change	Good	Good
Dollars spent per pupil**	\$7,022	Up 15.6%	\$7,639	\$7,645
Percent of expenditures for instruction**	57.7%	Down from 59.4%	64.2%	63.4%
Percent of expenditures for teacher salaries**	42.3%	Down from 54.4%	58.5%	57.0%
% of AYP objectives met	90.5%	Up from 81.0%	90.5%	90.5%

* Length of contract = 185+ days.

** Prior year audited financial data available.

EVALUATION RESULTS

	Teachers	Students*	Parents*
Number of surveys returned	34	129	38
Percent satisfied with learning environment	87.9%	59.8%	83.8%
Percent satisfied with social and physical environment	94.1%	70.4%	71.1%
Percent satisfied with school-home relations	70.6%	82.4%	69.4%

*Only students at the highest middle school grade level at this school and their parents were included.

Comprehensive detail, including definitions of ratings, performance criteria, and explanations of status, is available on www.ed.sc.gov and www.eoc.sc.gov as well as school and school district websites.

Printed versions are available from school districts upon request.

REPORT OF PRINCIPAL AND SCHOOL IMPROVEMENT COUNCIL

The mission of Ebenezer Middle School is to provide a quality education for all students in a safe and orderly environment. During the 2008-2009 school year, our dedicated teachers and staff worked diligently to ensure that our mission was accomplished. EMS was accredited by the Southern Association of Colleges and Schools (SACS). We received the Palmetto Silver Award in recognition of the significant gains on PACT. Ebenezer is the home of the 2008-2009 Sumter School District 2 Teacher of the Year.

We are proud of our students and their accomplishments. One of our eighth grade students won the Sumter VFW Post 3034 Patriot's Pen Youth Essay Contest. Ebenezer's school winner of the State Superintendent's Writing Awards Program was selected as the district winner. Another eighth grade student participated in the 2009 S.C. Young Writers' Conference in Columbia. Twenty-three students were named USC-Sumter Junior Scholars, three students were named South Carolina Junior Scholars, and 22 students were inducted into the National Junior Honor Society. The Sumter Chamber of Commerce honored 12 students for outstanding citizenship. The boys' basketball team won the Palmetto Athletic Conference Tournament Championship for 2008-2009. Additional student successes have been recognized and celebrated throughout the year with a variety of activities.

As we continue to meet the challenges of improving student achievement, teachers and administrators recognize the need to stress active learning, academic rigor, and high expectations. In addition to PACT data, analysis of MAP and Unit Tests throughout the year helps strengthen and improve instruction. Single-gender classes were implemented this year for our sixth and seventh grade students. The use of technology is important to insure classroom resources are up-to-date and relevant. Computers, LCD projectors, and Promethean boards are available, and district as well as in-house training is provided for teachers to stay current and to plan cross curricular activities. For students who needed additional assistance in reading and math, extra lab time was scheduled using the Study Island computer program.

Beyond the classroom, students have had an impact on the community. The Student Council has an active recycling program. The Book Chatters Club participated in the National Read Across America Day and read Dr. Seuss books to young children at a local Chick-fil-A restaurant during the evening. The goal for Relay for Life was surpassed, and funds were also raised for St. Jude Children's Hospital and the March of Dimes. During the holidays, we participated in "Shower Shaw with Cookies" to show support for the men and women stationed at Shaw Air Force Base.

Our primary goal for the 2009-2010 school year will be a continued focus on reading in the content areas. These skills will help our students throughout their lifetime, and our school motto "Learning to Be Tomorrow's Leaders," will have real meaning for each of us.

Marlene De Wit, Principal
Tami Ballinger, School Improvement Council Chair

Abbreviations Key

N/A Not Applicable N/AV Not Available N/C Not Collected N/R Not Reported I/S Insufficient Sample TBD To be determined

NI Newly Identified CSI Continuing School Improvement CA Corrective Action RP Plan to Restructure R Restructure DELAY School Improvement Status HOLD School Improvement Status