



# SC Annual School Report Card Summary

Dutch Fork Middle  
Lexington/Richland 5  
Grades: 7-8 Enrollment: 1,040  
Principal: Roderic F. Taylor  
Superintendent: Dr. Herbert M. Berg  
Board Chair: Robert Gantt

## PERFORMANCE

Comprehensive detail, including definitions of ratings, performance criteria, and explanations of status, is available on [www.ed.sc.gov](http://www.ed.sc.gov) and [www.eoc.sc.gov](http://www.eoc.sc.gov) as well as school and school district websites. Printed versions are available from school districts upon request.

YEAR	ABSOLUTE RATING	GROWTH RATING	PALMETTO GOLD AND SILVER AWARD		AYP STATUS	NCLB IMPROVEMENT STATUS
			General Performance	Closing the Gap		
2009	Excellent	Average	TBD	TBD	Not Met	N/A
2008	Good	At-Risk	N/A	N/A	Not Met	N/A
2007	Good	At-Risk	N/A	N/A	Not Met	N/A

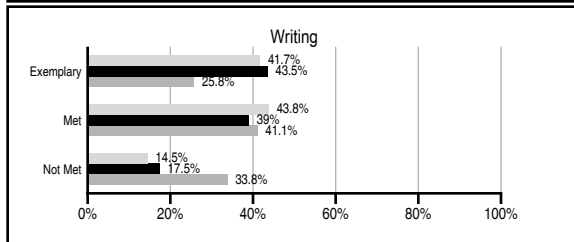
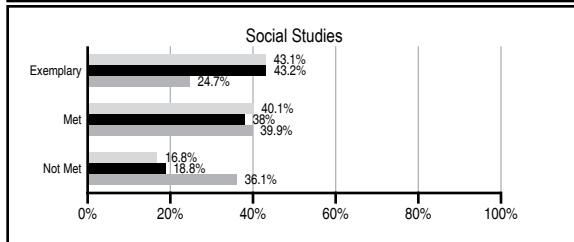
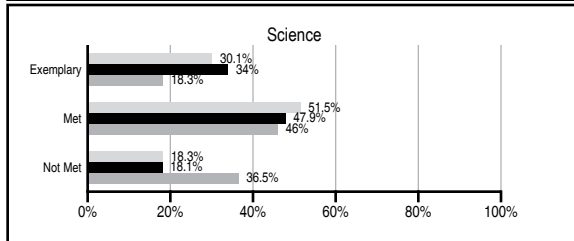
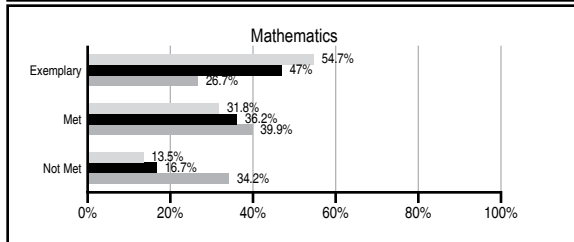
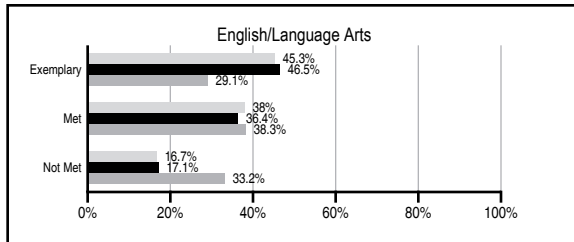
## ABSOLUTE RATINGS OF MIDDLE SCHOOLS WITH STUDENTS LIKE OURS\*

EXCELLENT	GOOD	AVERAGE	BELOW AVERAGE	AT-RISK
5	1	1	0	0

\* Ratings are calculated with data available by 06/01/2010. Schools with Students Like Ours are Middle Schools with Poverty Indices of no more than 5% above or below the index for this school.



## PASS PERFORMANCE

Our School
  Middle Schools with Students Like Ours
  Middle schools statewide



## NAEP PERFORMANCE\*

\* Performance reported for SC and nation, data not available at school level. Percentages at NAEP Achievement Levels.



## END OF COURSE TESTS - 2009

% of students scoring 70 or above on:	Our Middle School	Middle Schools with Students Like Ours
Algebra 1/Math for the Technologies 2	100.0	99.7
English 1	0.0	82.8
Physical Science	0.0	0.0
US History and the Constitution	N/A	N/A
All Subjects	99.0	99.3

## SC PERFORMANCE GOAL

### 2010 Goal:

By 2010, SC's student achievement will be ranked in the top half of the states nationally. To achieve this goal, we must become one of the fastest improving systems in the country.

### 2020 Vision:

By 2020 all students will graduate with the knowledge and skills necessary to compete successfully in the global economy, participate in a democratic society and contribute positively as members of families and communities.

### Abbreviations Key

N/A Not Applicable N/AV Not Available N/C Not Collected N/R Not Reported I/S Insufficient Sample TBD To be determined

NI Newly Identified CSI Continuing School Improvement CA Corrective Action RP Plan to Restructure R Restructure DELAY School Improvement Status HOLD School Improvement Status

# Dutch Fork Middle [Lexington/Richland 5]

## SCHOOL PROFILE

	Our School	Change from Last Year	Middle Schools with Students Like Ours	Median Middle School
<b>Students (n=1,040)</b>				
Students enrolled in high school credit courses (grades 7 & 8)	82.1%	Down from 95.9%	32.9%	21.6%
Retention rate	0.5%	Down from 0.7%	0.5%	1.2%
Attendance rate	96.7%	Down from 97.0%	96.8%	95.9%
Eligible for gifted and talented	38.4%	Up from 36.0%	26.9%	14.8%
With disabilities other than speech	7.3%	Down from 7.5%	7.9%	12.6%
Older than usual for grade	0.9%	Down from 1.3%	0.8%	2.5%
Out-of-school suspensions or expulsions for violent and/or criminal offenses	0.6%	Down from 0.7%	0.6%	0.6%
Annual dropout rate	0.0%	No Change	0.0%	0.0%
<b>Teachers (n=73)</b>				
Teachers with advanced degrees	60.3%	Up from 50.0%	60.3%	56.9%
Continuing contract teachers	74.0%	Down from 75.0%	82.7%	72.7%
Teachers with emergency or provisional certificates	6.3%	Down from 8.1%	4.0%	5.3%
Teachers returning from previous year	81.6%	Up from 78.6%	85.2%	82.9%
Teacher attendance rate	94.4%	Up from 93.3%	94.4%	95.2%
Average teacher salary*	\$50,611	Up 6.6%	\$49,777	\$46,599
Classes not taught by highly qualified teachers	8.8%	Up from 2.7%	0.4%	2.4%
Professional development days/teacher	11.7 days	Down from 12.7 days	11.7 days	10.8 days
<b>School</b>				
Principal's years at school	4.0	Up from 3.0	4.0	3.0
Student-teacher ratio in core subjects	19.4 to 1	Down from 20.3 to 1	21.3 to 1	20.1 to 1
Prime instructional time	90.0%	Up from 89.0%	90.4%	89.9%
Opportunities in the arts	Excellent	No Change	Excellent	Good
SACS accreditation	Yes	No Change	Yes	Yes
Parents attending conferences	97.2%	Down from 99.9%	98.6%	97.8%
Character development program	Excellent	No Change	Excellent	Good
Dollars spent per pupil**	\$7,921	Up 4.7%	\$6,708	\$7,645
Percent of expenditures for instruction**	61.8%	Up from 59.6%	64.1%	63.4%
Percent of expenditures for teacher salaries**	60.4%	Up from 58.0%	58.7%	57.0%
% of AYP objectives met	90.5%	Up from 85.7%	95.2%	90.5%

\* Length of contract = 185+ days.

\*\* Prior year audited financial data available.

## EVALUATION RESULTS

	Teachers	Students*	Parents*
Number of surveys returned	68	465	99
Percent satisfied with learning environment	91.2%	74.2%	92.9%
Percent satisfied with social and physical environment	94.1%	79.3%	87.6%
Percent satisfied with school-home relations	91.2%	82.5%	87.5%

\*Only students at the highest middle school grade level at this school and their parents were included.

## REPORT OF PRINCIPAL AND SCHOOL IMPROVEMENT COUNCIL

The mission of Dutch Fork Middle School, in partnership with our community, is to ensure that our students succeed through a rigorous academic program in a nurturing environment. During the 2008-2009 school year, students, faculty, and staff continued to showcase the academic, athletic, and overall excellence of Dutch Fork Middle.

An eighth grade student was the District 5 winner of the South Carolina Department of Education Essay Contest. A seventh grade student participated in the People to People World Leadership Forum, joining a select group of students in Washington, D.C., to study leadership. The Footprints staff received an Honor rating from the South Carolina Scholastic Press Association and an All-Southern rating from the Southern Interscholastic Press Association.

Student Council was awarded the Gold Honors Council distinction for the third time. In addition to this award, the DFMS Student Council received two Outstanding Project Awards, entitled "Black History Month--DFMS Style!" and "Dutch Fork Middle School supports Groundhog Job Shadowing Day!" The DFMS S.A.V.E program sponsored activities to promote diversity, understanding, and appreciation and sought to promote a safe school environment.

The cheerleading squad completed its competition season with four first place finishes. An eighth grade student started on the DFHS Varsity basketball team. A seventh grade student won the Region 5 4A Golf Tournament. An eighth grade student was on the DFHS state championship boys' golf team. An eighth grade student was a member of the DFHS state championship girls track team.

As part of our school wide literacy focus, DFMS started a mother and daughter book club. We also held Laps for Literacy, a 5K race used to raise funds to support our literacy program. DFMS also started a literacy initiative that requires students to read year round.

Gaining National Board Certification were Literacy Coach, Charla Greene, and eighth grade language arts teacher, Kristi Grooms. Amy Westbury, eighth grade math teacher, was named Teacher of the Year; and Laurie Dobbe, media assistant, was elected Support Staff Employee of the Year. The principal received the Tenenbaum Award from the South Carolina Department of Education.

Parents volunteered and served on the DFMS School Improvement Council and PTSO board, providing leadership as school, parents, and community members worked to actualize our school's mission.

Our student achievement results continue to be among the best in the state. We continue to stress rigor, relevance, and relationships in our instructional program as we work to maintain excellence. At DFMS we are "shaping the future... making connections" for all students.

Mrs. Anne Page, SIC Chair      Roderic F. Taylor, Principal

Comprehensive detail, including definitions of ratings, performance criteria, and explanations of status, is available on [www.ed.sc.gov](http://www.ed.sc.gov) and [www.eoc.sc.gov](http://www.eoc.sc.gov) as well as school and school district websites.

Printed versions are available from school districts upon request.

### Abbreviations Key

N/A Not Applicable N/AV Not Available N/C Not Collected N/R Not Reported I/S Insufficient Sample TBD To be determined

NI Newly Identified CSI Continuing School Improvement CA Corrective Action RP Plan to Restructure R Restructure DELAY School Improvement Status HOLD School Improvement Status