



SC Annual School Report Card Summary

Ralph Chandler Middle
Greenville
Grades: 6-8 Enrollment: 553
Principal: Rita Mantooth
Superintendent: Dr. Phinnize J. Fisher
Board Chair: Megan Hickerson

PERFORMANCE

Comprehensive detail, including definitions of ratings, performance criteria, and explanations of status, is available on www.ed.sc.gov and www.eoc.sc.gov as well as school and school district websites. Printed versions are available from school districts upon request.

YEAR	ABSOLUTE RATING	GROWTH RATING	PALMETTO GOLD AND SILVER AWARD		AYP STATUS	NCLB IMPROVEMENT STATUS
			General Performance	Closing the Gap		
2009	Average	Average	TBD	TBD	Not Met	N/A
2008	N/A	N/A	N/A	N/A	N/A	N/A
2007	N/A	N/A	N/A	N/A	N/A	N/A

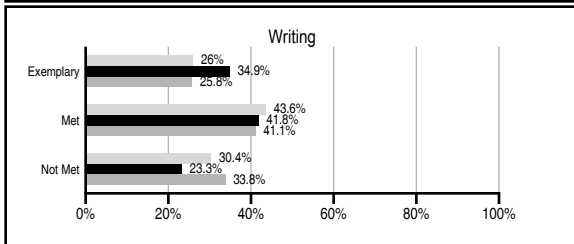
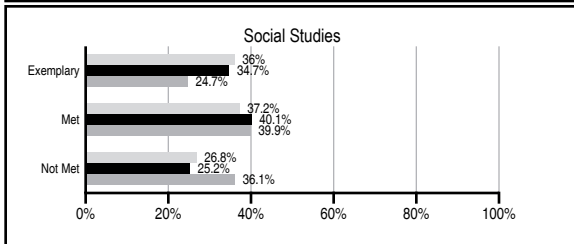
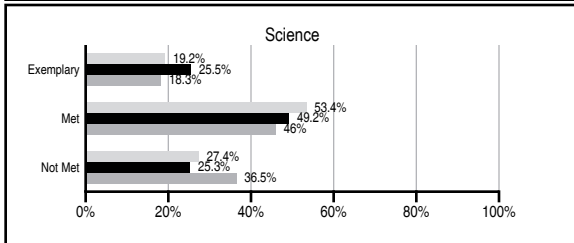
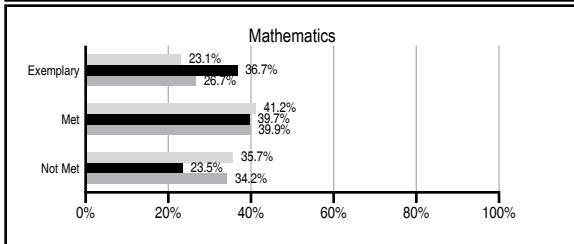
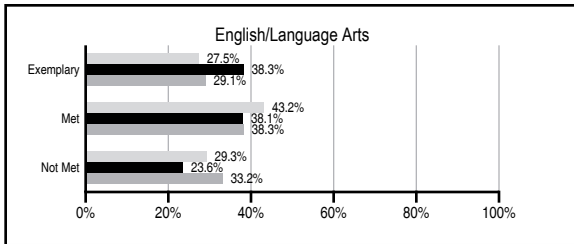
ABSOLUTE RATINGS OF MIDDLE SCHOOLS WITH STUDENTS LIKE OURS*

EXCELLENT	GOOD	AVERAGE	BELOW AVERAGE	AT-RISK
4	17	16	0	0

* Ratings are calculated with data available by 06/01/2010. Schools with Students Like Ours are Middle Schools with Poverty Indices of no more than 5% above or below the index for this school.

PASS PERFORMANCE


Our School Middle Schools with Students Like Ours Middle schools statewide




NAEP PERFORMANCE*

* Performance reported for SC and nation, data not available at school level. Percentages at NAEP Achievement Levels.


READING – GRADE 8 (2007)



MATH – GRADE 8 (2007)



SCIENCE – GRADE 8 (2005)



END OF COURSE TESTS - 2009

% of students scoring 70 or above on:	Our Middle School	Middle Schools with Students Like Ours
Algebra 1/Math for the Technologies 2	100.0	99.1
English 1	94.4	94.6
Physical Science	N/A	69.3
US History and the Constitution	N/A	100.0
All Subjects	98.0	98.4

SC PERFORMANCE GOAL

2010 Goal:

By 2010, SC's student achievement will be ranked in the top half of the states nationally. To achieve this goal, we must become one of the fastest improving systems in the country.

2020 Vision:

By 2020 all students will graduate with the knowledge and skills necessary to compete successfully in the global economy, participate in a democratic society and contribute positively as members of families and communities.

Abbreviations Key

N/A Not Applicable N/AV Not Available N/C Not Collected N/R Not Reported I/S Insufficient Sample TBD To be determined
NI Newly Identified CSI Continuing School Improvement CA Corrective Action RP Plan to Restructure R Restructure DELAY School Improvement Status HOLD School Improvement Status

Ralph Chandler Middle [Greenville]

SCHOOL PROFILE

	Our School	Change from Last Year	Middle Schools with Students Like Ours	Median Middle School
Students (n=553)				
Students enrolled in high school credit courses (grades 7 & 8)	18.2%	N/R	26.2%	21.6%
Retention rate	1.1%	N/A	1.1%	1.2%
Attendance rate	96.1%	N/A	96.3%	95.9%
Eligible for gifted and talented	16.1%	N/A	23.0%	14.8%
With disabilities other than speech	14.2%	N/A	11.2%	12.6%
Older than usual for grade	2.7%	N/A	1.5%	2.5%
Out-of-school suspensions or expulsions for violent and/or criminal offenses	0.5%	N/R	0.4%	0.6%
Annual dropout rate	N/A	N/A	0.0%	0.0%
Teachers (n=39)				
Teachers with advanced degrees	43.6%	N/A	60.0%	56.9%
Continuing contract teachers	43.6%	N/A	77.4%	72.7%
Teachers with emergency or provisional certificates	3.4%	N/A	4.5%	5.3%
Teachers returning from previous year	N/A	N/A	85.7%	82.9%
Teacher attendance rate	97.1%	N/R	95.1%	95.2%
Average teacher salary*	\$39,970	I/S	\$48,403	\$46,599
Classes not taught by highly qualified teachers	7.1%	N/A	0.0%	2.4%
Professional development days/teacher	10.2 days	N/R	10.3 days	10.8 days
School				
Principal's years at school	1.0	N/R	3.0	3.0
Student-teacher ratio in core subjects	21.9 to 1	N/R	21.6 to 1	20.1 to 1
Prime instructional time	93.1%	N/R	90.5%	89.9%
Opportunities in the arts	Good	N/R	Excellent	Good
SACS accreditation	Yes	N/R	Yes	Yes
Parents attending conferences	89.7%	N/R	98.0%	97.8%
Character development program	Below Average	N/R	Good	Good
Dollars spent per pupil**	N/A	N/A	\$6,884	\$7,645
Percent of expenditures for instruction**	N/A	N/A	66.3%	63.4%
Percent of expenditures for teacher salaries**	N/A	N/A	59.4%	57.0%
% of AYP objectives met	85.7%		92.0%	90.5%

* Length of contract = 185+ days.

** Prior year audited financial data available.

EVALUATION RESULTS

	Teachers	Students*	Parents*
Number of surveys returned	38	151	45
Percent satisfied with learning environment	97.4%	60.4%	77.3%
Percent satisfied with social and physical environment	100.0%	71.1%	75.6%
Percent satisfied with school-home relations	92.1%	77.3%	82.2%

*Only students at the highest middle school grade level at this school and their parents were included.

REPORT OF PRINCIPAL AND SCHOOL IMPROVEMENT COUNCIL

Ralph Chandler Middle School opened its doors in August 2008 to serve families in the Simpsonville and Fork Shoals communities. Students that previously attended three area middle schools came together to create our school. Parents, staff, and members of the community collaborated to form our mission statement, which is to provide an environment that is conducive to learning and focuses on academic excellence. This reflects the lifetime pursuit of Mr. Ralph Chandler, for whom the school is named. Mr. Chandler served the community as an advocate for educational excellence for more than eighteen years.

Our enrollment during this first year was 561 students. Our professional staff is made up of 35 teachers, 3 administrators, a media specialist, guidance counselor, and instructional coach. RCMS is a family-friendly school where parents, community, and staff create a school climate that fosters academic rigor and high expectations. Data was closely analyzed to create our staff development program to ensure research-based strategies were utilized in the classrooms. The previous year's PACT data, fall 2008 MAP data, teacher-made benchmark test, and first semester grades were analyzed by the staff to determine progress and set academic goals to ensure mastery of the standards. Use of technology, such as Promethean boards, laptop carts, and computer research centers, provides meaningful and interactive opportunities that actively engage our students in learning.

Student Council and Beta Club were formed this year. Students participated in the recycling club, before and after-school tutoring, a variety of music programs and seven competitive sports. Our new state of the art facility includes rooms to meet the unique needs of special education students, facilities to serve visual and performing arts students, teacher planning rooms, science labs, and an industrial technology lab. The facility also includes a 6-lane track, a soccer field, softball and baseball diamonds, and tennis courts.

Our newly formed PTA provided school-wide events for students, including dances and the Spring Fling. PTA grant monies were provided to teachers to enhance classroom instruction. Through the cooperative efforts of the newly formed SIC, parental involvement was encouraged and local and national grant opportunities were sought for mentoring and beautification projects. These projects continue to be the goals for the future.

We are proud of the accomplishments we have achieved through collaboration during our first year. We look forward to continuing to provide academic excellence for our students; Mr. Chandler and our community would expect nothing less.

Rita Mantooth, Principal
Patricia Lemons, SIC Chair

Comprehensive detail, including definitions of ratings, performance criteria, and explanations of status, is available on www.ed.sc.gov and www.eoc.sc.gov as well as school and school district websites.

Printed versions are available from school districts upon request.

Abbreviations Key

N/A Not Applicable N/AV Not Available N/C Not Collected N/R Not Reported I/S Insufficient Sample TBD To be determined

NI Newly Identified CSI Continuing School Improvement CA Corrective Action RP Plan to Restructure R Restructure DELAY School Improvement Status HOLD School Improvement Status