



# SC Annual School Report Card Summary

Riverside Middle  
 Greenville  
 Grades: 6-8 Enrollment: 1,011  
 Principal: Ron Harrison  
 Superintendent: Dr. Phinnize J. Fisher  
 Board Chair: Megan Hickerson

## PERFORMANCE

Comprehensive detail, including definitions of ratings, performance criteria, and explanations of status, is available on [www.ed.sc.gov](http://www.ed.sc.gov) and [www.eoc.sc.gov](http://www.eoc.sc.gov) as well as school and school district websites. Printed versions are available from school districts upon request.

YEAR	ABSOLUTE RATING	GROWTH RATING	PALMETTO GOLD AND SILVER AWARD		AYP STATUS	NCLB IMPROVEMENT STATUS
			General Performance	Closing the Gap		
2009	Good	Average	TBD	TBD	Not Met	N/A
2008	Good	Below Average	N/A	N/A	Not Met	N/A
2007	Good	At-Risk	N/A	N/A	Not Met	N/A

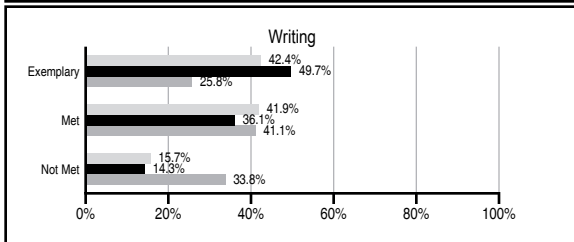
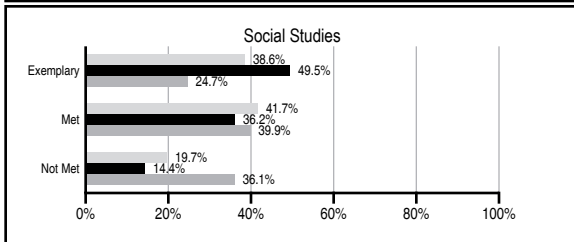
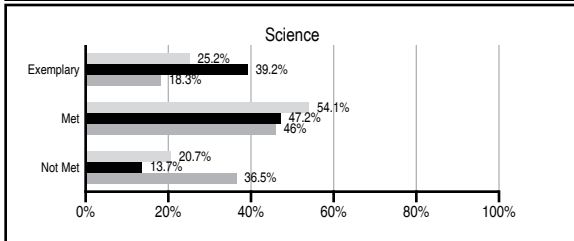
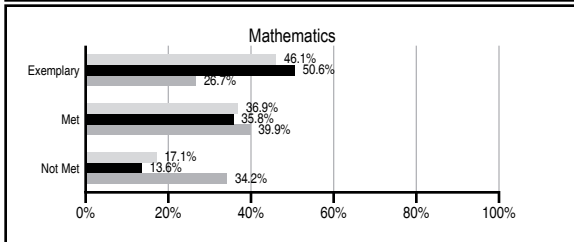
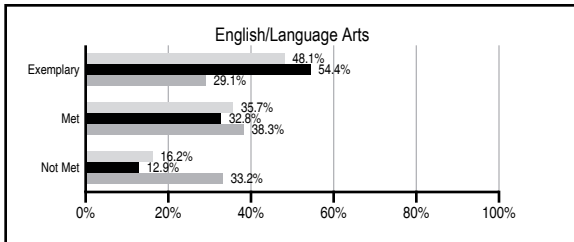
## ABSOLUTE RATINGS OF MIDDLE SCHOOLS WITH STUDENTS LIKE OURS\*

EXCELLENT	GOOD	AVERAGE	BELOW AVERAGE	AT-RISK
7	1	0	0	0

\* Ratings are calculated with data available by 06/01/2010. Schools with Students Like Ours are Middle Schools with Poverty Indices of no more than 5% above or below the index for this school.




## PASS PERFORMANCE

Our School Middle Schools with Students Like Ours Middle schools statewide



## NAEP PERFORMANCE\*

\* Performance reported for SC and nation, data not available at school level. Percentages at NAEP Achievement Levels.



## END OF COURSE TESTS - 2009

% of students scoring 70 or above on:	Our Middle School	Middle Schools with Students Like Ours
Algebra 1/Math for the Technologies 2	100.0	100.0
English 1	100.0	99.4
Physical Science	N/A	N/A
US History and the Constitution	N/A	N/A
All Subjects	100.0	99.8

## SC PERFORMANCE GOAL

**2010 Goal:**  
 By 2010, SC's student achievement will be ranked in the top half of the states nationally. To achieve this goal, we must become one of the fastest improving systems in the country.

**2020 Vision:**  
 By 2020 all students will graduate with the knowledge and skills necessary to compete successfully in the global economy, participate in a democratic society and contribute positively as members of families and communities.

### Abbreviations Key

N/A Not Applicable N/AV Not Available N/C Not Collected N/R Not Reported I/S Insufficient Sample TBD To be determined  
 NI Newly Identified CSI Continuing School Improvement CA Corrective Action RP Plan to Restructure R Restructure DELAY School Improvement Status HOLD School Improvement Status

# Riverside Middle [Greenville]

## SCHOOL PROFILE

	Our School	Change from Last Year	Middle Schools with Students Like Ours	Median Middle School
<b>Students (n=1,011)</b>				
Students enrolled in high school credit courses (grades 7 & 8)	43.1%	Down from 47.4%	36.9%	21.6%
Retention rate	0.7%	Up from 0.3%	0.6%	1.2%
Attendance rate	97.2%	Up from 97.1%	97.0%	95.9%
Eligible for gifted and talented	27.8%	Down from 27.9%	31.0%	14.8%
With disabilities other than speech	7.1%	Down from 9.9%	6.9%	12.6%
Older than usual for grade	0.8%	No Change	0.7%	2.5%
Out-of-school suspensions or expulsions for violent and/or criminal offenses	0.3%	Up from 0.1%	0.7%	0.6%
Annual dropout rate	0.0%	No Change	0.0%	0.0%
<b>Teachers (n=60)</b>				
Teachers with advanced degrees	63.3%	Up from 63.2%	61.4%	56.9%
Continuing contract teachers	76.7%	Down from 84.2%	77.4%	72.7%
Teachers with emergency or provisional certificates	3.7%	Up from 2.1%	2.6%	5.3%
Teachers returning from previous year	85.9%	Down from 90.7%	83.9%	82.9%
Teacher attendance rate	93.2%	Down from 95.8%	94.5%	95.2%
Average teacher salary*	\$47,398	Up 3.7%	\$47,238	\$46,599
Classes not taught by highly qualified teachers	0.0%	No Change	0.2%	2.4%
Professional development days/teacher	12.2 days	Down from 13.2 days	12.1 days	10.8 days
<b>School</b>				
Principal's years at school	5.0	Up from 4.0	3.0	3.0
Student-teacher ratio in core subjects	26.5 to 1	Up from 25.0 to 1	23.6 to 1	20.1 to 1
Prime instructional time	90.5%	Down from 92.1%	90.5%	89.9%
Opportunities in the arts	Excellent	No Change	Excellent	Good
SACS accreditation	Yes	No Change	Yes	Yes
Parents attending conferences	100.0%	Up from 99.0%	100.0%	97.8%
Character development program	Average	Down from Good	Excellent	Good
Dollars spent per pupil**	\$5,717	Down 19.7%	\$6,482	\$7,645
Percent of expenditures for instruction**	64.5%	Down from 66.7%	67.6%	63.4%
Percent of expenditures for teacher salaries**	61.7%	Up from 48.9%	58.9%	57.0%
% of AYP objectives met	93.9%	Up from 81.8%	100.0%	90.5%

\* Length of contract = 185+ days.

\*\* Prior year audited financial data available.

## REPORT OF PRINCIPAL AND SCHOOL IMPROVEMENT COUNCIL

Since its establishment in 1999, Riverside Middle School has accomplished many of the goals set by its newly-formed school community. The school community was faced with the challenges of building a unified school climate, working with a critically under-funded budget, and developing a school vision and philosophy. The shareholders—parents, students, staff, and community—set about the task of making the vision become a reality.

Our accomplishments are many. We have been named a Palmetto's Finest finalist in 2003, 2004, 2007, and 2009; a SC Exemplary Writing School in 2000, 2003, 2006, and 2009; Palmetto Gold Winner 2002-2005; and a PTA Parent Involvement School of Excellence in 2004. Our students' academic achievement has been well-documented by an excellent rating five out of seven years on the state report card. Students participate and excel in local, state, and national competitions that represent all aspects of school life, including academics, the arts, and athletics.

Though always proud to discuss our successes, our faculty, staff, parents, and students realize that excellence is a vision and not a destination. Under the leadership of our principal, our school continues to move forward. Through the development of our school portfolio, we have identified goals that we must attain in order to continue to be the best. Funding for the replacement of outdated technology is an ongoing challenge that we continue to address. 100% of our faculty has achieved highly qualified status, and others are working towards obtaining this goal. Lastly and most importantly, ensuring academic achievement for all students is our highest, yet most challenging priority. As a community, we will continue to assess our progress, adjust goals as necessary, and hold ourselves accountable for meeting these goals through rigorous and intense yearly reviews.

Lorraine Suger, SIC Chairperson  
Ron Harrison, Principal

## EVALUATION RESULTS

	Teachers	Students*	Parents*
Number of surveys returned	52	315	100
Percent satisfied with learning environment	84.6%	80.0%	86.0%
Percent satisfied with social and physical environment	100.0%	84.7%	85.9%
Percent satisfied with school-home relations	96.2%	90.7%	86.9%

\*Only students at the highest middle school grade level at this school and their parents were included.

Comprehensive detail, including definitions of ratings, performance criteria, and explanations of status, is available on [www.ed.sc.gov](http://www.ed.sc.gov) and [www.eoc.sc.gov](http://www.eoc.sc.gov) as well as school and school district websites.

Printed versions are available from school districts upon request.

### Abbreviations Key

N/A Not Applicable N/AV Not Available N/C Not Collected N/R Not Reported I/S Insufficient Sample TBD To be determined

NI Newly Identified CSI Continuing School Improvement CA Corrective Action RP Plan to Restructure R Restructure DELAY School Improvement Status HOLD School Improvement Status