



SC Annual School Report Card Summary

Northwest Middle
 Greenville
 Grades: 6-8 Enrollment: 847
 Principal: Lee Givins
 Superintendent: Dr. Phinnize J. Fisher
 Board Chair: Megan Hickerson

PERFORMANCE

Comprehensive detail, including definitions of ratings, performance criteria, and explanations of status, is available on www.ed.sc.gov and www.eoc.sc.gov as well as school and school district websites. Printed versions are available from school districts upon request.

YEAR	ABSOLUTE RATING	GROWTH RATING	PALMETTO GOLD AND SILVER AWARD		AYP STATUS	NCLB IMPROVEMENT STATUS
			General Performance	Closing the Gap		
2009	Average	Below Average	TBD	TBD	Not Met	N/A
2008	Below Average	Below Average	N/A	N/A	Not Met	N/A
2007	Average	Below Average	N/A	N/A	Not Met	N/A

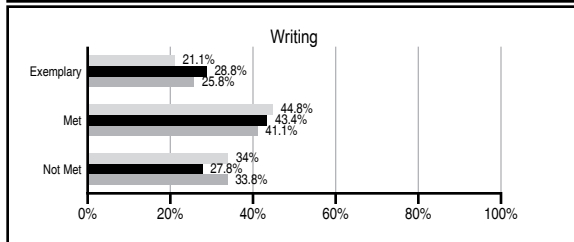
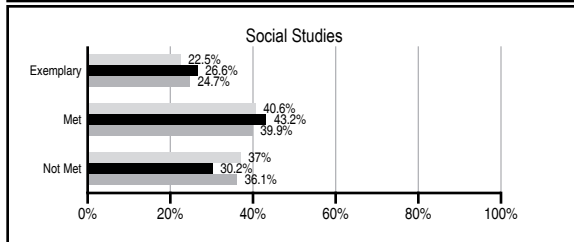
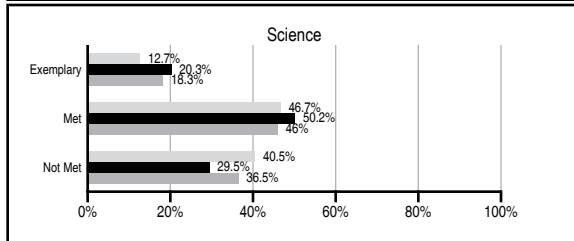
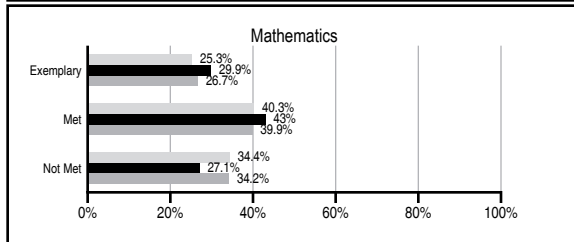
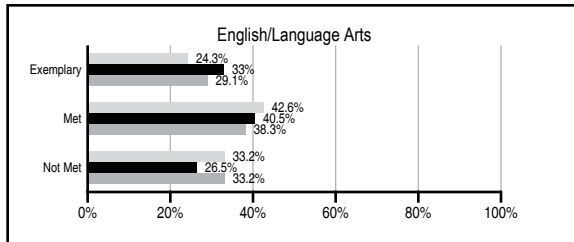
ABSOLUTE RATINGS OF MIDDLE SCHOOLS WITH STUDENTS LIKE OURS*

EXCELLENT	GOOD	AVERAGE	BELOW AVERAGE	AT-RISK
0	7	39	1	0

* Ratings are calculated with data available by 06/01/2010. Schools with Students Like Ours are Middle Schools with Poverty Indices of no more than 5% above or below the index for this school.

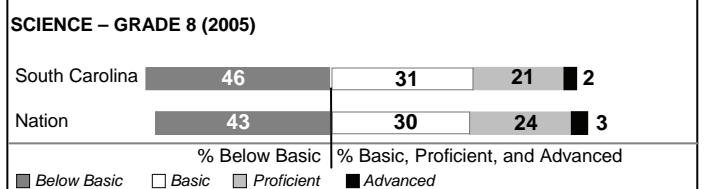

PASS PERFORMANCE

Our School Middle Schools with Students Like Ours Middle schools statewide



NAEP PERFORMANCE*

* Performance reported for SC and nation, data not available at school level. Percentages at NAEP Achievement Levels.



END OF COURSE TESTS - 2009

% of students scoring 70 or above on:	Our Middle School	Middle Schools with Students Like Ours
Algebra 1/Math for the Technologies 2	98.4	96.8
English 1	100.0	94.1
Physical Science	N/A	77.4
US History and the Constitution	N/A	N/A
All Subjects	98.8	96.4

SC PERFORMANCE GOAL

2010 Goal:
 By 2010, SC's student achievement will be ranked in the top half of the states nationally. To achieve this goal, we must become one of the fastest improving systems in the country.

2020 Vision:
 By 2020 all students will graduate with the knowledge and skills necessary to compete successfully in the global economy, participate in a democratic society and contribute positively as members of families and communities.

Abbreviations Key

N/A Not Applicable N/AV Not Available N/C Not Collected N/R Not Reported I/S Insufficient Sample TBD To be determined
 NI Newly Identified CSI Continuing School Improvement CA Corrective Action RP Plan to Restructure R Restructure DELAY School Improvement Status HOLD School Improvement Status

Northwest Middle [Greenville]

SCHOOL PROFILE

	Our School	Change from Last Year	Middle Schools with Students Like Ours	Median Middle School
Students (n=847)				
Students enrolled in high school credit courses (grades 7 & 8)	13.6%	Up from 12.0%	22.7%	21.6%
Retention rate	2.3%	Up from 2.2%	1.1%	1.2%
Attendance rate	94.8%	No Change	95.9%	95.9%
Eligible for gifted and talented	15.5%	Down from 17.1%	18.3%	14.8%
With disabilities other than speech	14.7%	Down from 15.6%	13.6%	12.6%
Older than usual for grade	1.5%	Down from 2.0%	1.9%	2.5%
Out-of-school suspensions or expulsions for violent and/or criminal offenses	0.6%	Down from 1.4%	0.8%	0.6%
Annual dropout rate	0.3%	Up from 0.0%	0.0%	0.0%
Teachers (n=50)				
Teachers with advanced degrees	64.0%	Down from 66.0%	57.6%	56.9%
Continuing contract teachers	88.0%	Up from 76.0%	78.6%	72.7%
Teachers with emergency or provisional certificates	4.2%	Down from 7.5%	4.2%	5.3%
Teachers returning from previous year	87.5%	Up from 83.6%	85.4%	82.9%
Teacher attendance rate	94.7%	Down from 94.8%	95.3%	95.2%
Average teacher salary*	\$47,274	Up 4.2%	\$47,386	\$46,599
Classes not taught by highly qualified teachers	1.0%	Down from 5.8%	0.8%	2.4%
Professional development days/teacher	7.6 days	Down from 14.2 days	10.6 days	10.8 days
School				
Principal's years at school	8.0	Up from 7.0	4.0	3.0
Student-teacher ratio in core subjects	26.7 to 1	No Change	21.8 to 1	20.1 to 1
Prime instructional time	89.5%	Up from 88.8%	90.3%	89.9%
Opportunities in the arts	Good	No Change	Good	Good
SACS accreditation	Yes	No Change	Yes	Yes
Parents attending conferences	98.8%	No Change	98.7%	97.8%
Character development program	Average	Down from Good	Good	Good
Dollars spent per pupil**	\$6,143	Up 8.3%	\$7,341	\$7,645
Percent of expenditures for instruction**	62.5%	Down from 63.6%	63.6%	63.4%
Percent of expenditures for teacher salaries**	59.4%	No Change	56.9%	57.0%
% of AYP objectives met	90.5%	Up from 66.7%	92.0%	90.5%

* Length of contract = 185+ days.

** Prior year audited financial data available.

EVALUATION RESULTS

	Teachers	Students*	Parents*
Number of surveys returned	53	234	38
Percent satisfied with learning environment	96.2%	75.2%	76.3%
Percent satisfied with social and physical environment	98.1%	72.1%	73.7%
Percent satisfied with school-home relations	79.2%	81.0%	78.9%

*Only students at the highest middle school grade level at this school and their parents were included.

REPORT OF PRINCIPAL AND SCHOOL IMPROVEMENT COUNCIL

Northwest Middle School is a school dedicated to the empowerment of students through innovative learning experiences. The student population of Northwest is a highly diverse mix of cultural, socio-economic, and ethnic groups drawn from the largest geographic area of any school in Greenville County.

Northwest Middle School is an authorized International Baccalaureate Middle Years Program school that serves all students. Professional development of our staff is a priority at Northwest, and our teachers have attended state and national conferences such as the South Carolina Middle School Association Conference, the South Carolina Mathematics Conference, and the National Teachers of English Conference. Foreign language teachers have attended the local IB Foreign Language Seminar. Teacher training also included teachers attending IB training for Arts, Technology, Mathematics, and Physical Education.

Through the use of a math Teacher-Specialist-on-Site, a science iCoach, and an Instructional Coach, teachers have received in-depth, specific curriculum training in methodology and pedagogy. The content-specific math coaching has resulted in good progress in the math scores of Northwest students. In addition, advanced level courses in English and Language Arts have been added to the Northwest curriculum in all grade levels for 2008-09, and we expect to see progress reflected in test scores as a result. We continue to implement a single gender class option for the sixth and seventh grades. Teachers in this program receive training related to gender specific teaching techniques.

A number of members of the Northwest faculty have earned reputations as excellent classroom teachers. In six of the last eight years, the teacher of the year for Northwest was also one of the top ten teachers for the district. This speaks very highly of our faculty, and we are challenged to continue this level of classroom teaching.

For our part, the SIC and teachers of Northwest will continue, as in past years, to support increased content coaching for our teachers and the development of innovative student incentive programs. We will continue to place emphasis on aligning our instruction to IB objectives and the state standards. As a result, our students will benefit academically.

The communities of Travelers Rest, Marietta, and Slater continue to support the mission and vision of Northwest Middle School. These communities have benefited from over 3000 community service hours provided through the encouragement of the IB program and the BETA Club. Our students are involved in our community organizations, churches, and service groups and are making a difference for the residents of northern Greenville County. Go Panthers!

Lee Givins, Principal
Phil Howard, SIC Chairperson

Comprehensive detail, including definitions of ratings, performance criteria, and explanations of status, is available on www.ed.sc.gov and www.eoc.sc.gov as well as school and school district websites.

Printed versions are available from school districts upon request.

Abbreviations Key

N/A Not Applicable N/AV Not Available N/C Not Collected N/R Not Reported I/S Insufficient Sample TBD To be determined

NI Newly Identified CSI Continuing School Improvement CA Corrective Action RP Plan to Restructure R Restructure DELAY School Improvement Status HOLD School Improvement Status