



SC Annual School Report Card Summary

Northwood Middle
 Greenville
 Grades: 6-8 Enrollment: 837
 Principal: Richard Griffin
 Superintendent: Dr. Phinnize J. Fisher
 Board Chair: Megan Hickerson

PERFORMANCE

Comprehensive detail, including definitions of ratings, performance criteria, and explanations of status, is available on www.ed.sc.gov and www.eoc.sc.gov as well as school and school district websites. Printed versions are available from school districts upon request.

YEAR	ABSOLUTE RATING	GROWTH RATING	PALMETTO GOLD AND SILVER AWARD		AYP STATUS	NCLB IMPROVEMENT STATUS
			General Performance	Closing the Gap		
2009	Average	Average	TBD	TBD	Not Met	N/A
2008	Average	At-Risk	N/A	N/A	Not Met	N/A
2007	Average	At-Risk	N/A	N/A	Not Met	N/A

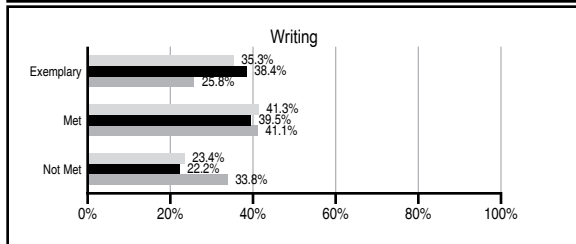
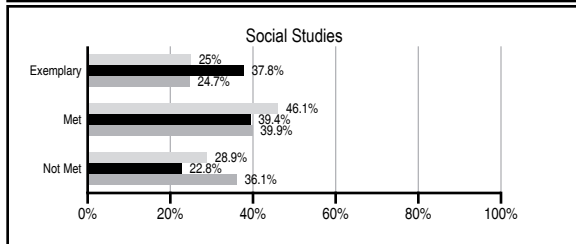
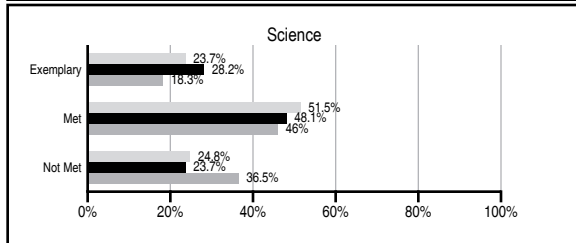
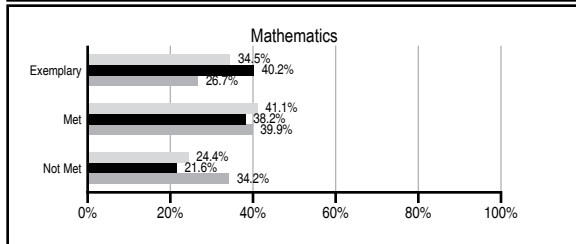
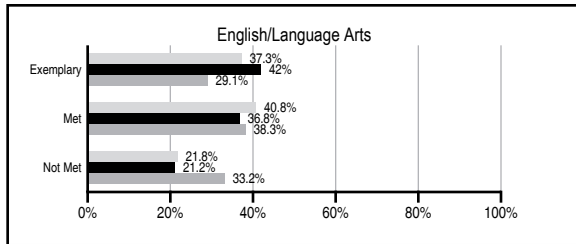
ABSOLUTE RATINGS OF MIDDLE SCHOOLS WITH STUDENTS LIKE OURS*

EXCELLENT	GOOD	AVERAGE	BELOW AVERAGE	AT-RISK
5	19	7	0	0

* Ratings are calculated with data available by 06/01/2010. Schools with Students Like Ours are Middle Schools with Poverty Indices of no more than 5% above or below the index for this school.

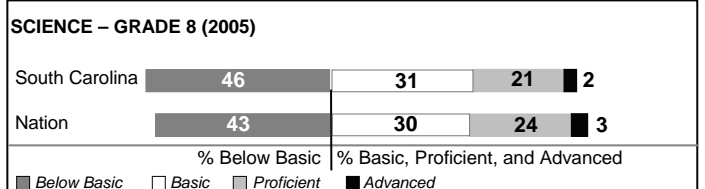

PASS PERFORMANCE

Our School Middle Schools with Students Like Ours Middle schools statewide



NAEP PERFORMANCE*

* Performance reported for SC and nation, data not available at school level. Percentages at NAEP Achievement Levels.



END OF COURSE TESTS - 2009

% of students scoring 70 or above on:	Our Middle School	Middle Schools with Students Like Ours
Algebra 1/Math for the Technologies 2	98.6	99.2
English 1	100.0	93.4
Physical Science	100.0	69.3
US History and the Constitution	N/A	100.0
All Subjects	98.9	98.1

SC PERFORMANCE GOAL

2010 Goal:
 By 2010, SC's student achievement will be ranked in the top half of the states nationally. To achieve this goal, we must become one of the fastest improving systems in the country.

2020 Vision:
 By 2020 all students will graduate with the knowledge and skills necessary to compete successfully in the global economy, participate in a democratic society and contribute positively as members of families and communities.

Abbreviations Key

N/A Not Applicable N/AV Not Available N/C Not Collected N/R Not Reported I/S Insufficient Sample TBD To be determined
 NI Newly Identified CSI Continuing School Improvement CA Corrective Action RP Plan to Restructure R Restructure DELAY School Improvement Status HOLD School Improvement Status

Northwood Middle [Greenville]

SCHOOL PROFILE

	Our School	Change from Last Year	Middle Schools with Students Like Ours	Median Middle School
Students (n=837)				
Students enrolled in high school credit courses (grades 7 & 8)	22.9%	Down from 53.6%	34.2%	21.6%
Retention rate	1.3%	Up from 1.1%	1.1%	1.2%
Attendance rate	96.6%	Up from 96.4%	96.3%	95.9%
Eligible for gifted and talented	23.6%	Down from 25.0%	25.5%	14.8%
With disabilities other than speech	12.2%	Up from 11.6%	10.5%	12.6%
Older than usual for grade	1.7%	Up from 1.5%	1.5%	2.5%
Out-of-school suspensions or expulsions for violent and/or criminal offenses	0.6%	Down from 0.8%	0.7%	0.6%
Annual dropout rate	0.0%	No Change	0.0%	0.0%
Teachers (n=52)				
Teachers with advanced degrees	61.5%	Down from 65.4%	57.8%	56.9%
Continuing contract teachers	76.9%	Up from 75.0%	78.2%	72.7%
Teachers with emergency or provisional certificates	0.0%	Down from 2.3%	4.1%	5.3%
Teachers returning from previous year	82.4%	Down from 82.6%	85.4%	82.9%
Teacher attendance rate	94.3%	Down from 95.6%	95.1%	95.2%
Average teacher salary*	\$48,352	Up 3.2%	\$48,702	\$46,599
Classes not taught by highly qualified teachers	0.0%	No Change	0.0%	2.4%
Professional development days/teacher	14.3 days	Up from 11.6 days	10.9 days	10.8 days
School				
Principal's years at school	9.5	Up from 8.5	5.0	3.0
Student-teacher ratio in core subjects	24.8 to 1	Up from 23.8 to 1	21.6 to 1	20.1 to 1
Prime instructional time	90.8%	Down from 91.7%	90.6%	89.9%
Opportunities in the arts	Excellent	No Change	Excellent	Good
SACS accreditation	Yes	No Change	Yes	Yes
Parents attending conferences	99.0%	Down from 100.0%	97.3%	97.8%
Character development program	Average	No Change	Good	Good
Dollars spent per pupil**	\$6,195	Up 2.9%	\$7,218	\$7,645
Percent of expenditures for instruction**	66.2%	Down from 69.2%	65.3%	63.4%
Percent of expenditures for teacher salaries**	61.3%	Down from 65.3%	59.7%	57.0%
% of AYP objectives met	96.6%	Up from 72.4%	93.9%	90.5%

* Length of contract = 185+ days.

** Prior year audited financial data available.

EVALUATION RESULTS

	Teachers	Students*	Parents*
Number of surveys returned	46	245	74
Percent satisfied with learning environment	95.7%	78.2%	75.7%
Percent satisfied with social and physical environment	93.5%	79.2%	75.3%
Percent satisfied with school-home relations	88.9%	84.8%	77.0%

*Only students at the highest middle school grade level at this school and their parents were included.

REPORT OF PRINCIPAL AND SCHOOL IMPROVEMENT COUNCIL

Northwood Middle School continues to be a successful middle school with strong involvement of parents through our PTA. The school's motto is "Northwood: A Community of Learners." Our open door policy encourages parents to come in and be an integral part of their child's education.

Northwood has just completed its first full year in the new facility. The building is equipped with state-of-the-art technology, which includes Promethean Boards in every classroom, three fully-equipped computer labs, and three portable lap top carts. In addition, Northwood instituted a dress code that required khaki shorts/pants with solid colored shirts with collars. This change has had a tremendous positive impact on the atmosphere of the school. This was put in place after an almost full year of study and discussion involving all aspects of our communities.

Northwood Middle achieved both of its academic goals this year. Both were tied into the MAP (Measures of Academic Performance) Tests. Our reading goal was that 60% of the students would achieve their RIT goal score as measured by the 2009 Spring MAP Test in comparison to the 2008 Fall MAP Test. This goal was met. The national average of students achieving a RIT goal score is 52%. Our goal in Math stated that 80% of the students would show measurable growth when the Fall 2008 MAP Test was compared with results of the Spring 2009 MAP Test. This goal was met also.

Northwood continues to have successful programs that serve students. Among these are the Black Heritage Bowl Team, the Invention Convention, the History Club, the PTA Reflections Contest, the Science Fair, and the new career awareness/character development program funded by the Education Economic Development Act. All four were award-winning programs. Northwood also sponsors a newspaper and a yearbook. The yearbook was an award-winning book this year. Northwood sponsors the National Junior Honor Society (a student service program), a student council, and various Honor Rolls, including the B.U.G. (Bringing Up Grades) Honor Roll to encourage students to always try to improve themselves and their grades. The school also sponsors the Northwood Knight program to encourage good citizenship among students. The school also conducts a summer program for those students who were not successful on the PACT Test and failed the corresponding course for the year.

Northwood continues to strive for improvement for its students through the yearly self-evaluation Portfolio for Continuous Improvement model. Professional development for our staff, as well as communication, both within and outside of school, continues to be a focus for improvement.

Richard L. Griffin, Principal
 Brian Young, SIC Co-Chairperson
 Sandy Polk, SIC Co-Chairperson

Comprehensive detail, including definitions of ratings, performance criteria, and explanations of status, is available on www.ed.sc.gov and www.eoc.sc.gov as well as school and school district websites.

Printed versions are available from school districts upon request.

Abbreviations Key

N/A Not Applicable N/AV Not Available N/C Not Collected N/R Not Reported I/S Insufficient Sample TBD To be determined

NI Newly Identified CSI Continuing School Improvement CA Corrective Action RP Plan to Restructure R Restructure DELAY School Improvement Status HOLD School Improvement Status