

# SC Annual School Report Card Summary

Woodmont Middle  
 Greenville  
 Grades: 6-8 Enrollment: 661  
 Principal: Gregg Scott  
 Superintendent: Dr. Phinnize J. Fisher  
 Board Chair: Megan Hickerson

## PERFORMANCE

Comprehensive detail, including definitions of ratings, performance criteria, and explanations of status, is available on [www.ed.sc.gov](http://www.ed.sc.gov) and [www.eoc.sc.gov](http://www.eoc.sc.gov) as well as school and school district websites. Printed versions are available from school districts upon request.

YEAR	ABSOLUTE RATING	GROWTH RATING	PALMETTO GOLD AND SILVER AWARD		AYP STATUS	NCLB IMPROVEMENT STATUS
			General Performance	Closing the Gap		
2009	Average	Average	TBD	TBD	Not Met	N/A
2008	Below Average	Below Average	N/A	Silver	Not Met	N/A
2007	At-Risk	At-Risk	N/A	N/A	Not Met	N/A

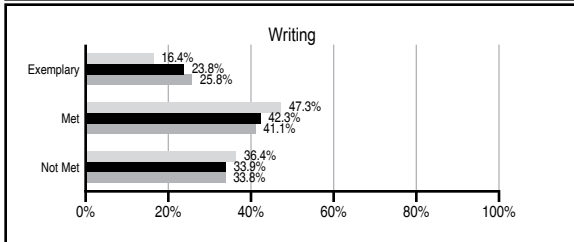
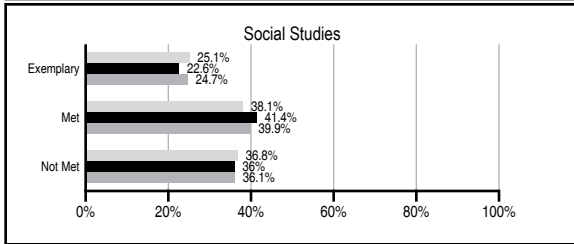
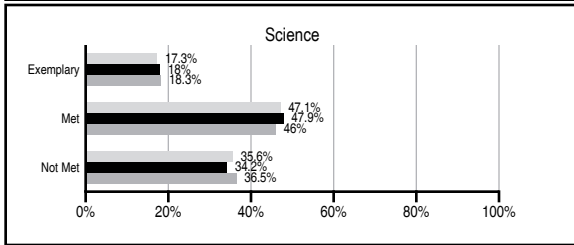
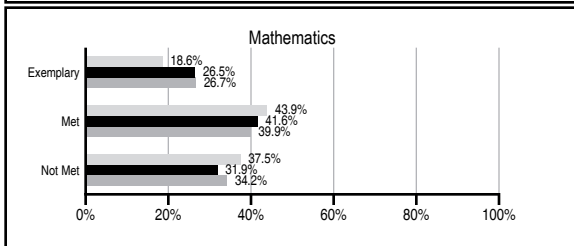
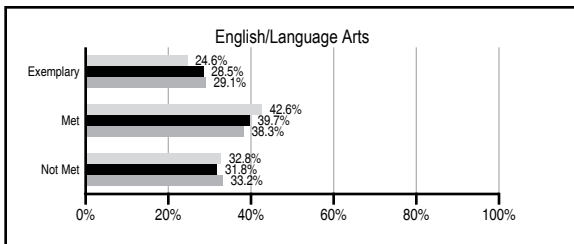
## ABSOLUTE RATINGS OF MIDDLE SCHOOLS WITH STUDENTS LIKE OURS\*

EXCELLENT	GOOD	AVERAGE	BELOW AVERAGE	AT-RISK
0	3	45	4	0

\* Ratings are calculated with data available by 06/01/2010. Schools with Students Like Ours are Middle Schools with Poverty Indices of no more than 5% above or below the index for this school.




## PASS PERFORMANCE

Our School
  Middle Schools with Students Like Ours
  Middle schools statewide



## NAEP PERFORMANCE\*

\* Performance reported for SC and nation, data not available at school level. Percentages at NAEP Achievement Levels.



## END OF COURSE TESTS - 2009

% of students scoring 70 or above on:	Our Middle School	Middle Schools with Students Like Ours
Algebra 1/Math for the Technologies 2	100.0	97.5
English 1	96.0	97.2
Physical Science	N/A	86.3
US History and the Constitution	N/A	N/A
All Subjects	98.0	97.1

## SC PERFORMANCE GOAL

**2010 Goal:**  
 By 2010, SC's student achievement will be ranked in the top half of the states nationally. To achieve this goal, we must become one of the fastest improving systems in the country.

**2020 Vision:**  
 By 2020 all students will graduate with the knowledge and skills necessary to compete successfully in the global economy, participate in a democratic society and contribute positively as members of families and communities.

### Abbreviations Key

N/A Not Applicable N/AV Not Available N/C Not Collected N/R Not Reported I/S Insufficient Sample TBD To be determined  
 NI Newly Identified CSI Continuing School Improvement CA Corrective Action RP Plan to Restructure R Restructure DELAY School Improvement Status HOLD School Improvement Status

# Woodmont Middle [Greenville]

## SCHOOL PROFILE

	Our School	Change from Last Year	Middle Schools with Students Like Ours	Median Middle School
<b>Students (n=661)</b>				
Students enrolled in high school credit courses (grades 7 & 8)	14.9%	Down from 18.8%	19.8%	21.6%
Retention rate	1.5%	Down from 1.6%	1.5%	1.2%
Attendance rate	95.1%	Down from 95.6%	95.7%	95.9%
Eligible for gifted and talented	10.4%	Up from 10.3%	15.8%	14.8%
With disabilities other than speech	18.0%	Up from 17.7%	13.7%	12.6%
Older than usual for grade	1.8%	Down from 3.9%	2.5%	2.5%
Out-of-school suspensions or expulsions for violent and/or criminal offenses	0.9%	No Change	0.4%	0.6%
Annual dropout rate	0.0%	Down from 0.2%	0.0%	0.0%
<b>Teachers (n=43)</b>				
Teachers with advanced degrees	53.5%	Up from 43.5%	55.4%	56.9%
Continuing contract teachers	79.1%	Up from 58.1%	76.3%	72.7%
Teachers with emergency or provisional certificates	12.5%	Up from 12.2%	4.1%	5.3%
Teachers returning from previous year	69.9%	Down from 77.3%	84.1%	82.9%
Teacher attendance rate	94.0%	Down from 96.2%	95.3%	95.2%
Average teacher salary*	\$46,915	Up 10.7%	\$46,107	\$46,599
Classes not taught by highly qualified teachers	4.8%	Down from 17.6%	0.7%	2.4%
Professional development days/teacher	13.2 days	Up from 6.5 days	10.3 days	10.8 days
<b>School</b>				
Principal's years at school	2.0	Up from 1.0	4.0	3.0
Student-teacher ratio in core subjects	26.2 to 1	Down from 27.1 to 1	20.6 to 1	20.1 to 1
Prime instructional time	88.9%	Down from 90.8%	89.8%	89.9%
Opportunities in the arts	Excellent	No Change	Good	Good
SACS accreditation	Yes	No Change	Yes	Yes
Parents attending conferences	93.8%	Down from 100.0%	97.9%	97.8%
Character development program	Good	Down from Excellent	Good	Good
Dollars spent per pupil**	\$6,462	Up 4.5%	\$7,400	\$7,645
Percent of expenditures for instruction**	61.6%	Down from 64.8%	64.6%	63.4%
Percent of expenditures for teacher salaries**	57.7%	Down from 61.5%	59.9%	57.0%
% of AYP objectives met	90.5%	Up from 78.3%	90.5%	90.5%

\* Length of contract = 185+ days.

\*\* Prior year audited financial data available.

## EVALUATION RESULTS

	Teachers	Students*	Parents*
Number of surveys returned	43	189	45
Percent satisfied with learning environment	59.5%	62.8%	77.3%
Percent satisfied with social and physical environment	72.1%	68.5%	69.8%
Percent satisfied with school-home relations	44.2%	82.6%	68.2%

\*Only students at the highest middle school grade level at this school and their parents were included.

## REPORT OF PRINCIPAL AND SCHOOL IMPROVEMENT COUNCIL

Woodmont Middle School enjoyed another great year of academic success in 2008-2009. We were awarded the Palmetto Silver Award for excellent results in closing the achievement gap by the State Department of Education. In addition, we implemented benchmark tests in the core academic subjects this year. The data was analyzed to help drive classroom instruction.

Once again this year, literacy was a school-wide focus. As the research validates, the more a child reads, the more he/she builds vocabulary and increases fluency and comprehension. In addition, these same students perform better on standardized tests and develop a love for reading. With that in mind, we implemented a school-wide reading initiative this year. Our students and faculty were challenged to read 2009 books by May 1, 2009, and our principal agreed to kiss a pig if we met our school goal. The students and faculty rose to the occasion by reading a total of 2,154 books. The success culminated with an assembly for students with a guest author as our speaker and our principal kissing!

The International Baccalaureate Programme (IB) is a driving force in the school. This program is a framework of academic challenge that encourages students to embrace and understand the connections between traditional subjects and the real world. This enables the students to become critical and reflective thinkers. The IB Programme is student-centered, as highlighted through our Cultural Night Extravaganza in May.

This year we increased our after-school enrichment opportunities for students. Our students participated in activities such as Beta Club, book club, future city club, stock market club, yearbook club, step team, fashion show, middle school sports, and drama. Our drama students provided the students and community with an extraordinary performance of "Annie" this spring. The students and faculty who participated in the fashion show did so to raise money for charity.

Recognizing that education is team effort between the school, students, parents, and community, our school welcomed additional business partners this year who donated time and resources to benefit our students.

We are extremely appreciative of the support we have received from the parents and community of Woodmont Middle School. Through our continued partnership and commitment to our students, we are sure to continue on the path to create life-long learners.

Gregg Scott, Principal  
Dr. Phyllis Prince, School Improvement Council  
Chairperson

Comprehensive detail, including definitions of ratings, performance criteria, and explanations of status, is available on [www.ed.sc.gov](http://www.ed.sc.gov) and [www.eoc.sc.gov](http://www.eoc.sc.gov) as well as school and school district websites.

Printed versions are available from school districts upon request.

### Abbreviations Key

N/A Not Applicable N/AV Not Available N/C Not Collected N/R Not Reported I/S Insufficient Sample TBD To be determined

NI Newly Identified CSI Continuing School Improvement CA Corrective Action RP Plan to Restructure R Restructure DELAY School Improvement Status HOLD School Improvement Status