



# SC Annual School Report Card Summary

**Bryson Middle  
Greenville**  
**Grades: 6-8**      **Enrollment: 1,207**  
**Principal: Phillip Davie**  
**Superintendent: Dr. Phinnize J. Fisher**  
**Board Chair: Megan Hickerson**

## PERFORMANCE

Comprehensive detail, including definitions of ratings, performance criteria, and explanations of status, is available on [www.ed.sc.gov](http://www.ed.sc.gov) and [www.eoc.sc.gov](http://www.eoc.sc.gov) as well as school and school district websites. Printed versions are available from school districts upon request.

YEAR	ABSOLUTE RATING	GROWTH RATING	PALMETTO GOLD AND SILVER AWARD		AYP STATUS	NCLB IMPROVEMENT STATUS
			General Performance	Closing the Gap		
2009	Average	Below Average	TBD	TBD	Not Met	N/A
2008	Below Average	Below Average	N/A	N/A	Not Met	N/A
2007	Below Average	Below Average	N/A	N/A	Not Met	N/A

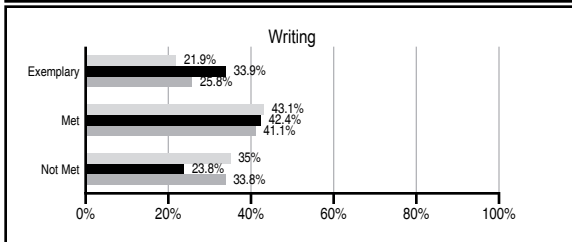
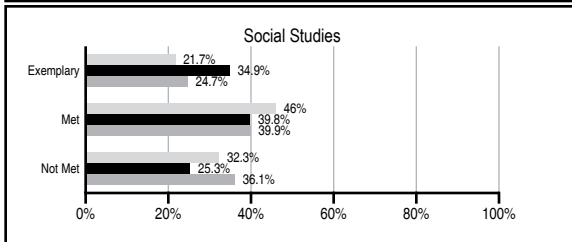
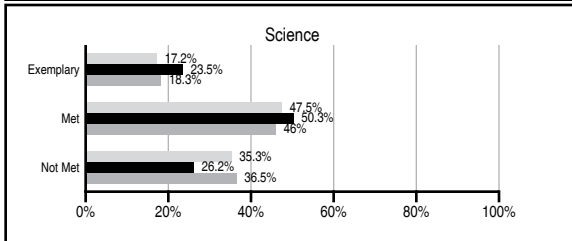
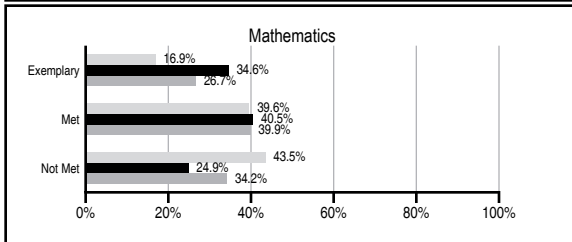
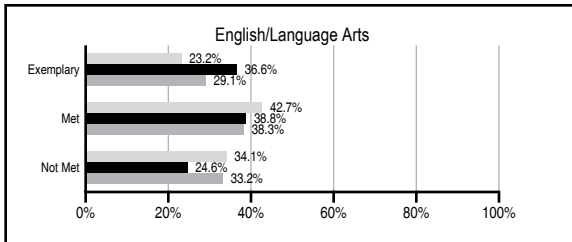
## ABSOLUTE RATINGS OF MIDDLE SCHOOLS WITH STUDENTS LIKE OURS\*

EXCELLENT	GOOD	AVERAGE	BELOW AVERAGE	AT-RISK
3	14	19	0	0

\* Ratings are calculated with data available by 06/01/2010. Schools with Students Like Ours are Middle Schools with Poverty Indices of no more than 5% above or below the index for this school.

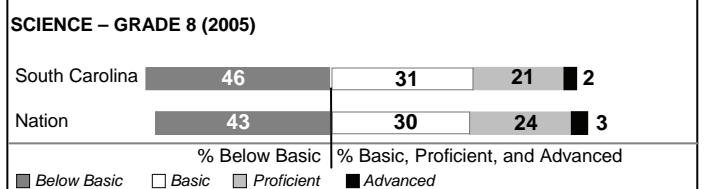

## PASS PERFORMANCE

Our School     
  Middle Schools with Students Like Ours     
  Middle schools statewide



## NAEP PERFORMANCE\*

\* Performance reported for SC and nation, data not available at school level. Percentages at NAEP Achievement Levels.



## END OF COURSE TESTS - 2009

% of students scoring 70 or above on:	Our Middle School	Middle Schools with Students Like Ours
Algebra 1/Math for the Technologies 2	96.6	98.5
English 1	100.0	94.4
Physical Science	N/A	33.3
US History and the Constitution	N/A	N/A
All Subjects	97.4	98.1

### SC PERFORMANCE GOAL

**2010 Goal:**  
*By 2010, SC's student achievement will be ranked in the top half of the states nationally. To achieve this goal, we must become one of the fastest improving systems in the country.*

**2020 Vision:**  
*By 2020 all students will graduate with the knowledge and skills necessary to compete successfully in the global economy, participate in a democratic society and contribute positively as members of families and communities.*

### Abbreviations Key

N/A Not Applicable N/AV Not Available N/C Not Collected N/R Not Reported I/S Insufficient Sample TBD To be determined  
 NI Newly Identified CSI Continuing School Improvement CA Corrective Action RP Plan to Restructure R Restructure DELAY School Improvement Status HOLD School Improvement Status

# Bryson Middle [Greenville]

## SCHOOL PROFILE

	Our School	Change from Last Year	Middle Schools with Students Like Ours	Median Middle School
<b>Students (n=1,207)</b>				
Students enrolled in high school credit courses (grades 7 & 8)	16.0%	Down from 25.2%	32.7%	21.6%
Retention rate	0.7%	Up from 0.5%	1.1%	1.2%
Attendance rate	95.6%	Down from 95.8%	96.2%	95.9%
Eligible for gifted and talented	15.2%	Down from 19.6%	20.4%	14.8%
With disabilities other than speech	12.6%	Down from 12.9%	11.1%	12.6%
Older than usual for grade	1.2%	Up from 1.1%	1.6%	2.5%
Out-of-school suspensions or expulsions for violent and/or criminal offenses	0.0%	Down from 0.5%	0.4%	0.6%
Annual dropout rate	0.0%	No Change	0.0%	0.0%
<b>Teachers (n=70)</b>				
Teachers with advanced degrees	60.0%	Up from 58.0%	60.6%	56.9%
Continuing contract teachers	80.0%	Up from 75.3%	75.9%	72.7%
Teachers with emergency or provisional certificates	6.3%	Down from 7.5%	4.6%	5.3%
Teachers returning from previous year	85.9%	Up from 82.9%	85.4%	82.9%
Teacher attendance rate	94.8%	Down from 96.2%	95.2%	95.2%
Average teacher salary*	\$45,909	Up 4.2%	\$47,448	\$46,599
Classes not taught by highly qualified teachers	2.7%	Down from 2.8%	0.7%	2.4%
Professional development days/teacher	5.3 days	Down from 14.6 days	10.2 days	10.8 days
<b>School</b>				
Principal's years at school	2.0	Up from 1.0	3.0	3.0
Student-teacher ratio in core subjects	26.3 to 1	Up from 26.0 to 1	21.7 to 1	20.1 to 1
Prime instructional time	90.0%	Down from 90.8%	90.2%	89.9%
Opportunities in the arts	Good	No Change	Good	Good
SACS accreditation	Yes	No Change	Yes	Yes
Parents attending conferences	96.6%	Down from 100.0%	99.4%	97.8%
Character development program	Average	Down from Good	Good	Good
Dollars spent per pupil**	\$5,374	Up 3.1%	\$6,765	\$7,645
Percent of expenditures for instruction**	66.5%	Down from 70.2%	65.3%	63.4%
Percent of expenditures for teacher salaries**	61.9%	Down from 63.1%	58.8%	57.0%
% of AYP objectives met	86.2%	Up from 62.1%	92.0%	90.5%

\* Length of contract = 185+ days.

\*\* Prior year audited financial data available.

## EVALUATION RESULTS

	Teachers	Students*	Parents*
Number of surveys returned	62	337	43
Percent satisfied with learning environment	83.9%	61.6%	74.4%
Percent satisfied with social and physical environment	79.0%	65.7%	60.5%
Percent satisfied with school-home relations	78.7%	84.0%	63.4%

\*Only students at the highest middle school grade level at this school and their parents were included.

## REPORT OF PRINCIPAL AND SCHOOL IMPROVEMENT COUNCIL

At Bryson Middle School, our vision is to be a community of learners that inspires and supports academic excellence and social responsibility. Professional development was a major focus this year. We were fortunate to be selected by the Alliance for Quality Education to receive a \$10,000 grant to support our efforts to become a Professional Learning Community (PLC) as described by Richard Dufour in his book, *Whatever It Takes*. Math and language arts teachers attended content-specific seminars each month that were provided by our district consultants. Along with that work, we provided training for teachers in the use of various technologies. Integrating technology into the curriculum is an ongoing goal.

Our music program continues to shine. Three students were selected for Greenville All-County Honors Band. A combined 7th and 8th grade band received a Superior Rating, and many other individual honors at the Showcase Music Festival at Six Flags over Georgia. Awards from the SC Band Directors Association include fifteen students awarded an Excellent rating for the Solo and Ensemble Festival. Our strings program is growing and prospering. The 6th grade orchestra earned a Superior Rating at the 2008 SC Music Educators Association Concert Festival. Our 7th and 8th grade orchestra won Superior Ratings at both Six Flags (2009) and Carowinds (2008) Music Festivals. Two students earned places in the SC Music Educators Association Junior Regional Orchestra (2009). Our chorus is outstanding. The 8th grade chorus was asked to be a demonstration choir for the music majors at Bob Jones University. The 7th and 8th grade students received a Superior First Place rating, most outstanding soprano section from the entire choral division, and most outstanding student accompanist at the Six Flags Music Festival in May. Three students were selected for All-State Chorus and 20 students were chosen for All-County Chorus.

Our academic program was supplemented with Academy of Reading and Compass Learning math classes. Using Measures of Academic progress (MAP) testing results, we can see positive trends in student achievement. Two major challenges to our academic program are lack of student motivation to do well and poor reading skills. Through our PLC groups, we will address both issues in the coming school year.

Our school is fortunate to have caring and dedicated teachers and staff, as well as a very supportive community. We will continue our quest to be an exemplary middle school.

Phillip Davie, Principal  
Kathy Wood, SIC Chairperson

Comprehensive detail, including definitions of ratings, performance criteria, and explanations of status, is available on [www.ed.sc.gov](http://www.ed.sc.gov) and [www.eoc.sc.gov](http://www.eoc.sc.gov) as well as school and school district websites.

Printed versions are available from school districts upon request.

### Abbreviations Key

N/A Not Applicable N/AV Not Available N/C Not Collected N/R Not Reported I/S Insufficient Sample TBD To be determined

NI Newly Identified CSI Continuing School Improvement CA Corrective Action RP Plan to Restructure R Restructure DELAY School Improvement Status HOLD School Improvement Status