



# SC Annual School Report Card Summary

**Johnson Middle  
Florence 4  
Grades: 6-8 Enrollment: 192  
Principal: Robert McDonald  
Superintendent: Dr. Bertha W. McCants  
Board Chair: Mrs. Rose Bacot**

## PERFORMANCE

Comprehensive detail, including definitions of ratings, performance criteria, and explanations of status, is available on [www.ed.sc.gov](http://www.ed.sc.gov) and [www.eoc.sc.gov](http://www.eoc.sc.gov) as well as school and school district websites. Printed versions are available from school districts upon request.

YEAR	ABSOLUTE RATING	GROWTH RATING	PALMETTO GOLD AND SILVER AWARD		AYP STATUS	NCLB IMPROVEMENT STATUS
			General Performance	Closing the Gap		
2009	Below Average	Below Average	TBD	TBD	Not Met	NI
2008	At-Risk	Below Average	N/A	N/A	Not Met	N/A
2007	At-Risk	At-Risk	N/A	N/A	Not Met	N/A

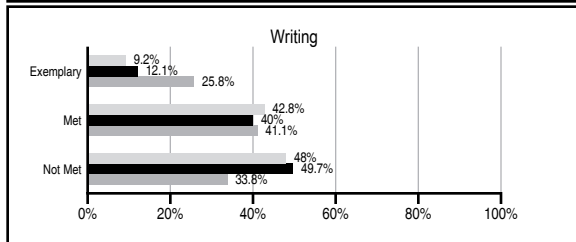
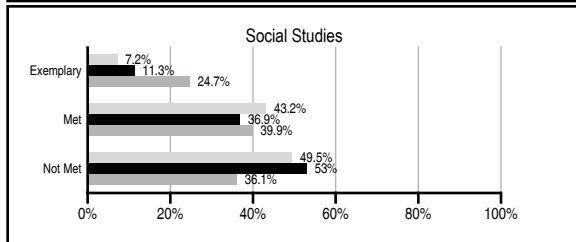
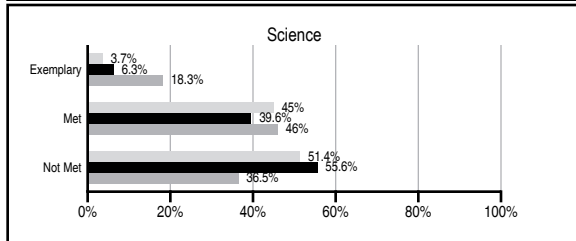
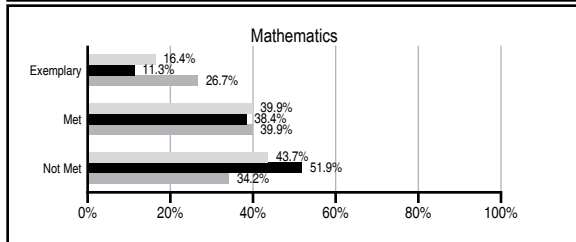
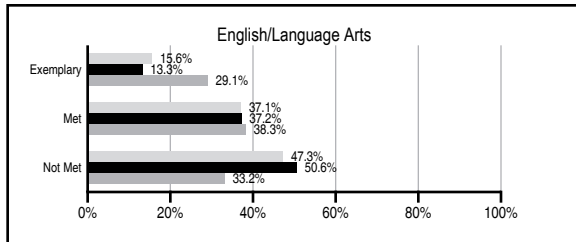
## ABSOLUTE RATINGS OF MIDDLE SCHOOLS WITH STUDENTS LIKE OURS\*

EXCELLENT	GOOD	AVERAGE	BELOW AVERAGE	AT-RISK
0	0	6	38	24

\* Ratings are calculated with data available by 06/01/2010. Schools with Students Like Ours are Middle Schools with Poverty Indices of no more than 5% above or below the index for this school.




## PASS PERFORMANCE

Our School Middle Schools with Students Like Ours Middle schools statewide



## NAEP PERFORMANCE\*

\* Performance reported for SC and nation, data not available at school level. Percentages at NAEP Achievement Levels.



## END OF COURSE TESTS - 2009

% of students scoring 70 or above on:	Our Middle School	Middle Schools with Students Like Ours
Algebra 1/Math for the Technologies 2	100.0	87.2
English 1	100.0	83.8
Physical Science	N/A	33.8
US History and the Constitution	N/A	N/A
All Subjects	100.0	85.5

## SC PERFORMANCE GOAL

**2010 Goal:**  
By 2010, SC's student achievement will be ranked in the top half of the states nationally. To achieve this goal, we must become one of the fastest improving systems in the country.

**2020 Vision:**  
By 2020 all students will graduate with the knowledge and skills necessary to compete successfully in the global economy, participate in a democratic society and contribute positively as members of families and communities.

### Abbreviations Key

N/A Not Applicable N/AV Not Available N/C Not Collected N/R Not Reported I/S Insufficient Sample TBD To be determined  
NI Newly Identified CSI Continuing School Improvement CA Corrective Action RP Plan to Restructure R Restructure DELAY School Improvement Status HOLD School Improvement Status

# Johnson Middle [Florence 4]

## SCHOOL PROFILE

	Our School	Change from Last Year	Middle Schools with Students Like Ours	Median Middle School
<b>Students (n=192)</b>				
Students enrolled in high school credit courses (grades 7 & 8)	12.8%	Up from 7.2%	15.6%	21.6%
Retention rate	0.5%	Down from 1.4%	2.2%	1.2%
Attendance rate	94.5%	Down from 94.8%	95.5%	95.9%
Eligible for gifted and talented	7.3%	Up from 6.9%	5.5%	14.8%
With disabilities other than speech	17.8%	Up from 16.5%	14.1%	12.6%
Older than usual for grade	3.1%	Down from 6.7%	5.0%	2.5%
Out-of-school suspensions or expulsions for violent and/or criminal offenses	0.0%	Down from 0.5%	0.3%	0.6%
Annual dropout rate	0.0%	No Change	0.0%	0.0%
<b>Teachers (n=23)</b>				
Teachers with advanced degrees	56.5%	Up from 44.4%	54.3%	56.9%
Continuing contract teachers	69.6%	Up from 66.7%	62.3%	72.7%
Teachers with emergency or provisional certificates	9.5%	Down from 16.7%	14.1%	5.3%
Teachers returning from previous year	84.8%	Up from 80.9%	76.4%	82.9%
Teacher attendance rate	94.9%	Down from 97.3%	94.7%	95.2%
Average teacher salary*	\$47,728	Up 9.4%	\$44,597	\$46,599
Classes not taught by highly qualified teachers	19.6%	Up from 17.0%	6.8%	2.4%
Professional development days/teacher	12.1 days	Down from 21.8 days	10.3 days	10.8 days
<b>School</b>				
Principal's years at school	1.0	No Change	2.0	3.0
Student-teacher ratio in core subjects	14.2 to 1	Down from 15.9 to 1	16.7 to 1	20.1 to 1
Prime instructional time	87.4%	Down from 89.5%	89.1%	89.9%
Opportunities in the arts	Good	No Change	Good	Good
SACS accreditation	No	No Change	Yes	Yes
Parents attending conferences	66.8%	Down from 88.8%	95.6%	97.8%
Character development program	Good	Down from Excellent	Good	Good
Dollars spent per pupil**	\$9,409	Up 51.5%	\$9,951	\$7,645
Percent of expenditures for instruction**	70.8%	Up from 70.4%	60.4%	63.4%
Percent of expenditures for teacher salaries**	59.3%	Down from 62.9%	53.7%	57.0%
% of AYP objectives met	76.9%	Up from 53.8%	88.2%	90.5%

\* Length of contract = 185+ days.

\*\* Prior year audited financial data available.

## EVALUATION RESULTS

	Teachers	Students*	Parents*
Number of surveys returned	19	55	17
Percent satisfied with learning environment	63.2%	63.6%	47.1%
Percent satisfied with social and physical environment	68.4%	60.0%	75.0%
Percent satisfied with school-home relations	41.2%	67.3%	64.7%

\*Only students at the highest middle school grade level at this school and their parents were included.

## REPORT OF PRINCIPAL AND SCHOOL IMPROVEMENT COUNCIL

The Johnson Middle School community has banded together to work toward increasing student achievement. We had a record turnout of over 200 people for our annual P.A.S.S. Night for Parents. The Timmonsville Boys and Girls Club sponsored numerous Ice Cream Socials, Pizza Parties, and even took students out to eat at area restaurants.

We focused on two things this year at JMS: Teaching and Learning. The teaching piece was enhanced by a book study of Classroom Motivation From A to Z by Blackburn. A consultant was secured to facilitate sessions on incorporating various instructional strategies into the classroom. Using Robert Marzano's Classroom Instruction That Works as the guide, the consultant was charged with developing in each teacher a number of different instructional strategies that they could take back to their classes and begin using immediately.

The Learning piece was implemented by administering pre/post tests and quarterly benchmark tests created from the Anderson Five Curriculum and Tests for Higher Standards item banks. These test results were analyzed to determine strengths and weaknesses and to inform teachers of areas needing to be re-taught.

We are pleased that 100% of our 8th grade students who took Algebra 1 passed the End of Course Test! We also had 100% of our 8th grade students who took English 1 pass the End of Course Test as well!

Johnson Middle School students excelled in other areas as well. A JMS student was the Superintendent's Writing Award District winner, and students were chosen to participate in the Eastern District Honor Band Clinic and in the Region 5 Honor Band Clinic.

A school-wide initiative to improve student literacy was implemented, during which daily 30-minute self-selected reading sessions were coupled with regular weekly reading conferences between teachers and students. Additionally, students participated in the Accelerated Reader Program, for which frequent opportunities for incentives were available.

Things are looking up for Johnson Middle School, "Where Every Child Is A Priority!"

Robert McDonald, Principal  
Bonnie Thomas, School Improvement Council Chairperson

Comprehensive detail, including definitions of ratings, performance criteria, and explanations of status, is available on [www.ed.sc.gov](http://www.ed.sc.gov) and [www.eoc.sc.gov](http://www.eoc.sc.gov) as well as school and school district websites.

Printed versions are available from school districts upon request.

### Abbreviations Key

N/A Not Applicable N/AV Not Available N/C Not Collected N/R Not Reported I/S Insufficient Sample TBD To be determined

NI Newly Identified CSI Continuing School Improvement CA Corrective Action RP Plan to Restructure R Restructure DELAY School Improvement Status HOLD School Improvement Status