

# SC Annual School Report Card Summary

**Clover High**  
**Clover**  
**Grades: 9-12** Enrollment: 1,825  
**Principal: Dr. Tommy Schmolze**  
**Superintendent: Dr. Marc Sosne**  
**Board Chair: Franklin Pendleton**

## PERFORMANCE

Comprehensive detail, including definitions of ratings, performance criteria, and explanations of status, is available on [www.ed.sc.gov](http://www.ed.sc.gov) and [www.eoc.sc.gov](http://www.eoc.sc.gov) as well as school and school district websites. Printed versions are available from school districts upon request.

YEAR	ABSOLUTE RATING	GROWTH RATING	PALMETTO GOLD AND SILVER AWARD		AYP STATUS	NCLB IMPROVEMENT STATUS
			General Performance	Closing the Gap		
2009	Average	At-Risk	TBD	TBD	Not Met	N/A
2008	Excellent	Excellent	Gold	Silver	Not Met	N/A
2007	Average	At-Risk	N/A	N/A	Not Met	N/A

## ABSOLUTE RATINGS OF HIGH SCHOOLS WITH STUDENTS LIKE OURS\*

EXCELLENT	GOOD	AVERAGE	BELOW AVERAGE	AT-RISK
3	2	9	1	0

\*Ratings are calculated with data available by 03/23/2010. Schools with Students Like Ours are High Schools with Poverty Indices of no more than 5% above or below the index for this school.

## HIGH SCHOOL ASSESSMENT PROGRAM(HSAP) EXAM PASSAGE RATE(%): SECOND YEAR STUDENTS

	Our High School		High Schools with Students Like Ours	
	2008	2009	2008	2009
Passed 2 subtests (%)	84.6%	80.4%	87.3%	83.4%
Passed 1 subtest (%)	9.1%	12.3%	7.3%	10.1%
Passed no subtests (%)	6.2%	7.2%	6.2%	7.5%

## HSAP PASSAGE RATE (%) BY SPRING 2009

	Our High School	High Schools with Students Like Ours
Passage Rate	95.5%	95.8%

## ON-TIME GRADUATION RATE

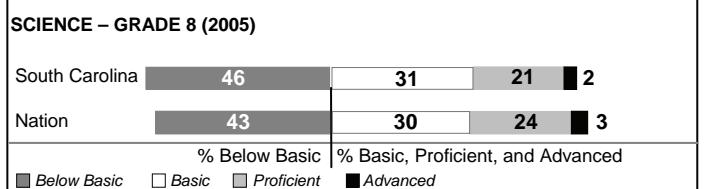


	Our High School	High Schools with Students Like Ours
Number of students	466	347
Number of Diplomas	366	261
Rate (%)	78.5%	70.4%

## END OF COURSE TESTS - 2009

% of students scoring 70 or above on:	Our High School	High Schools with Students Like Ours
Algebra 1/Math for the Technologies 2	73.2%	80.5%
English 1	69.9%	74.0%
Physical Science	72.2%	65.4%
US History and the Constitution	59.8%	51.5%
All Tests	68.2%	67.4%

## NAEP PERFORMANCE\*

\* Performance reported for SC and nation, data not available at school level. Percentages at NAEP Achievement Levels.



## SC PERFORMANCE GOAL

### 2010 Goal:

*By 2010, SC's student achievement will be ranked in the top half of the states nationally. To achieve this goal, we must become one of the fastest improving systems in the country.*

### 2020 Vision:

*By 2020 all students will graduate with the knowledge and skills necessary to compete successfully in the global economy, participate in a democratic society and contribute positively as members of families and communities.*

### Abbreviations Key

N/A Not Applicable N/AV Not Available N/C Not Collected N/R Not Reported I/S Insufficient Sample TBD To be determined  
 NI Newly Identified CSI Continuing School Improvement CA Corrective Action RP Plan to Restructure R Restructure DELAY School Improvement Status HOLD School Improvement Status

# Clover High [Clover]

## SCHOOL PROFILE

	Our School	Change from Last Year	High Schools with Students Like Ours	Median High School
<b>Students (n=1,825)</b>				
Retention rate	3.7%	Down from 5.2%	4.2%	4.8%
Attendance rate	95.7%	Up from 95.2%	96.3%	95.5%
Eligible for gifted and talented	15.0%	Down from 15.7%	15.4%	9.2%
With disabilities other than speech	8.4%	Down from 8.9%	9.9%	12.6%
Older than usual for grade	5.4%	Down from 6.1%	6.5%	8.6%
Out-of-school suspensions or expulsions for violent and/or criminal offenses	5.9%	Down from 6.5%	1.6%	1.2%
Enrolled in AP/IB programs	6.9%	No Change	20.8%	13.2%
Successful on AP/IB exams	58.7%	Down from 84.4%	60.9%	55.6%
Eligible for LIFE Scholarship	57.0%	Up from 31.3%	37.1%	29.8%
Annual dropout rate	4.7%	Up from 4.1%	3.6%	3.5%
Career/technology students in co-curricular organizations	14.2%	Down from 14.5%	3.3%	3.0%
Enrollment in career/technology courses	1328	Down from 1330	809	523
Career/technology students attaining technical skills	82.1%	Down from 83.2%	83.6%	79.3%
<b>Teachers (n=122)</b>				
Teachers with advanced degrees	56.6%	Down from 58.6%	63.3%	58.6%
Continuing contract teachers	71.3%	Down from 74.1%	72.5%	71.6%
Teachers with emergency or provisional certificates	4.4%	Down from 4.8%	6.5%	8.1%
Teachers returning from previous year	90.3%	Up from 87.2%	86.4%	85.0%
Teacher attendance rate	95.4%	Down from 95.7%	95.4%	95.5%
Average teacher salary*	\$49,702	Up 3.0%	\$49,591	\$47,761
Classes not taught by highly qualified teachers	3.4%	Up from 2.0%	2.4%	3.5%
Professional development days/teacher	7.1 days	Down from 18.8 days	8.2 days	10.8 days
<b>School</b>				
Principal's years at school	1.0	Down from 9.0	3.0	3.0
Student-teacher ratio in core subjects	27.8 to 1	Down from 28.1 to 1	26.3 to 1	26.1 to 1
Prime instructional time	90.4%	Up from 86.2%	90.8%	89.8%
Dollars spent per pupil**	\$7,348	Up 6.9%	\$6,872	\$7,883
Percent of expenditures for teacher salaries**	59.6%	Up from 58.7%	57.6%	54.1%
Percent of expenditures for instruction**	63.6%	Up from 63.3%	62.1%	60.2%
Opportunities in the arts	Excellent	No Change	Excellent	Excellent
SACS accreditation	Yes	No Change	Yes	Yes
Parents attending conferences	99.0%	Up from 96.0%	97.7%	95.8%
Character development program	Excellent	No Change	Good	Good
% of AYP objectives met	76.5%	Down from 85.7%	75.1%	64.7%

\* Length of contract = 185+ days.

\*\* Prior year audited financial data available.

## REPORT OF PRINCIPAL AND SCHOOL IMPROVEMENT COUNCIL

Clover High School serves all students in grades nine through twelve in the school district.

We are very fortunate at Clover High to be serving students in a community that supports our initiatives and believes in the power of education. We continued to work with our Professional Learning Teams as we modified strategies developed by the Schlechty Center for Leadership Reform to increase engagement in the classroom. We have expanded our virtual learning opportunities to provide more flexibility for our students, allowing for more advanced class offerings and more effective scheduling.

CHS has once again seen a climb in the composite SAT score (1025) and an excellent four-year graduation rate. These data, along with others, helped CHS receive an Absolute Rating of Excellent as well as an Excellent Improvement Rating on the 2008 school report card and a designation of Palmetto Gold status.

The tradition of excellence continued, as we celebrated numerous achievements in academics and school activities. 118 seniors scored over 1000 on the composite math/verbal sections of the SAT—the most in CHS history. These same seniors earned over six million dollars in scholarship monies for college. CHS had a National Merit Finalist winner, a National Achievement Scholarship recipient, and a National Hispanic Scholar Finalist. The student council won the Gold Gavel award and the AFJROTC corps was cited as a national distinguished unit winner. Our Career and Tech Ed students placed in many state and national competitions. The chorus won another state title, and the band earned their 11th Outstanding Performance Award as well as winter guard, concert, and marching percussion state titles. Our student-athletes were awarded All-Area, All-Region, and All-State selections.

Tommy Schmolze, Principal  
Yvonne McElwee, SIC Chair

## EVALUATION RESULTS

	Teachers	Students*	Parents*
Number of surveys returned	61	418	238
Percent satisfied with learning environment	93.4%	81.3%	88.2%
Percent satisfied with social and physical environment	100.0%	87.4%	80.0%
Percent satisfied with school-home relations	68.9%	87.2%	74.2%

\*Only students at the highest high school grade level at this school and their parents were included.

Comprehensive detail, including definitions of ratings, performance criteria, and explanations of status, is available on [www.ed.sc.gov](http://www.ed.sc.gov) and [www.eoc.sc.gov](http://www.eoc.sc.gov) as well as school and school district websites.

Printed versions are available from school districts upon request.

### Abbreviations Key

N/A Not Applicable N/AV Not Available N/C Not Collected N/R Not Reported I/S Insufficient Sample TBD To be determined

NI Newly Identified CSI Continuing School Improvement CA Corrective Action RP Plan to Restructure R Restructure DELAY School Improvement Status HOLD School Improvement Status