

SC Annual School Report Card Summary

**Greer High
Greenville**
Grades: 9-12 **Enrollment: 1,258**
Principal: Mr. Marion Waters
Superintendent: Dr. Phinnize J. Fisher
Board Chair: Megan Hickerson

PERFORMANCE

Comprehensive detail, including definitions of ratings, performance criteria, and explanations of status, is available on www.ed.sc.gov and www.eoc.sc.gov as well as school and school district websites. Printed versions are available from school districts upon request.

YEAR	ABSOLUTE RATING	GROWTH RATING	PALMETTO GOLD AND SILVER AWARD		AYP STATUS	NCLB IMPROVEMENT STATUS
			General Performance	Closing the Gap		
2009	Average	Good	TBD	TBD	Not Met	N/A
2008	Average	Good	Silver	Silver	Not Met	N/A
2007	Below Average	Below Average	N/A	N/A	Met	N/A

ABSOLUTE RATINGS OF HIGH SCHOOLS WITH STUDENTS LIKE OURS*

EXCELLENT	GOOD	AVERAGE	BELOW AVERAGE	AT-RISK
2	7	18	0	0

*Ratings are calculated with data available by 03/23/2010. Schools with Students Like Ours are High Schools with Poverty Indices of no more than 5% above or below the index for this school.

HIGH SCHOOL ASSESSMENT PROGRAM(HSAP) EXAM PASSAGE RATE(%): SECOND YEAR STUDENTS

	Our High School		High Schools with Students Like Ours	
	2008	2009	2008	2009
Passed 2 subtests (%)	82.8%	76.6%	83.1%	78.2%
Passed 1 subtest (%)	9.7%	12.8%	9.6%	12.0%
Passed no subtests (%)	7.5%	10.6%	7.6%	9.8%

HSAP PASSAGE RATE (%) BY SPRING 2009

	Our High School	High Schools with Students Like Ours
Passage Rate	93.0%	95.1%

ON-TIME GRADUATION RATE

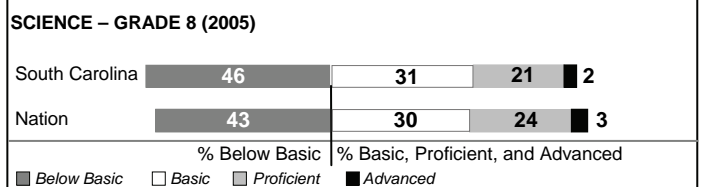


	Our High School	High Schools with Students Like Ours
Number of students	315	348
Number of Diplomas	244	258
Rate (%)	77.5%	74.9%

END OF COURSE TESTS - 2009

% of students scoring 70 or above on:	Our High School	High Schools with Students Like Ours
Algebra 1/Math for the Technologies 2	73.9%	74.9%
English 1	55.9%	65.6%
Physical Science	59.9%	58.5%
US History and the Constitution	49.3%	48.7%
All Tests	59.9%	61.3%

NAEP PERFORMANCE*

* Performance reported for SC and nation, data not available at school level. Percentages at NAEP Achievement Levels.



SC PERFORMANCE GOAL

2010 Goal:

By 2010, SC's student achievement will be ranked in the top half of the states nationally. To achieve this goal, we must become one of the fastest improving systems in the country.

2020 Vision:

By 2020 all students will graduate with the knowledge and skills necessary to compete successfully in the global economy, participate in a democratic society and contribute positively as members of families and communities.

Abbreviations Key

N/A Not Applicable N/AV Not Available N/C Not Collected N/R Not Reported I/S Insufficient Sample TBD To be determined
 NI Newly Identified CSI Continuing School Improvement CA Corrective Action RP Plan to Restructure R Restructure DELAY School Improvement Status HOLD School Improvement Status

Greer High [Greenville]

SCHOOL PROFILE

	Our School	Change from Last Year	High Schools with Students Like Ours	Median High School
Students (n=1,258)				
Retention rate	6.3%	Down from 8.5%	4.1%	4.8%
Attendance rate	93.9%	Down from 94.1%	95.5%	95.5%
Eligible for gifted and talented	10.1%	Up from 4.6%	12.8%	9.2%
With disabilities other than speech	11.7%	Down from 13.4%	12.6%	12.6%
Older than usual for grade	9.0%	Down from 9.8%	7.0%	8.6%
Out-of-school suspensions or expulsions for violent and/or criminal offenses	0.4%	Down from 0.5%	1.6%	1.2%
Enrolled in AP/IB programs	15.5%	Down from 16.2%	15.9%	13.2%
Successful on AP/IB exams	66.7%	Up from 55.5%	57.1%	55.6%
Eligible for LIFE Scholarship	29.9%	Down from 31.5%	32.8%	29.8%
Annual dropout rate	4.7%	Up from 4.1%	3.6%	3.5%
Career/technology students in co-curricular organizations	1.6%	Up from 1.2%	1.3%	3.0%
Enrollment in career/technology courses	656	Up from 633	717	523
Career/technology students attaining technical skills	78.6%	Up from 77.3%	79.9%	79.3%
Teachers (n=74)				
Teachers with advanced degrees	60.8%	Up from 54.7%	63.1%	58.6%
Continuing contract teachers	81.1%	Up from 69.3%	77.6%	71.6%
Teachers with emergency or provisional certificates	2.9%	Up from 1.8%	4.4%	8.1%
Teachers returning from previous year	86.8%	Up from 85.8%	87.3%	85.0%
Teacher attendance rate	96.2%	Down from 96.3%	95.9%	95.5%
Average teacher salary*	\$47,357	Up 7.1%	\$48,766	\$47,761
Classes not taught by highly qualified teachers	1.3%	Up from 0.3%	1.8%	3.5%
Professional development days/teacher	7.8 days	Down from 12.7 days	10.3 days	10.8 days
School				
Principal's years at school	15.0	Up from 14.0	6.8	3.0
Student-teacher ratio in core subjects	28.6 to 1	Up from 28.1 to 1	28.3 to 1	26.1 to 1
Prime instructional time	90.1%	Up from 89.6%	90.3%	89.8%
Dollars spent per pupil**	\$6,057	Up 11.0%	\$7,071	\$7,883
Percent of expenditures for teacher salaries**	55.9%	Up from 53.4%	55.2%	54.1%
Percent of expenditures for instruction**	58.5%	Up from 58.2%	60.0%	60.2%
Opportunities in the arts	Excellent	No Change	Excellent	Excellent
SACS accreditation	Yes	No Change	Yes	Yes
Parents attending conferences	100.0%	No Change	95.6%	95.8%
Character development program	Excellent	No Change	Good	Good
% of AYP objectives met	71.4%	Down from 91.7%	71.4%	64.7%

* Length of contract = 185+ days.

** Prior year audited financial data available.

REPORT OF PRINCIPAL AND SCHOOL IMPROVEMENT COUNCIL

Greer High School was recognized by the South Carolina Department of Education as a Silver Award Winner for improvement in student achievement during the 07-08 school year and for narrowing the achievement gap with gains made by select populations of students who have historically underperformed. The 2008-2009 school year had many positive highlights that will serve to support continued student achievement.

Instructional efforts focused on continued alignment of state learner standards to the various assessments that students face prior to leaving high school: High School Assessment Program, ACT, PSAT, SAT, MAP, and End-of-Course assessments. South Carolina learner standards and expectations for learning have been recognized by many educational experts nationally as being in the top five states in the nation for rigor and challenge. In working with our various stakeholders, teachers, parents, and students acknowledge that as the academic bar is raised, additional effort must be expanded in all areas for every student to succeed in meeting higher levels of academic achievement. The move to the 4x4 block schedule has afforded an opportunity to accelerate achievement for students in need of additional academic assistance in English and mathematics.

Efforts continue at improving graduation rates at Greer High School. Academic interventions included assisting students through the APEX Credit Recovery Program and the Twilight School. Greer High Faculty and Staff continue to utilize data reports for in-depth analysis of educational performance trends over time with the primary goal being continuous improvement. Greer High is an International Baccalaureate School, as well as a member of the Southern Regional Educational Board's High Schools That Work. Best practices from both reform efforts serve as the foundation for continuous improvement for every student's success.

Greer High School is committed to providing each and every student the most rigorous, challenging educational opportunity possible.

Marion Waters, Principal
Louise Gillespie, SIC Chairperson

EVALUATION RESULTS

	Teachers	Students*	Parents*
Number of surveys returned	71	232	56
Percent satisfied with learning environment	97.2%	76.1%	81.8%
Percent satisfied with social and physical environment	98.6%	79.3%	82.1%
Percent satisfied with school-home relations	90.1%	86.8%	73.2%

*Only students at the highest high school grade level at this school and their parents were included.

Comprehensive detail, including definitions of ratings, performance criteria, and explanations of status, is available on www.ed.sc.gov and www.eoc.sc.gov as well as school and school district websites.

Printed versions are available from school districts upon request.

Abbreviations Key

N/A Not Applicable N/AV Not Available N/C Not Collected N/R Not Reported I/S Insufficient Sample TBD To be determined

NI Newly Identified CSI Continuing School Improvement CA Corrective Action RP Plan to Restructure R Restructure DELAY School Improvement Status HOLD School Improvement Status