

# SC Annual School Report Card Summary

Timmonsville High  
 Florence 4  
 Grades: 9-12 Enrollment: 275  
 Principal: Dr. Dorothy McClam  
 Superintendent: Dr. Bertha W. McCants  
 Board Chair: Mrs. Rose Bacot

## PERFORMANCE

Comprehensive detail, including definitions of ratings, performance criteria, and explanations of status, is available on [www.ed.sc.gov](http://www.ed.sc.gov) and [www.eoc.sc.gov](http://www.eoc.sc.gov) as well as school and school district websites. Printed versions are available from school districts upon request.

YEAR	ABSOLUTE RATING	GROWTH RATING	PALMETTO GOLD AND SILVER AWARD		AYP STATUS	NCLB IMPROVEMENT STATUS
			General Performance	Closing the Gap		
2009	Below Average	At-Risk	TBD	TBD	Not Met	NI
2008	Average	Good	Silver	N/A	Not Met	N/A
2007	Average	Excellent	Gold	N/A	Met	N/A

## ABSOLUTE RATINGS OF HIGH SCHOOLS WITH STUDENTS LIKE OURS\*

EXCELLENT	GOOD	AVERAGE	BELOW AVERAGE	AT-RISK
2	3	4	11	13

\*Ratings are calculated with data available by 03/23/2010. Schools with Students Like Ours are High Schools with Poverty Indices of no more than 5% above or below the index for this school.

## HIGH SCHOOL ASSESSMENT PROGRAM(HSAP) EXAM PASSAGE RATE(%): SECOND YEAR STUDENTS

	Our High School		High Schools with Students Like Ours	
	2008	2009	2008	2009
Passed 2 subtests (%)	73.3%	66.7%	68.1%	58.9%
Passed 1 subtest (%)	13.3%	21.7%	16.4%	20.1%
Passed no subtests (%)	13.3%	11.6%	15.5%	23.3%

## HSAP PASSAGE RATE (%) BY SPRING 2009

	Our High School	High Schools with Students Like Ours
Passage Rate	88.5%	85.1%

## ON-TIME GRADUATION RATE

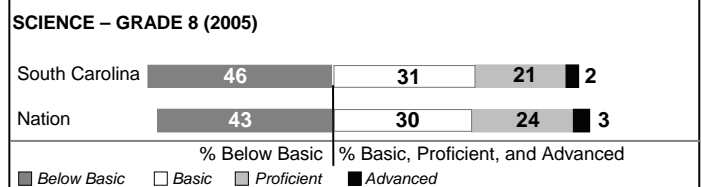


	Our High School	High Schools with Students Like Ours
Number of students	60	140
Number of Diplomas	45	94
Rate (%)	75.0%	63.7%

## END OF COURSE TESTS - 2009

% of students scoring 70 or above on:	Our High School	High Schools with Students Like Ours
Algebra 1/Math for the Technologies 2	48.0%	54.9%
English 1	34.6%	43.7%
Physical Science	27.2%	30.6%
US History and the Constitution	19.2%	18.9%
All Tests	32.0%	36.1%

## NAEP PERFORMANCE\*

\* Performance reported for SC and nation, data not available at school level. Percentages at NAEP Achievement Levels.



## SC PERFORMANCE GOAL

### 2010 Goal:

*By 2010, SC's student achievement will be ranked in the top half of the states nationally. To achieve this goal, we must become one of the fastest improving systems in the country.*

### 2020 Vision:

*By 2020 all students will graduate with the knowledge and skills necessary to compete successfully in the global economy, participate in a democratic society and contribute positively as members of families and communities.*

### Abbreviations Key

N/A Not Applicable N/AV Not Available N/C Not Collected N/R Not Reported I/S Insufficient Sample TBD To be determined  
 NI Newly Identified CSI Continuing School Improvement CA Corrective Action RP Plan to Restructure R Restructure DELAY School Improvement Status HOLD School Improvement Status

# Timmonsville High [Florence 4]

## SCHOOL PROFILE

	Our School	Change from Last Year	High Schools with Students Like Ours	Median High School
<b>Students (n=275)</b>				
Retention rate	3.8%	Down from 9.3%	7.9%	4.8%
Attendance rate	99.4%	Up from 97.0%	94.4%	95.5%
Eligible for gifted and talented	0.0%	No Change	3.5%	9.2%
With disabilities other than speech	16.3%	Up from 16.1%	13.9%	12.6%
Older than usual for grade	11.3%	Down from 15.2%	11.9%	8.6%
Out-of-school suspensions or expulsions for violent and/or criminal offenses	0.4%	Down from 0.7%	1.3%	1.2%
Enrolled in AP/IB programs	0.0%	Down from 14.0%	5.9%	13.2%
Successful on AP/IB exams	N/A	N/A	44.4%	55.6%
Eligible for LIFE Scholarship	30.8%	Up from 25.5%	28.6%	29.8%
Annual dropout rate	4.2%	Down from 4.4%	3.7%	3.5%
Career/technology students in co-curricular organizations	11.6%	Up from 9.6%	3.9%	3.0%
Enrollment in career/technology courses	157	Down from 198	337	523
Career/technology students attaining technical skills	85.3%	Up from 77.1%	78.6%	79.3%
<b>Teachers (n=21)</b>				
Teachers with advanced degrees	47.6%	Down from 50.0%	53.9%	58.6%
Continuing contract teachers	66.7%	Up from 53.8%	60.4%	71.6%
Teachers with emergency or provisional certificates	21.1%	Down from 39.1%	19.1%	8.1%
Teachers returning from previous year	71.2%	Down from 77.2%	76.1%	85.0%
Teacher attendance rate	95.5%	Down from 96.7%	95.6%	95.5%
Average teacher salary*	\$49,095	Up 8.4%	\$45,410	\$47,761
Classes not taught by highly qualified teachers	22.3%	Down from 28.3%	10.6%	3.5%
Professional development days/teacher	10.3 days	Down from 24.3 days	10.6 days	10.8 days
<b>School</b>				
Principal's years at school	1.0	Down from 2.0	2.0	3.0
Student-teacher ratio in core subjects	21.6 to 1	Down from 22.3 to 1	21.8 to 1	26.1 to 1
Prime instructional time	91.2%	Up from 90.7%	89.0%	89.8%
Dollars spent per pupil**	\$9,776	Up 7.0%	\$9,776	\$7,883
Percent of expenditures for teacher salaries**	57.8%	Up from 57.6%	53.1%	54.1%
Percent of expenditures for instruction**	63.4%	Down from 65.7%	60.0%	60.2%
Opportunities in the arts	Good	No Change	Good	Excellent
SACS accreditation	No	No Change	Yes	Yes
Parents attending conferences	90.8%	Up from 89.5%	92.6%	95.8%
Character development program	Good	No Change	Good	Good
% of AYP objectives met	76.9%	Down from 90.9%	53.8%	64.7%

\* Length of contract = 185+ days.

\*\* Prior year audited financial data available.

## EVALUATION RESULTS

	Teachers	Students*	Parents*
Number of surveys returned	26	44	12
Percent satisfied with learning environment	57.7%	38.6%	41.7%
Percent satisfied with social and physical environment	76.9%	39.5%	45.5%
Percent satisfied with school-home relations	32.0%	65.9%	58.3%

\*Only students at the highest high school grade level at this school and their parents were included.

## REPORT OF PRINCIPAL AND SCHOOL IMPROVEMENT COUNCIL

Timmonsville High School has experienced many successes this school year. Before the beginning of the 2008-2009 school year, our faculty came together and developed a shared vision for Timmonsville High School. Through the diligent efforts of our students, faculty, and staff, Timmonsville High School was recognized as a Palmetto Silver Award recipient. This follows last year's recognition as a Palmetto Gold Award recipient.

Quarterly recognition of academic achievement, perfect attendance, and positive behavior was continued this year. To positively impact student achievement, the quarterly Academic Achievement Awards Program was implemented in addition to the monthly celebrations for students who demonstrate positive behavior. Our annual Salute to Education Banquet is a celebration of academic achievement honoring outstanding students in content areas and students who have achieved a GPA of 3.5 and higher.

Our students have also excelled in career and technology, the arts, and athletics. CATE students placed in Skills USA and earned high honors at South Carolina State University's Science and Technology Day. Jobs for South Carolina Graduates' students placed in several areas at the JAG-SC State Career Development Conference. The Marching Whirlwinds participated in and placed in state and national competitions. Band students earned positions on the Eastern District Honor Band, the Region 5 Honor Band, and the USC Honor Band. The Whirlwinds ended both the football and basketball seasons in second place in the region. Our Lady Whirlwinds won the region's championship and their coach was named Coach of the Year. In track and field, the Whirlwinds placed in the state championship with one member of the team earning a state championship for the third consecutive year.

District staff development was conducted on creating assessments, differentiated instruction, and conflict resolution. Administrators and teachers facilitated school-level staff development, and teachers in each department presented outstanding demonstration lessons each month.

Our 2009 graduates earned \$480,000.00 in scholarships, among whom are our first Jobs for South Carolina Graduates.

We are proud of all of the accomplishments of our students and faculty. Our vision for Timmonsville High School is building character and impacting student achievement in a caring school community. Through the realization of this vision, we will continue to celebrate our progress while we remain focused on academic achievement and character development.

Dorothy McClam, Ed. D., Principal  
Ellis Rogers, SIC Chairperson

Comprehensive detail, including definitions of ratings, performance criteria, and explanations of status, is available on [www.ed.sc.gov](http://www.ed.sc.gov) and [www.eoc.sc.gov](http://www.eoc.sc.gov) as well as school and school district websites.

Printed versions are available from school districts upon request.

### Abbreviations Key

N/A Not Applicable N/AV Not Available N/C Not Collected N/R Not Reported I/S Insufficient Sample TBD To be determined

NI Newly Identified CSI Continuing School Improvement CA Corrective Action RP Plan to Restructure R Restructure DELAY School Improvement Status HOLD School Improvement Status