



SC Annual School Report Card Summary

Fort Mill Elementary
 Fort Mill
 Grades: K-5 Enrollment: 875
 Principal: Karen H. Helms
 Superintendent: Dr. V. Keith Callicutt
 Board Chair: Jan Smiley

PERFORMANCE

Comprehensive detail, including definitions of ratings, performance criteria, and explanations of status, is available on www.ed.sc.gov and www.eoc.sc.gov as well as school and school district websites. Printed versions are available from school districts upon request.

YEAR	ABSOLUTE RATING	GROWTH RATING	PALMETTO GOLD AND SILVER AWARD		AYP STATUS	NCLB IMPROVEMENT STATUS
			General Performance	Closing the Gap		
2009	Excellent	Good	TBD	TBD	Met	N/A
2008	Good	Average	N/A	N/A	Not Met	N/A
2007	Good	Below Average	N/A	N/A	Met	N/A

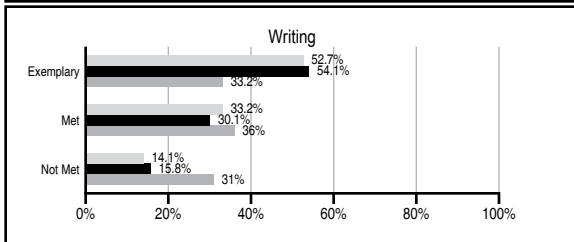
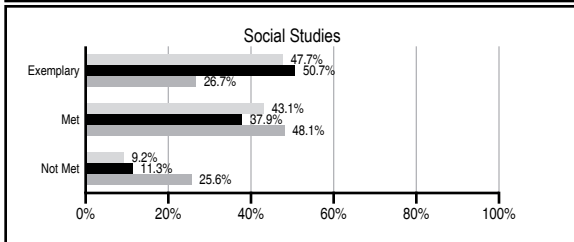
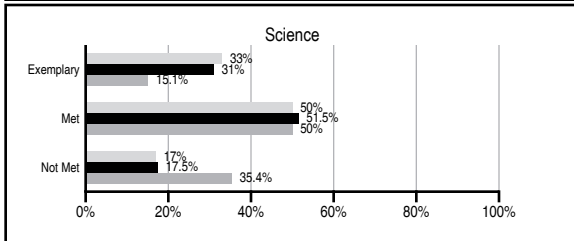
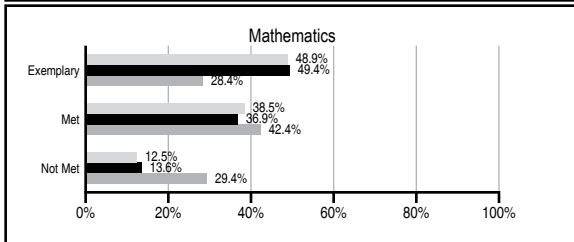
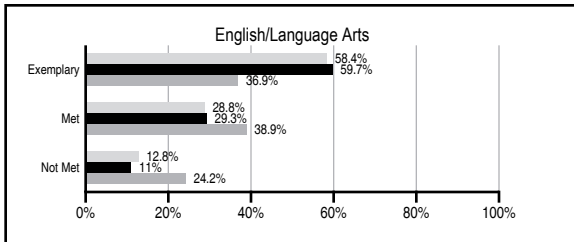
ABSOLUTE RATINGS OF ELEMENTARY SCHOOLS WITH STUDENTS LIKE OURS*

EXCELLENT	GOOD	AVERAGE	BELOW AVERAGE	AT-RISK
19	1	2	0	0

* Ratings are calculated with data available by 06/01/2010. Schools with Students Like Ours are Elementary Schools with Poverty Indices of no more than 5% above or below the index for this school.

PASS PERFORMANCE

Our School
 Elementary Schools with Students Like Ours
 Elementary schools statewide



NAEP PERFORMANCE*

* Performance reported for SC and nation, data not available at school level. Percentages at NAEP Achievement Levels.



SC PERFORMANCE GOAL

2010 Goal:
 By 2010, SC's student achievement will be ranked in the top half of the states nationally. To achieve this goal, we must become one of the fastest improving systems in the country.

2020 Vision:
 By 2020 all students will graduate with the knowledge and skills necessary to compete successfully in the global economy, participate in a democratic society and contribute positively as members of families and communities.

Abbreviations Key

N/A Not Applicable N/AV Not Available N/C Not Collected N/R Not Reported I/S Insufficient Sample TBD To be determined

NI Newly Identified CSI Continuing School Improvement CA Corrective Action RP Plan to Restructure R Restructure DELAY School Improvement Status HOLD School Improvement Status

Fort Mill Elementary [Fort Mill]

SCHOOL PROFILE

	Our School	Change from Last Year	Elementary Schools with Students Like Ours	Median Elementary School
Students (n=875)				
Retention rate	0.6%	Down from 1.0%	1.1%	1.9%
Attendance rate	97.0%	No Change	96.8%	96.3%
Eligible for gifted and talented	20.9%	Down from 26.1%	27.3%	10.0%
With disabilities other than speech	7.5%	Down from 8.4%	6.5%	7.7%
Older than usual for grade	0.0%	Down from 0.2%	0.1%	0.5%
Out-of-school suspensions or expulsions for violent and/or criminal offenses	0.0%	No Change	0.0%	0.0%
Teachers (n=66)				
Teachers with advanced degrees	48.5%	Down from 53.2%	64.3%	59.4%
Continuing contract teachers	75.8%	Up from 69.4%	82.1%	80.0%
Teachers with emergency or provisional certificates	0.0%	Down from 2.3%	0.0%	0.0%
Teachers returning from previous year	85.1%	Down from 85.8%	87.6%	85.9%
Teacher attendance rate	94.8%	Down from 94.9%	94.9%	95.1%
Average teacher salary*	\$45,840	Up 2.4%	\$48,233	\$47,149
Classes not taught by highly qualified teachers	1.1%	Up from 0.0%	0.2%	0.0%
Professional development days/teacher	13.7 days	Up from 12.4 days	10.5 days	11.1 days
School				
Principal's years at school	8.0	Up from 0.1	4.3	4.0
Student-teacher ratio in core subjects	16.6 to 1	Up from 16.2 to 1	20.2 to 1	18.8 to 1
Prime instructional time	90.2%	Up from 89.2%	90.5%	90.4%
Opportunities in the arts	Good	No Change	Good	Good
SACS accreditation	Yes	No Change	Yes	Yes
Parents attending conferences	100.0%	No Change	100.0%	100.0%
Character development program	Good	No Change	Excellent	Excellent
Dollars spent per pupil**	\$7,166	Up 16.8%	\$7,019	\$7,458
Percent of expenditures for instruction**	74.1%	Up from 73.8%	74.1%	68.8%
Percent of expenditures for teacher salaries**	72.7%	Up from 71.9%	68.6%	63.2%
% of AYP objectives met	100.0%	Up from 90.5%	100.0%	100.0%

* Length of contract = 185+ days.

** Prior year audited financial data available.

EVALUATION RESULTS

	Teachers	Students*	Parents*
Number of surveys returned	66	131	83
Percent satisfied with learning environment	98.5%	91.6%	94.0%
Percent satisfied with social and physical environment	100.0%	91.6%	95.1%
Percent satisfied with school-home relations	98.4%	89.3%	90.2%

*Only students at the highest elementary school grade level at this school and their parents were included.

Comprehensive detail, including definitions of ratings, performance criteria, and explanations of status, is available on www.ed.sc.gov and www.eoc.sc.gov as well as school and school district websites.

Printed versions are available from school districts upon request.

REPORT OF PRINCIPAL AND SCHOOL IMPROVEMENT COUNCIL

At FMES, our children continue to excel in academics and personal development. One method for measuring academic progress is through State-directed testing. 2008-09 is the last year for the Palmetto Achievement Challenge Test (PACT) results and the first for Palmetto Assessment of State Standards (PASS). Below are the '08 PACT results, with results from '07 year shown in parentheses. 3rd Grade continues to meet state standards: Math = 89.1% (93.6% in '07), English/Language Arts (ELA) = 94.6% (98%); Science = 87.5% (84.7%); and Social Studies = 91.8% (94.5%). 4th Grade shows significant improvement in science: Math = 98.1% (87.1% in '07); ELA = 97.2% (94.9%); Science = 92.9% (69.4%); and Social Studies = 94.7% (85.1%). 5th Grade has challenges in math and science: Math = 88.5% (94.4% in '07); ELA = 89.2% (93.2%); Science = 75.0% (81.7%); and Social Studies = 86.6% (83.3%).

In addition to receiving good PACT results, FMES received the State's "Closing the Gap" Award during the 2007/2008 school year. We continued with enrichment programs—Thinking Maps, Best Practices in Reading, and our Math Lab. We expanded the bank of enrichment lessons for higher performing students in grades K-2. We implemented the FASTT Math program in all grades. Every 2nd Grader now has the opportunity to participate in the "Sunrise Reader Book Club," where they read to an older "buddy." Every 1st Grader now has the opportunity to participate in the "Backpack Readers Club" that encourages students to read the classics. We hosted a 3rd grade "Math Night" so parents could better prepare children for upcoming testing. We conducted our first annual S.P.Y. (Science Promoted for Youth) Day, which included a full day of students and teachers working with engineers from General Dynamics on experiments using lasers, infrared cameras, sensors, and other high-tech devices. Our students also experienced several unique learning experiences outside the classroom during field trips to local places such as Biz Town (sponsored by Junior Achievement), Brattonsville, Daniel Stowe Botanical Gardens, and Patchwork Tales.

As we have for many years, FMES continues to be very active in the community. Our students participated in many charitable events—raising funds for the Fort Mill Care Center, Humane Society, American Heart Association, and others. We funded scholarships for the Barrier Island field trips for 4th and 5th graders that provide critical hands-on education related to our coastal environment. We expanded our "Reading Partner Program" that has community volunteers read to students and help them improve their skills. Our PTO continues to be the cornerstone for our school and their contributions of time and energy seem to be limitless. FMES PTO sponsored 2 book fairs; hosted a family sock-hop dance attended by nearly 500 people; led a very successful Fall Festival; conducted regular social events at local restaurants and book store, and a list far too extensive to list here. A special thank you goes out to our PTO!

In 2008, we were challenged with space limitations, budget cuts, staff reductions, rezoning, and other significant issues. We worked through them with a focus on education and a positive, enthusiastic attitude. We thank the administrators, faculty, staff, parents, and local community for your outstanding and tireless service this past year.

Karen Helms, Principal
Jerry Snyder, School Improvement Council Chair

Abbreviations Key

N/A Not Applicable N/AV Not Available N/C Not Collected N/R Not Reported I/S Insufficient Sample TBD To be determined

NI Newly Identified CSI Continuing School Improvement CA Corrective Action RP Plan to Restructure R Restructure DELAY School Improvement Status HOLD School Improvement Status