

SC Annual School Report Card Summary

Riverview Elementary
 Fort Mill
 Grades: PK-5 Enrollment: 873
 Principal: Annette Chinchilla
 Superintendent: Dr. V. Keith Callicutt
 Board Chair: Jan Smiley

PERFORMANCE

Comprehensive detail, including definitions of ratings, performance criteria, and explanations of status, is available on www.ed.sc.gov and www.eoc.sc.gov as well as school and school district websites. Printed versions are available from school districts upon request.

YEAR	ABSOLUTE RATING	GROWTH RATING	PALMETTO GOLD AND SILVER AWARD		AYP STATUS	NCLB IMPROVEMENT STATUS
			General Performance	Closing the Gap		
2009	Excellent	Good	TBD	TBD	Met	N/A
2008	Good	Average	N/A	N/A	Not Met	N/A
2007	Good	Below Average	N/A	N/A	Met	N/A

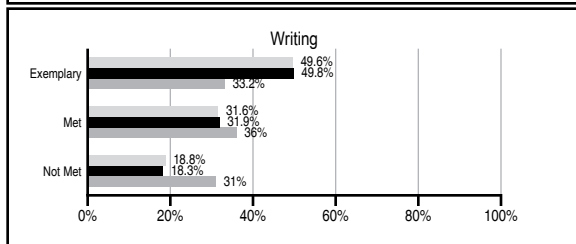
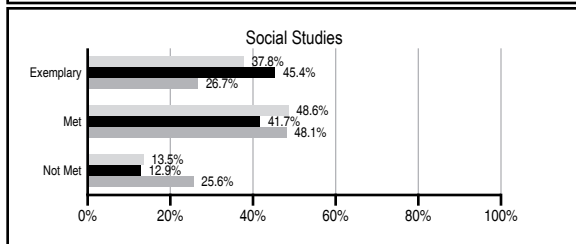
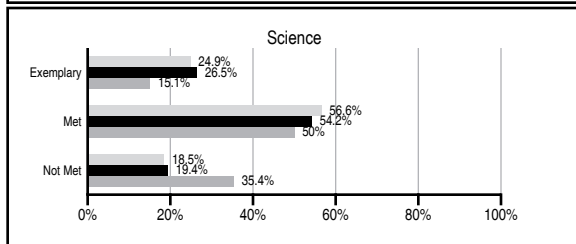
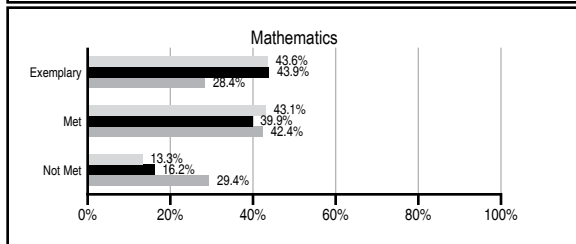
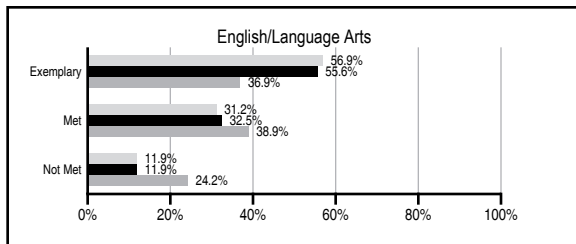
ABSOLUTE RATINGS OF ELEMENTARY SCHOOLS WITH STUDENTS LIKE OURS*

EXCELLENT	GOOD	AVERAGE	BELOW AVERAGE	AT-RISK
21	3	4	0	0

* Ratings are calculated with data available by 06/01/2010. Schools with Students Like Ours are Elementary Schools with Poverty Indices of no more than 5% above or below the index for this school.




PASS PERFORMANCE

Our School
 Elementary Schools with Students Like Ours
 Elementary schools statewide



NAEP PERFORMANCE*

* Performance reported for SC and nation, data not available at school level. Percentages at NAEP Achievement Levels.



SC PERFORMANCE GOAL

2010 Goal:
 By 2010, SC's student achievement will be ranked in the top half of the states nationally. To achieve this goal, we must become one of the fastest improving systems in the country.

2020 Vision:
 By 2020 all students will graduate with the knowledge and skills necessary to compete successfully in the global economy, participate in a democratic society and contribute positively as members of families and communities.

Abbreviations Key

N/A Not Applicable N/AV Not Available N/C Not Collected N/R Not Reported I/S Insufficient Sample TBD To be determined

NI Newly Identified CSI Continuing School Improvement CA Corrective Action RP Plan to Restructure R Restructure DELAY School Improvement Status HOLD School Improvement Status

Riverview Elementary [Fort Mill]

SCHOOL PROFILE

	Our School	Change from Last Year	Elementary Schools with Students Like Ours	Median Elementary School
Students (n=873)				
Retention rate	0.6%	Down from 1.2%	1.2%	1.9%
Attendance rate	96.4%	Down from 96.7%	96.7%	96.3%
Eligible for gifted and talented	16.4%	Up from 15.9%	23.1%	10.0%
With disabilities other than speech	6.3%	Up from 5.5%	5.8%	7.7%
Older than usual for grade	0.1%	Down from 0.4%	0.4%	0.5%
Out-of-school suspensions or expulsions for violent and/or criminal offenses	0.0%	Down from 0.1%	0.0%	0.0%
Teachers (n=71)				
Teachers with advanced degrees	66.2%	Up from 59.1%	63.3%	59.4%
Continuing contract teachers	69.0%	Down from 74.2%	82.1%	80.0%
Teachers with emergency or provisional certificates	0.0%	Down from 2.0%	0.0%	0.0%
Teachers returning from previous year	87.6%	Down from 87.9%	87.6%	85.9%
Teacher attendance rate	93.4%	Down from 94.7%	95.1%	95.1%
Average teacher salary*	\$46,323	Up 4.5%	\$48,337	\$47,149
Classes not taught by highly qualified teachers	0.0%	Down from 1.2%	0.0%	0.0%
Professional development days/teacher	21.7 days	Up from 13.5 days	10.9 days	11.1 days
School				
Principal's years at school	8.0	Up from 7.0	3.0	4.0
Student-teacher ratio in core subjects	18.7 to 1	Up from 16.4 to 1	19.9 to 1	18.8 to 1
Prime instructional time	88.1%	Down from 89.3%	91.0%	90.4%
Opportunities in the arts	Good	No Change	Good	Good
SACS accreditation	Yes	No Change	Yes	Yes
Parents attending conferences	96.8%	Down from 97.7%	100.0%	100.0%
Character development program	Below Average	No Change	Excellent	Excellent
Dollars spent per pupil**	\$6,982	Up 3.2%	\$6,698	\$7,458
Percent of expenditures for instruction**	73.2%	Up from 69.6%	73.1%	68.8%
Percent of expenditures for teacher salaries**	70.8%	Up from 67.9%	68.6%	63.2%
% of AYP objectives met	100.0%	Up from 85.7%	100.0%	100.0%

* Length of contract = 185+ days.

** Prior year audited financial data available.

EVALUATION RESULTS

	Teachers	Students*	Parents*
Number of surveys returned	42	121	51
Percent satisfied with learning environment	97.6%	92.4%	93.9%
Percent satisfied with social and physical environment	100.0%	91.7%	88.0%
Percent satisfied with school-home relations	97.6%	92.6%	91.8%

*Only students at the highest elementary school grade level at this school and their parents were included.

REPORT OF PRINCIPAL AND SCHOOL IMPROVEMENT COUNCIL

Riverview Elementary School is a true "neighborhood" school located in the suburban town of Fort Mill, SC. Traditionally, student growth has been limited because of the attendance area it serves. Unlike most of Fort Mill, where the groundbreaking of large housing developments are occurring, the housing areas in Riverview's attendance zone are established. On May 25, 2006, that changed. Since nearby Orchard Park Elementary and Gold Hill Elementary have nearly reached capacity, an enrollment freeze has been put in place. New students to the district who are in OPES or GHES attendance zones will enroll at Riverview instead until the 2009-10 school year begins. We are excited to have those new faces joining the RVES family!

Much of the growth in Fort Mill has been attributed to the lure of quality schools for the business employees and professionals of nearby metropolitan Charlotte, NC. The drive to the city of Charlotte is less than 15 miles. Fort Mill has been deemed by many as a "bedroom community" because of the large number of residences made up of people who work in Charlotte. The close proximity of our district to Charlotte and Rock Hill, SC, has provided our students and staff with opportunities of nearby colleges, museums, science centers, farms, libraries, parks, etc.

Riverview Elementary School has an approximate enrollment of over 900 students. We have classes ranging from Kindergarten through 5th grade and self-contained special needs classrooms. Additionally, Riverview houses the school district's only four-year-old half day Kindergarten program.

Our facility is a one-story structure, which opened in 1974. Renovations in 2000-2001 have given the interior a "new school" appearance. Nineteen new classrooms and a new gym were added to the existing building. Every existing classroom was upgraded with painting, cabinetry, and carpeting. The office area was completely remodeled as well. During the 2007-08 school year, mobile classrooms were added to increase classroom space. Student work, school colors, murals, and our rocket logo adorn the hallways of the school. We have a large gym, extensive media center with an AV studio, art room, music room, courtyard with butterfly garden and outdoor class space, three playgrounds, and two gifted and talented classrooms.

Annette Chinchilla, Principal
Nikki Page, School Improvement Council Chair

Comprehensive detail, including definitions of ratings, performance criteria, and explanations of status, is available on www.ed.sc.gov and www.eoc.sc.gov as well as school and school district websites.

Printed versions are available from school districts upon request.

Abbreviations Key

N/A Not Applicable N/AV Not Available N/C Not Collected N/R Not Reported I/S Insufficient Sample TBD To be determined

NI Newly Identified CSI Continuing School Improvement CA Corrective Action RP Plan to Restructure R Restructure DELAY School Improvement Status HOLD School Improvement Status