



SC Annual School Report Card Summary

Children's Attention Home
 Rock Hill
 Grades: K-8 Enrollment: 17
 Principal: Deana R Peterson
 Superintendent: Dr. Lynn P. Moody
 Board Chair: Bob Norwood

PERFORMANCE

Comprehensive detail, including definitions of ratings, performance criteria, and explanations of status, is available on www.ed.sc.gov and www.eoc.sc.gov as well as school and school district websites. Printed versions are available from school districts upon request.

YEAR	ABSOLUTE RATING	GROWTH RATING	PALMETTO GOLD AND SILVER AWARD		AYP STATUS	NCLB IMPROVEMENT STATUS
			General Performance	Closing the Gap		
2009	N/A	N/A	TBD	TBD	Not Met	NI
2008	N/A	N/A	N/A	N/A	Not Met	N/A
2007	Average	Good	Silver	N/A	Not Met	N/A

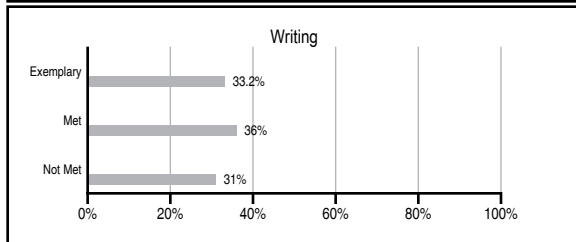
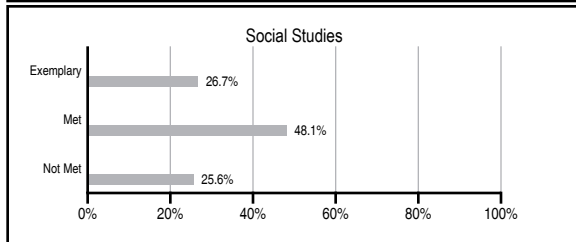
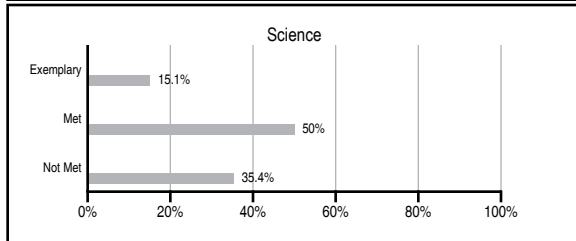
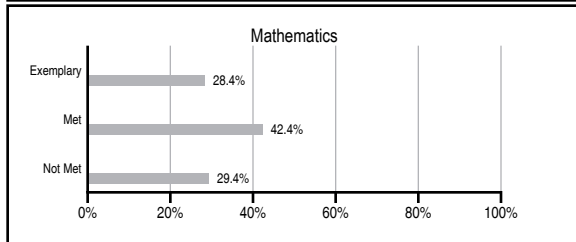
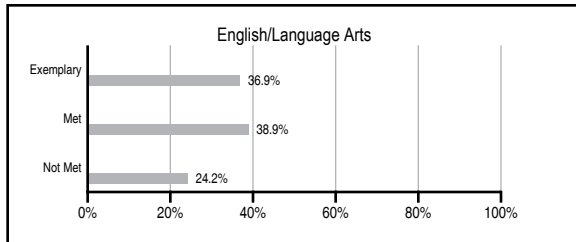
ABSOLUTE RATINGS OF ELEMENTARY SCHOOLS WITH STUDENTS LIKE OURS*

EXCELLENT	GOOD	AVERAGE	BELOW AVERAGE	AT-RISK
0	0	0	0	0

* Ratings are calculated with data available by 06/01/2010. Schools with Students Like Ours are Elementary Schools with Poverty Indices of no more than 5% above or below the index for this school.

PASS PERFORMANCE

Our School
 Elementary Schools with Students Like Ours
 Elementary schools statewide



NAEP PERFORMANCE*

* Performance reported for SC and nation, data not available at school level. Percentages at NAEP Achievement Levels.



SC PERFORMANCE GOAL

2010 Goal:
 By 2010, SC's student achievement will be ranked in the top half of the states nationally. To achieve this goal, we must become one of the fastest improving systems in the country.

2020 Vision:
 By 2020 all students will graduate with the knowledge and skills necessary to compete successfully in the global economy, participate in a democratic society and contribute positively as members of families and communities.

Abbreviations Key

N/A Not Applicable N/AV Not Available N/C Not Collected N/R Not Reported I/S Insufficient Sample TBD To be determined

NI Newly Identified CSI Continuing School Improvement CA Corrective Action RP Plan to Restructure R Restructure DELAY School Improvement Status HOLD School Improvement Status

Children's Attention Home [Rock Hill]

SCHOOL PROFILE

	Our School	Change from Last Year	Elementary Schools with Students Like Ours	Median Elementary School
Students (n=17)				
Retention rate	0.0%	No Change	2.4%	1.9%
Attendance rate	99.2%	Up from 99.1%	96.0%	96.3%
Eligible for gifted and talented	0.0%	N/A	2.8%	10.0%
With disabilities other than speech	31.8%	Up from 20.0%	7.4%	7.7%
Older than usual for grade	6.3%	Up from 0.0%	1.2%	0.5%
Out-of-school suspensions or expulsions for violent and/or criminal offenses	0.0%	No Change	0.0%	0.0%
Teachers (n=3)				
Teachers with advanced degrees	0.0%	No Change	55.9%	59.4%
Continuing contract teachers	0.0%	Down from 100.0%	70.6%	80.0%
Teachers with emergency or provisional certificates	N/A	N/A	0.0%	0.0%
Teachers returning from previous year	N/A	N/A	80.8%	85.9%
Teacher attendance rate	95.6%	Up from 92.5%	95.2%	95.1%
Average teacher salary*	I/S	I/S	\$45,444	\$47,149
Classes not taught by highly qualified teachers	0.0%	No Change	0.6%	0.0%
Professional development days/teacher	5.0 days	Down from 7.6 days	10.8 days	11.1 days
School				
Principal's years at school	0.0	Down from 1.0	2.0	4.0
Student-teacher ratio in core subjects	8.5 to 1	Up from 6.6 to 1	16.3 to 1	18.8 to 1
Prime instructional time	94.6%	Up from 90.8%	90.1%	90.4%
Opportunities in the arts	Poor	No Change	Good	Good
SACS accreditation	Yes	Up from No	Yes	Yes
Parents attending conferences	17.5%	N/R	100.0%	100.0%
Character development program	Average	No Change	Excellent	Excellent
Dollars spent per pupil**	N/A	N/A	\$8,899	\$7,458
Percent of expenditures for instruction**	N/A	N/A	68.4%	68.8%
Percent of expenditures for teacher salaries**	N/A	N/A	61.9%	63.2%
% of AYP objectives met	80.0%	Up from 40.0%	100.0%	100.0%

* Length of contract = 185+ days.

** Prior year audited financial data available.

EVALUATION RESULTS

	Teachers	Students*	Parents*
Number of surveys returned	N/A	N/A	N/A
Percent satisfied with learning environment	N/A	N/A	N/A
Percent satisfied with social and physical environment	N/A	N/A	N/A
Percent satisfied with school-home relations	N/A	N/A	N/A

*Only students at the highest elementary school grade level at this school and their parents were included.

REPORT OF PRINCIPAL AND SCHOOL IMPROVEMENT COUNCIL

The purpose of the Children's Attention Home Charter School is to provide individualized educational services to children who have been removed from their homes due to abuse, neglect, and/or abandonment and placed at the Children's Attention Home Emergency Shelter.

The teachers at the CAH Charter School receive special training provided by the Children's Home to deal with the social and emotional needs of the children. They also participate in professional development provided by the Rock Hill School District. All teachers participated in the South Carolina Charter Schools' Association April, 2009 three-day conference in Charleston.

During the 2008-09 school year, the Charter School Board made a decision to increase the school from 2 classrooms to 3 classrooms. With the assistance of funds raised by our association with Family Trust Credit Union and The Festival Golf Tournament, that goal will be realized for the 2009-10 school year. The Charter School will have a K-2 classroom, a grades 3-5 classroom, and a new grades 6-8 classroom.

Deana Peterson, Principal

Comprehensive detail, including definitions of ratings, performance criteria, and explanations of status, is available on www.ed.sc.gov and www.eoc.sc.gov as well as school and school district websites.

Printed versions are available from school districts upon request.

Abbreviations Key

N/A Not Applicable N/AV Not Available N/C Not Collected N/R Not Reported I/S Insufficient Sample TBD To be determined

NI Newly Identified CSI Continuing School Improvement CA Corrective Action RP Plan to Restructure R Restructure DELAY School Improvement Status HOLD School Improvement Status