



SC Annual School Report Card Summary

Mount Holly Elementary
Rock Hill
Grades: K-5 **Enrollment: 485**
Principal: C. Chris Beard
Superintendent: Dr. Lynn P. Moody
Board Chair: Bob Norwood

PERFORMANCE

Comprehensive detail, including definitions of ratings, performance criteria, and explanations of status, is available on www.ed.sc.gov and www.eoc.sc.gov as well as school and school district websites. Printed versions are available from school districts upon request.

YEAR	ABSOLUTE RATING	GROWTH RATING	PALMETTO GOLD AND SILVER AWARD		AYP STATUS	NCLB IMPROVEMENT STATUS
			General Performance	Closing the Gap		
2009	Good	Excellent	TBD	TBD	Met	N/A
2008	N/A	N/A	N/A	N/A	N/A	N/A
2007	N/A	N/A	N/A	N/A	N/A	N/A

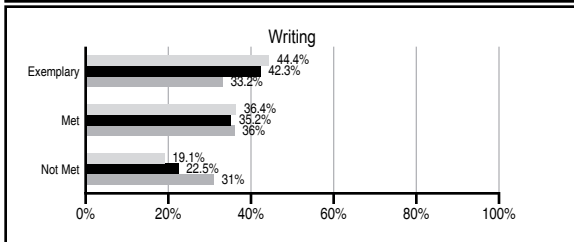
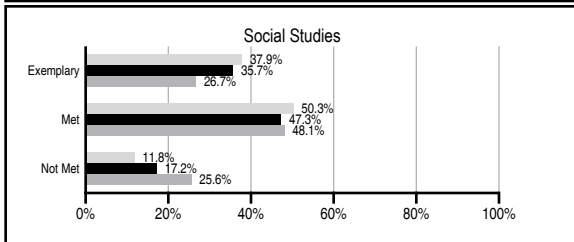
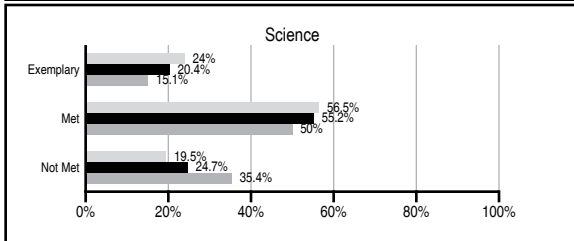
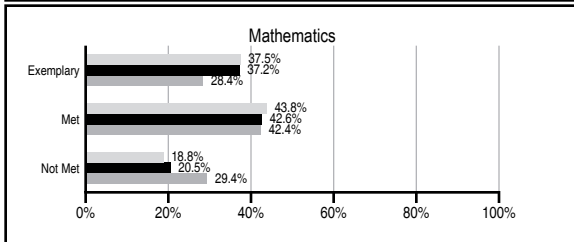
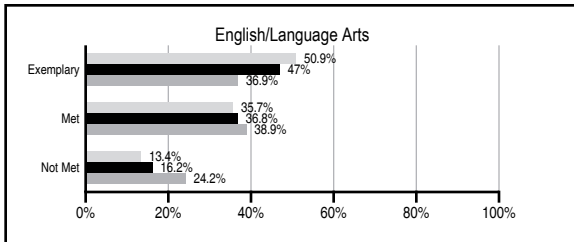
ABSOLUTE RATINGS OF ELEMENTARY SCHOOLS WITH STUDENTS LIKE OURS*

EXCELLENT	GOOD	AVERAGE	BELOW AVERAGE	AT-RISK
19	37	22	0	0

* Ratings are calculated with data available by 06/01/2010. Schools with Students Like Ours are Elementary Schools with Poverty Indices of no more than 5% above or below the index for this school.


PASS PERFORMANCE

Our School
 Elementary Schools with Students Like Ours
 Elementary schools statewide



NAEP PERFORMANCE*

* Performance reported for SC and nation, data not available at school level. Percentages at NAEP Achievement Levels.



SC PERFORMANCE GOAL

2010 Goal:
By 2010, SC's student achievement will be ranked in the top half of the states nationally. To achieve this goal, we must become one of the fastest improving systems in the country.

2020 Vision:
By 2020 all students will graduate with the knowledge and skills necessary to compete successfully in the global economy, participate in a democratic society and contribute positively as members of families and communities.

Abbreviations Key

N/A Not Applicable N/AV Not Available N/C Not Collected N/R Not Reported I/S Insufficient Sample TBD To be determined

NI Newly Identified CSI Continuing School Improvement CA Corrective Action RP Plan to Restructure R Restructure DELAY School Improvement Status HOLD School Improvement Status

Mount Holly Elementary [Rock Hill]

SCHOOL PROFILE

	Our School	Change from Last Year	Elementary Schools with Students Like Ours	Median Elementary School
Students (n=485)				
Retention rate	0.8%	N/A	1.5%	1.9%
Attendance rate	97.0%	N/A	96.6%	96.3%
Eligible for gifted and talented	9.5%	N/A	15.7%	10.0%
With disabilities other than speech	6.3%	N/A	6.8%	7.7%
Older than usual for grade	0.0%	N/A	0.3%	0.5%
Out-of-school suspensions or expulsions for violent and/or criminal offenses	0.2%	N/R	0.0%	0.0%
Teachers (n=31)				
Teachers with advanced degrees	45.2%	N/A	61.4%	59.4%
Continuing contract teachers	74.2%	N/A	84.0%	80.0%
Teachers with emergency or provisional certificates	0.0%	N/A	0.0%	0.0%
Teachers returning from previous year	N/A	N/A	87.7%	85.9%
Teacher attendance rate	95.2%	N/R	95.1%	95.1%
Average teacher salary*	\$45,174	I/S	\$48,458	\$47,149
Classes not taught by highly qualified teachers	0.0%	N/A	0.0%	0.0%
Professional development days/teacher	7.4 days	N/R	11.4 days	11.1 days
School				
Principal's years at school	1.0	N/R	4.0	4.0
Student-teacher ratio in core subjects	19.8 to 1	N/R	19.4 to 1	18.8 to 1
Prime instructional time	91.6%	N/R	90.5%	90.4%
Opportunities in the arts	Excellent	N/R	Good	Good
SACS accreditation	Yes	N/R	Yes	Yes
Parents attending conferences	98.7%	N/R	100.0%	100.0%
Character development program	Average	N/R	Excellent	Excellent
Dollars spent per pupil**	N/A	N/A	\$6,983	\$7,458
Percent of expenditures for instruction**	N/A	N/A	68.9%	68.8%
Percent of expenditures for teacher salaries**	N/A	N/A	60.7%	63.2%
% of AYP objectives met	100.0%		100.0%	100.0%

* Length of contract = 185+ days.

** Prior year audited financial data available.

REPORT OF PRINCIPAL AND SCHOOL IMPROVEMENT COUNCIL

Mount Holly Elementary has had a wonderful inaugural year and we have been thrilled with the success of our students, the involvement of our parents, and the support of our community throughout this year. As we began our journey, we started with students and staff members from more than ten different school locations. We did not allow the many differences we brought with us to become stumbling blocks along our path. We did, however, use them as stepping stones to building a successful school. Each of these differences provided us with "learning tools" to use along our journey of opening a school, building relationships, and establishing a learning environment where all children can be successful.

During the 2008-2009 year, we created our Parent-Teacher Organization (PTO) and our School Improvement Council (SIC). Our PTO has assisted our school in numerous ways: raising funds for school supplies, dedicating hundreds of volunteer hours to assist our teachers, and providing whatever we needed to help us along our journey. Our SIC developed a survey for teachers to assist them in planning for the school year and used these plans to steer them in the proper direction. The SIC made recommendations based on the results of the teacher survey to the PTO. In addition, our SIC led a campaign to raise funds to support our district initiative, "Pack the Back."

As the 2008-2009 school year proved to be an incredible time for those of us fortunate to have been a part of the process, we look forward even more to the future and what it holds in store for our students, staff, and parents. We know that we are headed in the right direction and we will continue to build upon the solid foundation that was established during our first year. Our goal is to help children grow into successful learners and to provide them with the support systems that will enable them to achieve whatever dream they desire to pursue.

Chris Beard, Principal

Amanda Cavin, SIC Chair

EVALUATION RESULTS

	Teachers	Students*	Parents*
Number of surveys returned	28	61	48
Percent satisfied with learning environment	100.0%	95.1%	91.7%
Percent satisfied with social and physical environment	100.0%	91.8%	95.8%
Percent satisfied with school-home relations	100.0%	93.4%	89.4%

*Only students at the highest elementary school grade level at this school and their parents were included.

Comprehensive detail, including definitions of ratings, performance criteria, and explanations of status, is available on www.ed.sc.gov and www.eoc.sc.gov as well as school and school district websites.

Printed versions are available from school districts upon request.

Abbreviations Key

N/A Not Applicable N/AV Not Available N/C Not Collected N/R Not Reported I/S Insufficient Sample TBD To be determined

NI Newly Identified CSI Continuing School Improvement CA Corrective Action RP Plan to Restructure R Restructure DELAY School Improvement Status HOLD School Improvement Status