



# SC Annual School Report Card Summary

Old Pointe Elementary  
 Rock Hill  
 Grades: K-5 Enrollment: 589  
 Principal: Tanya Campbell  
 Superintendent: Dr. Lynn P. Moody  
 Board Chair: Bob Norwood

## PERFORMANCE

Comprehensive detail, including definitions of ratings, performance criteria, and explanations of status, is available on [www.ed.sc.gov](http://www.ed.sc.gov) and [www.eoc.sc.gov](http://www.eoc.sc.gov) as well as school and school district websites. Printed versions are available from school districts upon request.

YEAR	ABSOLUTE RATING	GROWTH RATING	PALMETTO GOLD AND SILVER AWARD		AYP STATUS	NCLB IMPROVEMENT STATUS
			General Performance	Closing the Gap		
2009	Good	Excellent	TBD	TBD	Met	N/A
2008	Good	Average	N/A	N/A	Not Met	N/A
2007	Good	Below Average	N/A	N/A	Not Met	N/A

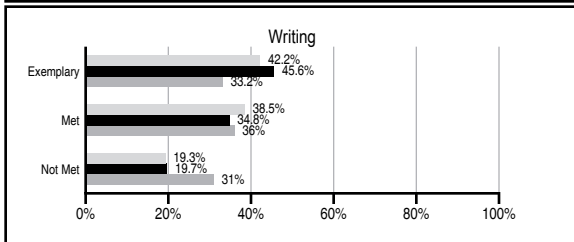
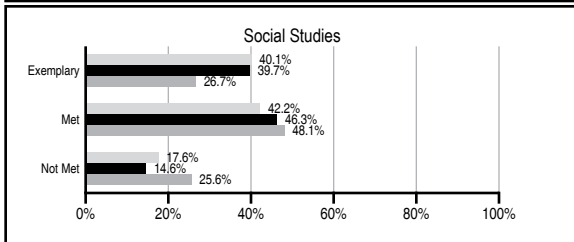
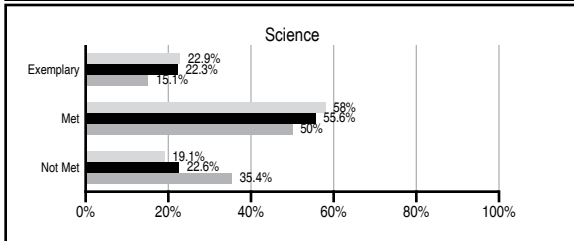
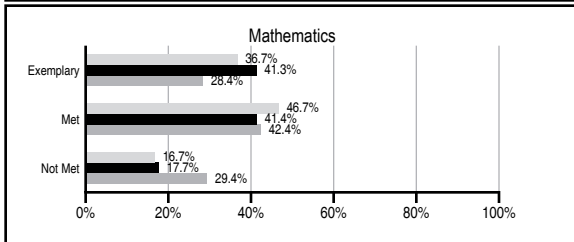
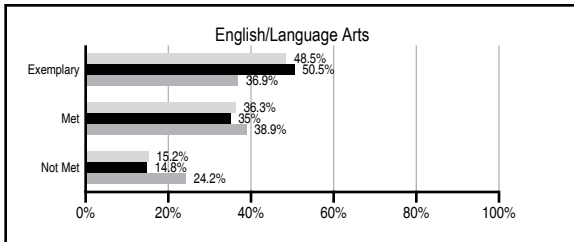
## ABSOLUTE RATINGS OF ELEMENTARY SCHOOLS WITH STUDENTS LIKE OURS\*

EXCELLENT	GOOD	AVERAGE	BELOW AVERAGE	AT-RISK
22	18	7	0	0

\* Ratings are calculated with data available by 06/01/2010. Schools with Students Like Ours are Elementary Schools with Poverty Indices of no more than 5% above or below the index for this school.




## PASS PERFORMANCE

Our School
  Elementary Schools with Students Like Ours
  Elementary schools statewide



## NAEP PERFORMANCE\*

\* Performance reported for SC and nation, data not available at school level. Percentages at NAEP Achievement Levels.



### SC PERFORMANCE GOAL

**2010 Goal:**  
 By 2010, SC's student achievement will be ranked in the top half of the states nationally. To achieve this goal, we must become one of the fastest improving systems in the country.

**2020 Vision:**  
 By 2020 all students will graduate with the knowledge and skills necessary to compete successfully in the global economy, participate in a democratic society and contribute positively as members of families and communities.

### Abbreviations Key

N/A Not Applicable N/AV Not Available N/C Not Collected N/R Not Reported I/S Insufficient Sample TBD To be determined

NI Newly Identified CSI Continuing School Improvement CA Corrective Action RP Plan to Restructure R Restructure DELAY School Improvement Status HOLD School Improvement Status

# Old Pointe Elementary [Rock Hill]

## SCHOOL PROFILE

	Our School	Change from Last Year	Elementary Schools with Students Like Ours	Median Elementary School
<b>Students (n=589)</b>				
Retention rate	2.3%	Up from 1.9%	1.5%	1.9%
Attendance rate	96.8%	No Change	96.7%	96.3%
Eligible for gifted and talented	15.8%	Up from 15.3%	17.8%	10.0%
With disabilities other than speech	10.2%	Down from 12.1%	7.7%	7.7%
Older than usual for grade	0.2%	No Change	0.3%	0.5%
Out-of-school suspensions or expulsions for violent and/or criminal offenses	0.3%	Up from 0.1%	0.0%	0.0%
<b>Teachers (n=41)</b>				
Teachers with advanced degrees	58.5%	Up from 58.1%	60.7%	59.4%
Continuing contract teachers	82.9%	Up from 81.4%	80.6%	80.0%
Teachers with emergency or provisional certificates	0.0%	No Change	0.0%	0.0%
Teachers returning from previous year	90.8%	Up from 88.7%	86.4%	85.9%
Teacher attendance rate	92.3%	Down from 95.3%	95.3%	95.1%
Average teacher salary*	\$49,469	Up 6.7%	\$47,927	\$47,149
Classes not taught by highly qualified teachers	0.0%	No Change	0.0%	0.0%
Professional development days/teacher	3.5 days	Down from 11.2 days	10.2 days	11.1 days
<b>School</b>				
Principal's years at school	7.0	Up from 6.0	3.0	4.0
Student-teacher ratio in core subjects	19.0 to 1	Down from 21.6 to 1	20.0 to 1	18.8 to 1
Prime instructional time	88.4%	Down from 91.2%	91.3%	90.4%
Opportunities in the arts	Good	No Change	Good	Good
SACS accreditation	Yes	Up from No	Yes	Yes
Parents attending conferences	97.8%	Down from 98.7%	100.0%	100.0%
Character development program	Good	No Change	Excellent	Excellent
Dollars spent per pupil**	\$5,779	Up 4.3%	\$6,632	\$7,458
Percent of expenditures for instruction**	73.3%	Up from 72.1%	70.6%	68.8%
Percent of expenditures for teacher salaries**	70.8%	Up from 69.6%	66.8%	63.2%
% of AYP objectives met	100.0%	Up from 85.7%	100.0%	100.0%

\* Length of contract = 185+ days.

\*\* Prior year audited financial data available.

## EVALUATION RESULTS

	Teachers	Students*	Parents*
Number of surveys returned	36	94	56
Percent satisfied with learning environment	100.0%	91.4%	94.6%
Percent satisfied with social and physical environment	100.0%	89.4%	94.5%
Percent satisfied with school-home relations	97.2%	91.5%	85.5%

\*Only students at the highest elementary school grade level at this school and their parents were included.

## REPORT OF PRINCIPAL AND SCHOOL IMPROVEMENT COUNCIL

Old Pointe Elementary School has served the Rock Hill community for the past seven years. Our emphasis on literacy and character education has provided a solid foundation for our students to perform well academically and socially. A supportive school community has been essential in the development of an effective instructional program. Old Pointe parents have been willing to serve as PTO members, School Improvement Council members, field trip chaperones, and volunteers. The Old Pointe Faculty is excellent. All of our teachers are "highly-qualified." Because of these elements, a strong academic program, supportive parents, and an outstanding staff, Old Pointe Elementary School is an asset to the Rock Hill community.

Allen L. Bogan, Principal  
Gretchen Werrell, SIC Chair

Comprehensive detail, including definitions of ratings, performance criteria, and explanations of status, is available on [www.ed.sc.gov](http://www.ed.sc.gov) and [www.eoc.sc.gov](http://www.eoc.sc.gov) as well as school and school district websites.

Printed versions are available from school districts upon request.

### Abbreviations Key

N/A Not Applicable N/AV Not Available N/C Not Collected N/R Not Reported I/S Insufficient Sample TBD To be determined

NI Newly Identified CSI Continuing School Improvement CA Corrective Action RP Plan to Restructure R Restructure DELAY School Improvement Status HOLD School Improvement Status