



SC Annual School Report Card Summary

India Hook Elementary
 Rock Hill
 Grades: K-5 Enrollment: 500
 Principal: Crystal Guyton
 Superintendent: Dr. Lynn P. Moody
 Board Chair: Bob Norwood

PERFORMANCE

Comprehensive detail, including definitions of ratings, performance criteria, and explanations of status, is available on www.ed.sc.gov and www.eoc.sc.gov as well as school and school district websites. Printed versions are available from school districts upon request.

YEAR	ABSOLUTE RATING	GROWTH RATING	PALMETTO GOLD AND SILVER AWARD		AYP STATUS	NCLB IMPROVEMENT STATUS
			General Performance	Closing the Gap		
2009	Excellent	Good	TBD	TBD	Met	N/A
2008	Good	Below Average	N/A	Silver	Met	N/A
2007	N/A	N/A	N/A	N/A	N/A	N/A

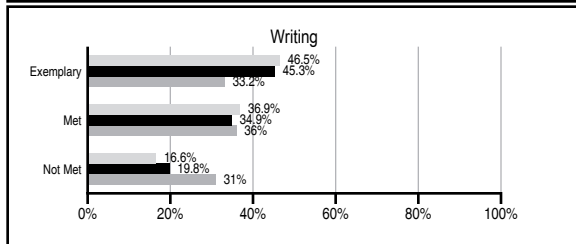
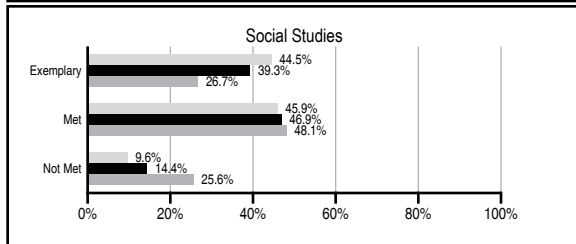
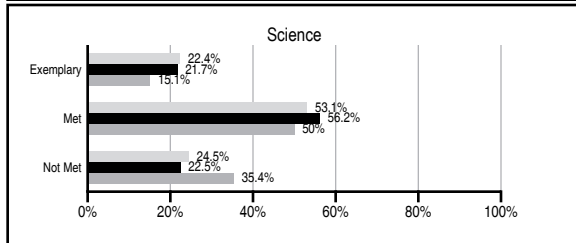
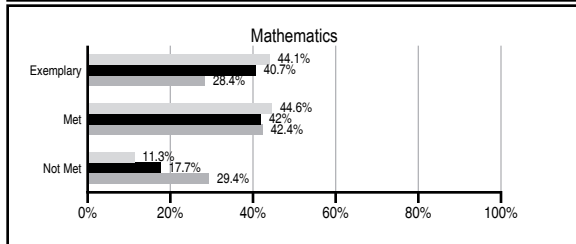
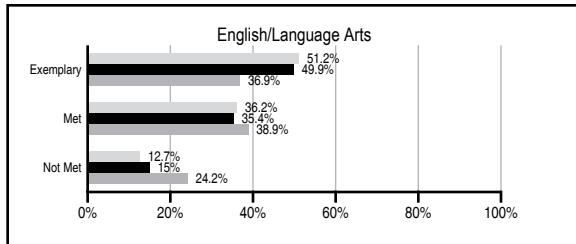
ABSOLUTE RATINGS OF ELEMENTARY SCHOOLS WITH STUDENTS LIKE OURS*

EXCELLENT	GOOD	AVERAGE	BELOW AVERAGE	AT-RISK
20	21	8	0	0

*Ratings are calculated with data available by 06/01/2010. Schools with Students Like Ours are Elementary Schools with Poverty Indices of no more than 5% above or below the index for this school.

PASS PERFORMANCE

Our School
 Elementary Schools with Students Like Ours
 Elementary schools statewide



NAEP PERFORMANCE*

* Performance reported for SC and nation, data not available at school level. Percentages at NAEP Achievement Levels.



SC PERFORMANCE GOAL

2010 Goal:
 By 2010, SC's student achievement will be ranked in the top half of the states nationally. To achieve this goal, we must become one of the fastest improving systems in the country.

2020 Vision:
 By 2020 all students will graduate with the knowledge and skills necessary to compete successfully in the global economy, participate in a democratic society and contribute positively as members of families and communities.

Abbreviations Key

N/A Not Applicable N/AV Not Available N/C Not Collected N/R Not Reported I/S Insufficient Sample TBD To be determined
 NI Newly Identified CSI Continuing School Improvement CA Corrective Action RP Plan to Restructure R Restructure DELAY School Improvement Status HOLD School Improvement Status

India Hook Elementary [Rock Hill]

SCHOOL PROFILE

	Our School	Change from Last Year	Elementary Schools with Students Like Ours	Median Elementary School
Students (n=500)				
Retention rate	1.8%	Up from 0.9%	1.5%	1.9%
Attendance rate	96.7%	Down from 96.8%	96.6%	96.3%
Eligible for gifted and talented	15.7%	Up from 13.1%	17.4%	10.0%
With disabilities other than speech	6.1%	Down from 7.4%	8.1%	7.7%
Older than usual for grade	0.5%	Up from 0.0%	0.3%	0.5%
Out-of-school suspensions or expulsions for violent and/or criminal offenses	0.0%	Down from 0.2%	0.0%	0.0%
Teachers (n=37)				
Teachers with advanced degrees	70.3%	Up from 62.9%	60.7%	59.4%
Continuing contract teachers	67.6%	Up from 62.9%	82.9%	80.0%
Teachers with emergency or provisional certificates	0.0%	Down from 3.7%	0.0%	0.0%
Teachers returning from previous year	N/A	N/A	85.7%	85.9%
Teacher attendance rate	92.9%	Down from 96.7%	95.2%	95.1%
Average teacher salary*	\$45,797	Up 7.0%	\$47,927	\$47,149
Classes not taught by highly qualified teachers	0.0%	No Change	0.0%	0.0%
Professional development days/teacher	7.2 days	Down from 13.1 days	10.4 days	11.1 days
School				
Principal's years at school	3.0	Up from 1.5	3.0	4.0
Student-teacher ratio in core subjects	19.5 to 1	Up from 18.0 to 1	20.0 to 1	18.8 to 1
Prime instructional time	88.0%	Down from 92.1%	91.0%	90.4%
Opportunities in the arts	Good	No Change	Good	Good
SACS accreditation	Yes	Up from No	Yes	Yes
Parents attending conferences	100.0%	Up from 96.6%	100.0%	100.0%
Character development program	Excellent	Up from Average	Excellent	Excellent
Dollars spent per pupil**	\$6,342	N/A	\$6,629	\$7,458
Percent of expenditures for instruction**	71.8%	N/A	70.5%	68.8%
Percent of expenditures for teacher salaries**	69.5%	N/A	65.1%	63.2%
% of AYP objectives met	100.0%	No Change	100.0%	100.0%

* Length of contract = 185+ days.

** Prior year audited financial data available.

EVALUATION RESULTS

	Teachers	Students*	Parents*
Number of surveys returned	28	68	52
Percent satisfied with learning environment	100.0%	89.7%	100.0%
Percent satisfied with social and physical environment	100.0%	95.6%	98.1%
Percent satisfied with school-home relations	96.4%	89.7%	94.2%

*Only students at the highest elementary school grade level at this school and their parents were included.

REPORT OF PRINCIPAL AND SCHOOL IMPROVEMENT COUNCIL

India Hook Elementary School opened its doors to students in August 2007. In our second year of existence, we continued programs that have been successful in 2007-2008. Our Girls on the Run program doubled its enrollment. Our art clubs enlarged to accommodate the request that all grade levels have access. Foreign language instruction remains a priority for our students as they prepare for a global world that will expect a minimum of two functional languages. Our French program allows students the opportunity to learn the language as well as be absorbed in the culture of France. From this program, a French club has blossomed which is small but growing.

Our staff embraces change and is willing to do whatever it takes to reach children. This year, we were home to several innovative ventures. We began our Single Gender program in fifth grade after extensive training and research by the fifth grade team. We joined our state in a looping project in which the teacher moves up with a class to the next grade, which fosters a strong sense of community in that classroom. We received a recycling grant that afforded us the opportunity to teach children about the benefits of recycling and provided us with the needed equipment and services to recycle school wide. As a school community, we believe that a child must learn to live healthy in a world that does not always value health and physical fitness. One of our primary goals is that children leaving our school after fifth grade will have the academic tools required for middle school, but just as important they will have the life skills and healthy habits that they will carry with them throughout their adult lives. In an effort to attain this goal, our PTA spent months providing students with opportunities to learn about healthy living from sampling fruits to examining the benefits of unprocessed foods and highly processed foods. Their efforts towards health education culminated with a fun run for our entire school.

Our academic goals were lofty this year. Our goals for reading were set high based on our district literacy expectations. 90% of our students met their grade level goals in reading. Our teachers focused on continuing to provide excellent literacy instruction, but they also took a hard look at science instruction and developed intense units of study to meet the standards for all children. We are in the beginning stages of developing common assessments for all subject areas in order to provide data that will guide instruction in every classroom.

During the past year, we have weathered an economic storm that could threaten any school. Our PTA and SIC acknowledged our struggles and worked with us to ensure that no effective program was lost or suffered. They provided clothing for students who needed it and groceries for parents that are out of work. They also spent time examining our data with us to celebrate the progress we are making in spite of hard times.

Our community partnerships grew stronger with area businesses and families that provided playground equipment for our primary students and special needs students. Community partners also provided financial help for our Fun Run and Healthy Living project. Our faith-based partnership has been a life saver for our students by providing needed clothing, shoes, school supplies, groceries, and encouragement through mentoring and tutoring. Without the support of our community groups, I am not sure we could have achieved all of the above.

Submitted by Crystal Guyton, Principal, & Katarina Moyon, SIC Chairman

Comprehensive detail, including definitions of ratings, performance criteria, and explanations of status, is available on www.ed.sc.gov and www.eoc.sc.gov as well as school and school district websites.

Printed versions are available from school districts upon request.

Abbreviations Key

N/A Not Applicable N/AV Not Available N/C Not Collected N/R Not Reported I/S Insufficient Sample TBD To be determined

NI Newly Identified CSI Continuing School Improvement CA Corrective Action RP Plan to Restructure R Restructure DELAY School Improvement Status HOLD School Improvement Status