



SC Annual School Report Card Summary

York Road Elementary
 Rock Hill
 Grades: K-5 Enrollment: 511
 Principal: J. Patrick Robinson
 Superintendent: Dr. Lynn P. Moody
 Board Chair: Bob Norwood

PERFORMANCE

Comprehensive detail, including definitions of ratings, performance criteria, and explanations of status, is available on www.ed.sc.gov and www.eoc.sc.gov as well as school and school district websites. Printed versions are available from school districts upon request.

YEAR	ABSOLUTE RATING	GROWTH RATING	PALMETTO GOLD AND SILVER AWARD		AYP STATUS	NCLB IMPROVEMENT STATUS
			General Performance	Closing the Gap		
2009	Good	Average	TBD	TBD	Met	N/A
2008	Good	Below Average	N/A	N/A	Not Met	N/A
2007	Good	At-Risk	N/A	N/A	Not Met	N/A

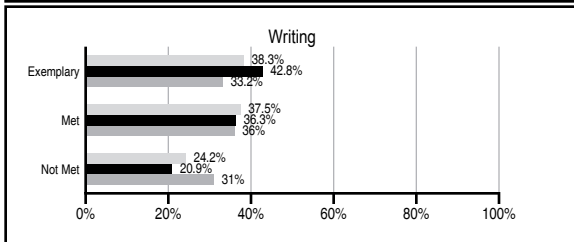
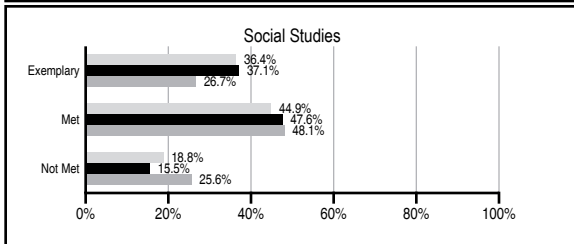
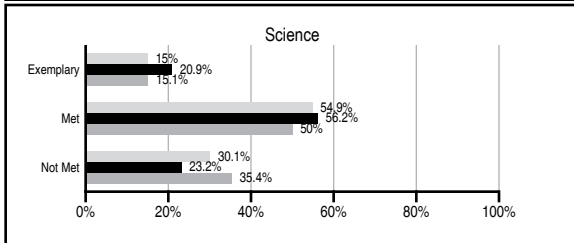
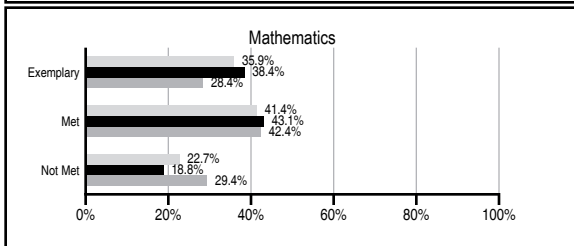
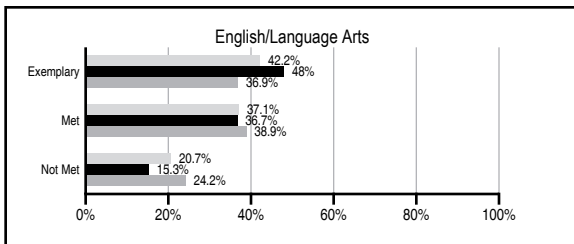
ABSOLUTE RATINGS OF ELEMENTARY SCHOOLS WITH STUDENTS LIKE OURS*

EXCELLENT	GOOD	AVERAGE	BELOW AVERAGE	AT-RISK
20	31	14	0	0

* Ratings are calculated with data available by 06/01/2010. Schools with Students Like Ours are Elementary Schools with Poverty Indices of no more than 5% above or below the index for this school.



PASS PERFORMANCE

Our School
 Elementary Schools with Students Like Ours
 Elementary schools statewide



NAEP PERFORMANCE*

* Performance reported for SC and nation, data not available at school level. Percentages at NAEP Achievement Levels.



SC PERFORMANCE GOAL

2010 Goal:
 By 2010, SC's student achievement will be ranked in the top half of the states nationally. To achieve this goal, we must become one of the fastest improving systems in the country.

2020 Vision:
 By 2020 all students will graduate with the knowledge and skills necessary to compete successfully in the global economy, participate in a democratic society and contribute positively as members of families and communities.

Abbreviations Key

N/A Not Applicable N/AV Not Available N/C Not Collected N/R Not Reported I/S Insufficient Sample TBD To be determined
 NI Newly Identified CSI Continuing School Improvement CA Corrective Action RP Plan to Restructure R Restructure DELAY School Improvement Status HOLD School Improvement Status

York Road Elementary [Rock Hill]

SCHOOL PROFILE

	Our School	Change from Last Year	Elementary Schools with Students Like Ours	Median Elementary School
Students (n=511)				
Retention rate	2.1%	Up from 1.5%	1.3%	1.9%
Attendance rate	96.9%	Down from 97.3%	96.6%	96.3%
Eligible for gifted and talented	12.9%	Down from 16.3%	16.9%	10.0%
With disabilities other than speech	12.6%	Up from 9.6%	7.1%	7.7%
Older than usual for grade	0.2%	Up from 0.0%	0.2%	0.5%
Out-of-school suspensions or expulsions for violent and/or criminal offenses	0.0%	Down from 0.2%	0.0%	0.0%
Teachers (n=33)				
Teachers with advanced degrees	48.5%	No Change	61.1%	59.4%
Continuing contract teachers	78.8%	No Change	84.6%	80.0%
Teachers with emergency or provisional certificates	0.0%	No Change	0.0%	0.0%
Teachers returning from previous year	85.7%	Down from 88.2%	86.4%	85.9%
Teacher attendance rate	94.5%	Down from 95.9%	95.1%	95.1%
Average teacher salary*	\$49,819	Down 2.6%	\$48,706	\$47,149
Classes not taught by highly qualified teachers	0.0%	No Change	0.0%	0.0%
Professional development days/teacher	7.2 days	Down from 7.5 days	10.2 days	11.1 days
School				
Principal's years at school	2.0	Up from 1.0	4.0	4.0
Student-teacher ratio in core subjects	19.5 to 1	Up from 19.0 to 1	19.7 to 1	18.8 to 1
Prime instructional time	90.5%	Down from 92.1%	90.8%	90.4%
Opportunities in the arts	Good	No Change	Good	Good
SACS accreditation	Yes	Up from No	Yes	Yes
Parents attending conferences	100.0%	Up from 97.4%	100.0%	100.0%
Character development program	Excellent	Up from Average	Excellent	Excellent
Dollars spent per pupil**	\$6,520	Up 0.2%	\$6,606	\$7,458
Percent of expenditures for instruction**	73.2%	Down from 73.7%	70.6%	68.8%
Percent of expenditures for teacher salaries**	71.3%	No Change	64.8%	63.2%
% of AYP objectives met	100.0%	Up from 90.5%	100.0%	100.0%

* Length of contract = 185+ days.

** Prior year audited financial data available.

EVALUATION RESULTS

	Teachers	Students*	Parents*
Number of surveys returned	35	93	51
Percent satisfied with learning environment	94.3%	88.0%	91.8%
Percent satisfied with social and physical environment	97.1%	86.8%	100.0%
Percent satisfied with school-home relations	100.0%	90.0%	92.2%

*Only students at the highest elementary school grade level at this school and their parents were included.

REPORT OF PRINCIPAL AND SCHOOL IMPROVEMENT COUNCIL

At York Road Elementary, curriculum mapping in the four core academic areas was completed for all grade levels, providing continuity of instruction, pacing, and accountability.

Professional development in the area of UBD (Understanding by Design) was held for all grade levels during delayed opening days and other professional development days. Units of study were designed for both Math and Language Arts in all grade levels.

The school continued a strong relationship with Northwestern High School's Beta Club for tutoring students before and after school. The gifted and talented program was reorganized to include gifted instruction for all grades K -5.

Teachers fully implemented District Literacy Expectation Guide and introduced Fountas and Pinnell diagnostic reading assessments for all students.

We increased MAP testing and use of MAP data to drive differentiated, individualized instruction. Early morning computer lab time was scheduled to assist students with academic needs.

A very strong PTA continues to work effectively to raise funds for much needed equipment at the school.

J. Patrick Robinson, Principal
Dr. David Barkley, SIC Chairman

Comprehensive detail, including definitions of ratings, performance criteria, and explanations of status, is available on www.ed.sc.gov and www.eoc.sc.gov as well as school and school district websites.

Printed versions are available from school districts upon request.

Abbreviations Key

N/A Not Applicable N/AV Not Available N/C Not Collected N/R Not Reported I/S Insufficient Sample TBD To be determined

NI Newly Identified CSI Continuing School Improvement CA Corrective Action RP Plan to Restructure R Restructure DELAY School Improvement Status HOLD School Improvement Status