



SC Annual School Report Card Summary

Sunset Park Elementary
 Rock Hill
 Grades: K-5 Enrollment: 316
 Principal: Tammy T. White
 Superintendent: Dr. Lynn P. Moody
 Board Chair: Bob Norwood

PERFORMANCE

Comprehensive detail, including definitions of ratings, performance criteria, and explanations of status, is available on www.ed.sc.gov and www.eoc.sc.gov as well as school and school district websites. Printed versions are available from school districts upon request.

YEAR	ABSOLUTE RATING	GROWTH RATING	PALMETTO GOLD AND SILVER AWARD		AYP STATUS	NCLB IMPROVEMENT STATUS
			General Performance	Closing the Gap		
2009	Average	Average	TBD	TBD	Met	CA-DELAY
2008	Below Average	Below Average	N/A	N/A	Not Met	CA
2007	Below Average	At-Risk	N/A	N/A	Not Met	CSI

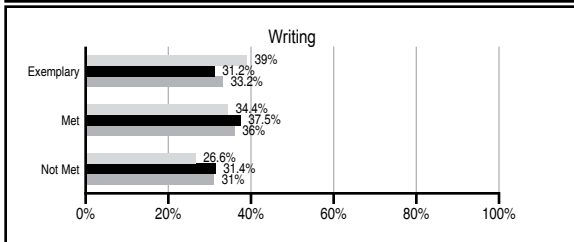
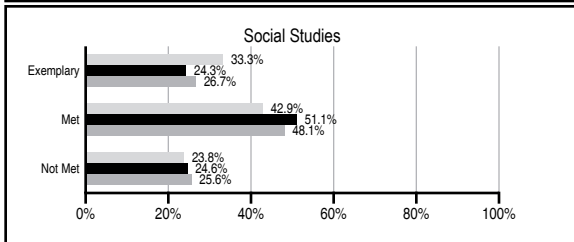
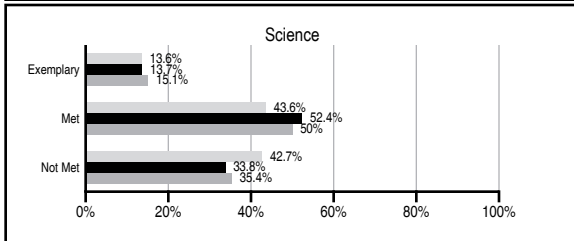
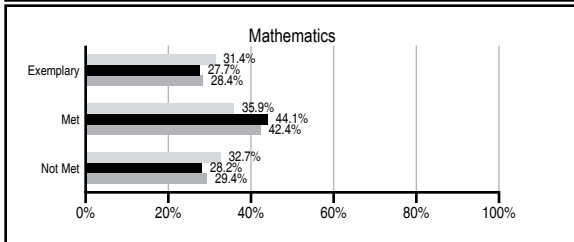
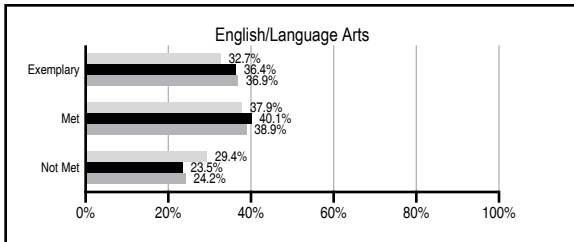
ABSOLUTE RATINGS OF ELEMENTARY SCHOOLS WITH STUDENTS LIKE OURS*

EXCELLENT	GOOD	AVERAGE	BELOW AVERAGE	AT-RISK
2	22	84	5	0

* Ratings are calculated with data available by 06/01/2010. Schools with Students Like Ours are Elementary Schools with Poverty Indices of no more than 5% above or below the index for this school.



PASS PERFORMANCE

Our School
 Elementary Schools with Students Like Ours
 Elementary schools statewide



NAEP PERFORMANCE*

* Performance reported for SC and nation, data not available at school level. Percentages at NAEP Achievement Levels.



SC PERFORMANCE GOAL

2010 Goal:
 By 2010, SC's student achievement will be ranked in the top half of the states nationally. To achieve this goal, we must become one of the fastest improving systems in the country.

2020 Vision:
 By 2020 all students will graduate with the knowledge and skills necessary to compete successfully in the global economy, participate in a democratic society and contribute positively as members of families and communities.

Abbreviations Key

N/A Not Applicable N/AV Not Available N/C Not Collected N/R Not Reported I/S Insufficient Sample TBD To be determined

NI Newly Identified CSI Continuing School Improvement CA Corrective Action RP Plan to Restructure R Restructure DELAY School Improvement Status HOLD School Improvement Status

Sunset Park Elementary [Rock Hill]

SCHOOL PROFILE

	Our School	Change from Last Year	Elementary Schools with Students Like Ours	Median Elementary School
Students (n=316)				
Retention rate	1.5%	Up from 1.1%	2.1%	1.9%
Attendance rate	97.3%	Up from 97.0%	96.2%	96.3%
Eligible for gifted and talented	11.8%	Up from 6.8%	9.6%	10.0%
With disabilities other than speech	7.9%	Down from 8.1%	9.4%	7.7%
Older than usual for grade	1.5%	Up from 0.9%	0.5%	0.5%
Out-of-school suspensions or expulsions for violent and/or criminal offenses	0.0%	No Change	0.0%	0.0%
Teachers (n=28)				
Teachers with advanced degrees	64.3%	Up from 48.1%	59.3%	59.4%
Continuing contract teachers	82.1%	Up from 77.8%	83.3%	80.0%
Teachers with emergency or provisional certificates	0.0%	No Change	0.0%	0.0%
Teachers returning from previous year	73.4%	Down from 80.3%	87.4%	85.9%
Teacher attendance rate	95.9%	Down from 96.4%	95.1%	95.1%
Average teacher salary*	\$47,306	Up 7.1%	\$47,447	\$47,149
Classes not taught by highly qualified teachers	4.1%	Down from 4.3%	0.0%	0.0%
Professional development days/teacher	12.0 days	Down from 12.8 days	11.6 days	11.1 days
School				
Principal's years at school	3.0	Up from 2.0	5.0	4.0
Student-teacher ratio in core subjects	19.0 to 1	Up from 17.6 to 1	19.0 to 1	18.8 to 1
Prime instructional time	92.5%	Up from 92.2%	90.2%	90.4%
Opportunities in the arts	Good	No Change	Good	Good
SACS accreditation	Yes	Up from No	Yes	Yes
Parents attending conferences	98.8%	Down from 100.0%	100.0%	100.0%
Character development program	Average	Down from Good	Excellent	Excellent
Dollars spent per pupil**	\$9,779	Up 15.6%	\$7,360	\$7,458
Percent of expenditures for instruction**	70.1%	Up from 69.6%	68.0%	68.8%
Percent of expenditures for teacher salaries**	65.7%	Down from 66.7%	61.6%	63.2%
% of AYP objectives met	100.0%	Up from 93.3%	100.0%	100.0%

* Length of contract = 185+ days.

** Prior year audited financial data available.

EVALUATION RESULTS

	Teachers	Students*	Parents*
Number of surveys returned	29	43	42
Percent satisfied with learning environment	89.7%	88.4%	85.7%
Percent satisfied with social and physical environment	96.6%	90.7%	92.9%
Percent satisfied with school-home relations	89.7%	88.4%	92.7%

*Only students at the highest elementary school grade level at this school and their parents were included.

REPORT OF PRINCIPAL AND SCHOOL IMPROVEMENT COUNCIL

The School Improvement Council of Sunset Park Elementary School has prepared this summary report of the school's accomplishments for the 2008-2009 school year and the goals for the 2009-2010 school year. During the 2008-2009 school year, Sunset Park Elementary School returned to a traditional academic calendar. In June and July of 2008, we offered a summer enrichment program entitled "Fantastic Voyage" in an effort to assist our students with the transition from the modified calendar to the traditional calendar.

Throughout the year, our staff used our district late-start days to design integrated curriculum units that were created using the Understanding by Design (UbD) model. Ultimately, two complete UbD units were created by each grade level. These integrated units will help guide instruction for the upcoming school year.

With the continued assistance of Title I funding, Sunset Park was able to employ two fulltime Reading Recovery teachers as well as two additional academic assistants to work with students at all grade levels. We were also able to use additional state funding to upgrade our media center selections to better meet the needs of our students. Technical Assistance Funding allowed us to hire one additional resource teacher, making it possible to continue our Inclusion Model for special education again this year. This particular funding also allowed us to add to our collection of mathematics manipulatives and science resources. We employed a fulltime math and science coach this year who worked extensively with all grade level teachers weekly for the planning and integration of math and science. Our teachers began implementing our Rock Hill Schools Literacy Expectation Guide. This guide assisted teachers with the implementation of guided reading instruction throughout all classrooms here at Sunset Park.

Sunset Park continued to offer German through the KITE-LL Early Language program this year. We are the only Rock Hill school to offer German and the only school to have a kindergarten through second grade foreign language program in our district. It has been met with much success!

After much research and information gathering, Sunset Park will become the Center for Accelerated Studies. This program will be fully implemented during the 2009-2010 school year. This magnet program will include a Gifted & Talented cluster option for G/T identified students in 3rd through 5th grades, Enrichment cluster opportunities for every child, and all of our students will receive instruction from a G/T endorsed classroom teacher.

Sunset Park's Data Team, which consists of a variety of teachers, will continue to develop yearly School Improvement Goals that are based on school data. Through this team, we will continue to review all data in order to make decisions that will positively impact student achievement at Sunset Park.

Tammy T. White, Principal
Shannon Reed, SIC Chair

Comprehensive detail, including definitions of ratings, performance criteria, and explanations of status, is available on www.ed.sc.gov and www.eoc.sc.gov as well as school and school district websites.

Printed versions are available from school districts upon request.

Abbreviations Key

N/A Not Applicable N/AV Not Available N/C Not Collected N/R Not Reported I/S Insufficient Sample TBD To be determined

NI Newly Identified CSI Continuing School Improvement CA Corrective Action RP Plan to Restructure R Restructure DELAY School Improvement Status HOLD School Improvement Status