



# SC Annual School Report Card Summary

Rosewood Elementary  
 Rock Hill  
 Grades: K-5 Enrollment: 610  
 Principal: Stephen Ward  
 Superintendent: Dr. Lynn P. Moody  
 Board Chair: Bob Norwood

## PERFORMANCE

Comprehensive detail, including definitions of ratings, performance criteria, and explanations of status, is available on [www.ed.sc.gov](http://www.ed.sc.gov) and [www.eoc.sc.gov](http://www.eoc.sc.gov) as well as school and school district websites. Printed versions are available from school districts upon request.

YEAR	ABSOLUTE RATING	GROWTH RATING	PALMETTO GOLD AND SILVER AWARD		AYP STATUS	NCLB IMPROVEMENT STATUS
			General Performance	Closing the Gap		
2009	Good	Good	TBD	TBD	Met	N/A
2008	Average	Average	N/A	Silver	Not Met	N/A
2007	Good	Good	Silver	N/A	Met	N/A

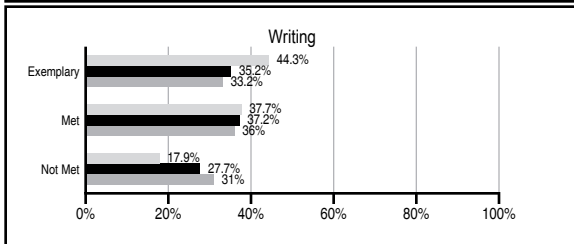
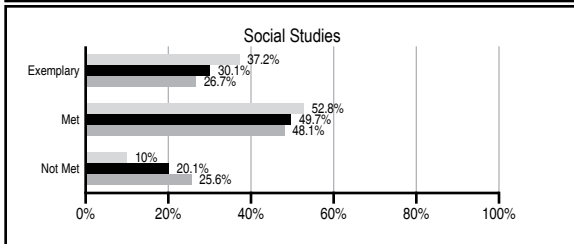
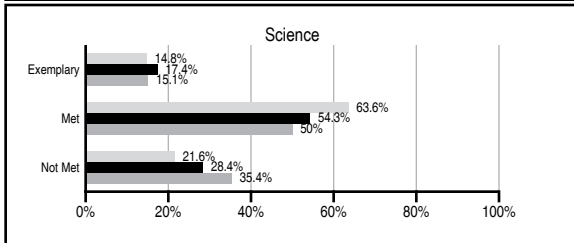
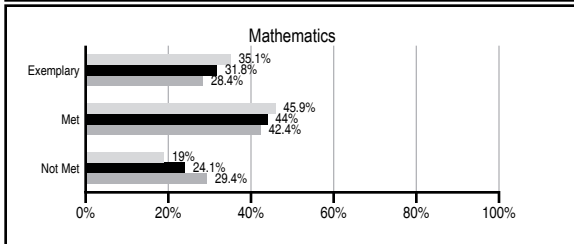
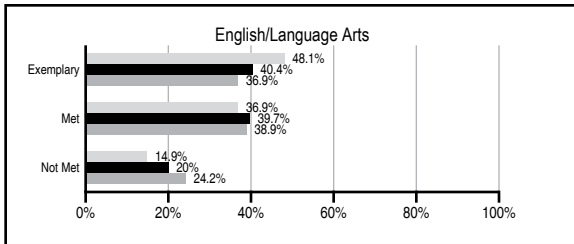
## ABSOLUTE RATINGS OF ELEMENTARY SCHOOLS WITH STUDENTS LIKE OURS\*

EXCELLENT	GOOD	AVERAGE	BELOW AVERAGE	AT-RISK
10	26	51	2	0

\* Ratings are calculated with data available by 06/01/2010. Schools with Students Like Ours are Elementary Schools with Poverty Indices of no more than 5% above or below the index for this school.



## PASS PERFORMANCE

Our School
  Elementary Schools with Students Like Ours
  Elementary schools statewide



## NAEP PERFORMANCE\*

\* Performance reported for SC and nation, data not available at school level. Percentages at NAEP Achievement Levels.



## SC PERFORMANCE GOAL

**2010 Goal:**  
 By 2010, SC's student achievement will be ranked in the top half of the states nationally. To achieve this goal, we must become one of the fastest improving systems in the country.

**2020 Vision:**  
 By 2020 all students will graduate with the knowledge and skills necessary to compete successfully in the global economy, participate in a democratic society and contribute positively as members of families and communities.

### Abbreviations Key

N/A Not Applicable N/AV Not Available N/C Not Collected N/R Not Reported I/S Insufficient Sample TBD To be determined

NI Newly Identified CSI Continuing School Improvement CA Corrective Action RP Plan to Restructure R Restructure DELAY School Improvement Status HOLD School Improvement Status

# Rosewood Elementary [Rock Hill]

## SCHOOL PROFILE

	Our School	Change from Last Year	Elementary Schools with Students Like Ours	Median Elementary School
<b>Students (n=610)</b>				
Retention rate	1.3%	Up from 1.2%	1.9%	1.9%
Attendance rate	96.6%	No Change	96.2%	96.3%
Eligible for gifted and talented	7.0%	Down from 7.9%	11.9%	10.0%
With disabilities other than speech	9.6%	Up from 8.9%	8.1%	7.7%
Older than usual for grade	0.0%	Down from 0.2%	0.4%	0.5%
Out-of-school suspensions or expulsions for violent and/or criminal offenses	0.0%	No Change	0.0%	0.0%
<b>Teachers (n=41)</b>				
Teachers with advanced degrees	53.7%	Up from 48.8%	58.8%	59.4%
Continuing contract teachers	75.6%	Up from 65.1%	84.3%	80.0%
Teachers with emergency or provisional certificates	0.0%	No Change	0.0%	0.0%
Teachers returning from previous year	82.0%	Down from 82.6%	88.0%	85.9%
Teacher attendance rate	95.3%	Down from 96.3%	95.3%	95.1%
Average teacher salary*	\$46,644	Up 3.8%	\$46,824	\$47,149
Classes not taught by highly qualified teachers	0.0%	No Change	0.0%	0.0%
Professional development days/teacher	7.5 days	Down from 8.0 days	11.6 days	11.1 days
<b>School</b>				
Principal's years at school	15.0	Up from 14.0	4.0	4.0
Student-teacher ratio in core subjects	20.0 to 1	Up from 18.8 to 1	19.1 to 1	18.8 to 1
Prime instructional time	91.2%	Down from 92.0%	90.4%	90.4%
Opportunities in the arts	Good	No Change	Good	Good
SACS accreditation	Yes	Up from No	Yes	Yes
Parents attending conferences	100.0%	Up from 98.3%	100.0%	100.0%
Character development program	Excellent	No Change	Excellent	Excellent
Dollars spent per pupil**	\$6,087	Up 22.6%	\$6,996	\$7,458
Percent of expenditures for instruction**	72.1%	Down from 72.6%	69.0%	68.8%
Percent of expenditures for teacher salaries**	70.4%	Up from 69.8%	64.1%	63.2%
% of AYP objectives met	100.0%	Up from 88.0%	100.0%	100.0%

\* Length of contract = 185+ days.

\*\* Prior year audited financial data available.

## EVALUATION RESULTS

	Teachers	Students*	Parents*
Number of surveys returned	38	93	60
Percent satisfied with learning environment	84.2%	88.2%	91.5%
Percent satisfied with social and physical environment	84.2%	79.1%	93.3%
Percent satisfied with school-home relations	84.2%	90.2%	85.0%

\*Only students at the highest elementary school grade level at this school and their parents were included.

Comprehensive detail, including definitions of ratings, performance criteria, and explanations of status, is available on [www.ed.sc.gov](http://www.ed.sc.gov) and [www.eoc.sc.gov](http://www.eoc.sc.gov) as well as school and school district websites.

Printed versions are available from school districts upon request.

## REPORT OF PRINCIPAL AND SCHOOL IMPROVEMENT COUNCIL

Rosewood is an authorized International Baccalaureate School offering the Primary Years Programme (IBPYP). We are one of one-hundred and fifty-seven authorized IBPYP schools in the US. We have integrated the state standards of all content areas into six themes with thirty-six unit planners beginning in K5 through grade 5. The units are spiral and are not repeated in content or activities. In addition, Rosewood offers the KITE-LL foreign language program providing daily instruction in French for all children in grades 3-5. This is our fifth year offering the KITE-LL program. Character development is a vital component of the student's education as reflected in the "Learner Profile." During the "Exhibition Year" of the fifth grade, students raised over \$2,000 to assist in research of communicable diseases in third world countries.

We pursue many innovative programs such as inquiry-based learning, early intervention of academic and behavioral difficulties, and providing differentiated instruction. Technology is integrated into the curriculum and used to support the daily operations of the school. Twenty-two classrooms support instruction through the Promethean Board. All classrooms have sound systems to enhance the instruction. Students are motivated to read through an Accelerated Reader program. Two literacy teachers provide early intervention for children in grades 1 and 2. An extended learning day provides instruction and supervision of students before and after school through two programs: Challenger and a tutorial program. One ESOL teacher supports the learning of students whose mother tongue is one other than English.

Community interaction is vital to the success of Rosewood students. Our business partners include Chick-fil-A, CiCi's Pizza, McAlister's, Dunkin Donuts, Starbucks, Comporium Telecommunication, Wachovia, and Harris Teeter. Over 6,900 volunteer hours have been contributed to the school this year through our PTO volunteer program.

In addition, our school has received numerous awards and recognitions. Some are the prestigious National Success Story Award from Pearson Digital Learning, the Gold and Silver Award for Academic Excellence from the State Department of Education, and being showcased on the SDE website. Also, we were recognized by the Educational Oversight Committee for closing the achievement gap among students of differing economic, racial, and ethnic groups when performance of the identified group meets or exceeds the 75th percentile of students statewide in either English Language Arts or mathematics, and when the school has met the requirements of Adequate Yearly Progress for all students and for the identified group.

Other honors received include the Red Carpet Award, the School of Promise Award, SC Literacy Spot Award, and finalist for Palmetto's Finest Award Program. The School Improvement Council and the PTO have both received the prestigious Sate Board of Education Volunteer Award.

Debi Smith / Teresa Conley – SIC Chairpersons  
Stephen Ward – Principal

### Abbreviations Key

N/A Not Applicable N/AV Not Available N/C Not Collected N/R Not Reported I/S Insufficient Sample TBD To be determined

NI Newly Identified CSI Continuing School Improvement CA Corrective Action RP Plan to Restructure R Restructure DELAY School Improvement Status HOLD School Improvement Status