



SC Annual School Report Card Summary

Oakdale Elementary
 Rock Hill
 Grades: K-5 Enrollment: 549
 Principal: Neil McVann
 Superintendent: Dr. Lynn P. Moody
 Board Chair: Bob Norwood

PERFORMANCE

Comprehensive detail, including definitions of ratings, performance criteria, and explanations of status, is available on www.ed.sc.gov and www.eoc.sc.gov as well as school and school district websites. Printed versions are available from school districts upon request.

| YEAR | ABSOLUTE RATING | GROWTH RATING | PALMETTO GOLD AND SILVER AWARD | | AYP STATUS | NCLB IMPROVEMENT STATUS |
|------|-----------------|---------------|--------------------------------|-----------------|------------|-------------------------|
| | | | General Performance | Closing the Gap | | |
| 2009 | Average | Average | TBD | TBD | Met | N/A |
| 2008 | Below Average | At-Risk | N/A | N/A | Not Met | N/A |
| 2007 | Average | At-Risk | N/A | N/A | Met | N/A |

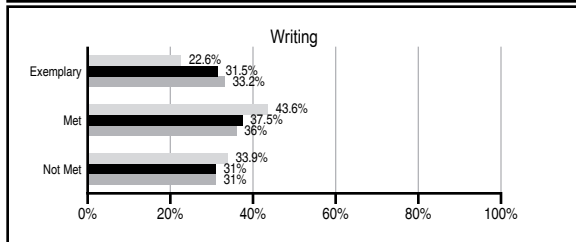
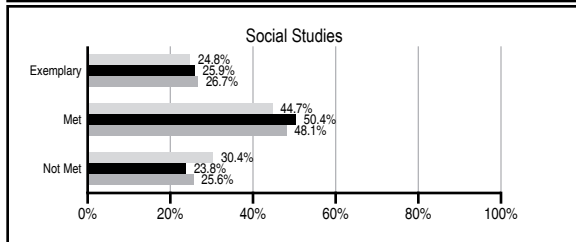
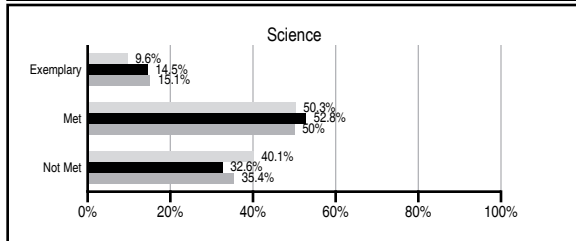
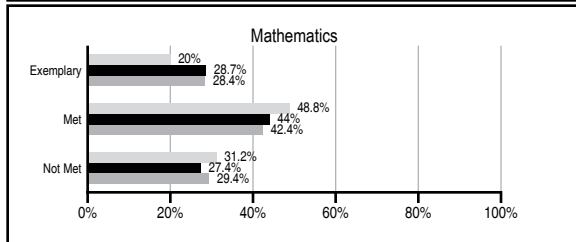
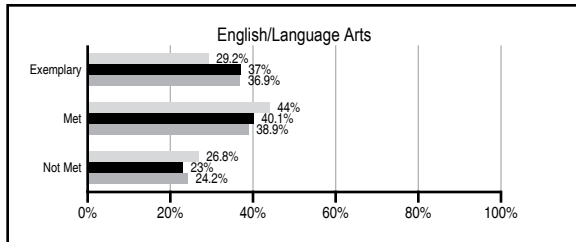
ABSOLUTE RATINGS OF ELEMENTARY SCHOOLS WITH STUDENTS LIKE OURS*

| EXCELLENT | GOOD | AVERAGE | BELOW AVERAGE | AT-RISK |
|-----------|------|---------|---------------|---------|
| 3 | 25 | 81 | 4 | 0 |

* Ratings are calculated with data available by 06/01/2010. Schools with Students Like Ours are Elementary Schools with Poverty Indices of no more than 5% above or below the index for this school.




PASS PERFORMANCE

Our School
 Elementary Schools with Students Like Ours
 Elementary schools statewide



NAEP PERFORMANCE*

* Performance reported for SC and nation, data not available at school level. Percentages at NAEP Achievement Levels.



SC PERFORMANCE GOAL

2010 Goal:
 By 2010, SC's student achievement will be ranked in the top half of the states nationally. To achieve this goal, we must become one of the fastest improving systems in the country.

2020 Vision:
 By 2020 all students will graduate with the knowledge and skills necessary to compete successfully in the global economy, participate in a democratic society and contribute positively as members of families and communities.

Abbreviations Key

N/A Not Applicable N/AV Not Available N/C Not Collected N/R Not Reported I/S Insufficient Sample TBD To be determined

NI Newly Identified CSI Continuing School Improvement CA Corrective Action RP Plan to Restructure R Restructure DELAY School Improvement Status HOLD School Improvement Status

Oakdale Elementary [Rock Hill]

SCHOOL PROFILE

| | Our School | Change from Last Year | Elementary Schools with Students Like Ours | Median Elementary School |
|--|------------|-----------------------|--|--------------------------|
| Students (n=549) | | | | |
| Retention rate | 1.3% | Down from 1.8% | 2.0% | 1.9% |
| Attendance rate | 97.0% | Up from 96.8% | 96.2% | 96.3% |
| Eligible for gifted and talented | 6.4% | Down from 8.7% | 10.1% | 10.0% |
| With disabilities other than speech | 6.9% | Down from 7.4% | 9.5% | 7.7% |
| Older than usual for grade | 0.2% | Down from 0.4% | 0.4% | 0.5% |
| Out-of-school suspensions or expulsions for violent and/or criminal offenses | 0.0% | No Change | 0.0% | 0.0% |
| Teachers (n=35) | | | | |
| Teachers with advanced degrees | 68.6% | Up from 61.9% | 60.3% | 59.4% |
| Continuing contract teachers | 88.6% | Up from 78.6% | 83.9% | 80.0% |
| Teachers with emergency or provisional certificates | 0.0% | Down from 2.6% | 0.0% | 0.0% |
| Teachers returning from previous year | 83.4% | Down from 90.4% | 88.4% | 85.9% |
| Teacher attendance rate | 94.3% | Down from 95.0% | 95.1% | 95.1% |
| Average teacher salary* | \$52,353 | Up 9.0% | \$47,498 | \$47,149 |
| Classes not taught by highly qualified teachers | 0.0% | No Change | 0.0% | 0.0% |
| Professional development days/teacher | 6.6 days | Down from 7.1 days | 11.8 days | 11.1 days |
| School | | | | |
| Principal's years at school | 7.0 | Up from 6.0 | 4.0 | 4.0 |
| Student-teacher ratio in core subjects | 20.9 to 1 | Up from 19.3 to 1 | 19.0 to 1 | 18.8 to 1 |
| Prime instructional time | 90.1% | Down from 90.9% | 90.3% | 90.4% |
| Opportunities in the arts | Good | No Change | Good | Good |
| SACS accreditation | Yes | Up from No | Yes | Yes |
| Parents attending conferences | 100.0% | Up from 98.8% | 100.0% | 100.0% |
| Character development program | Good | No Change | Excellent | Excellent |
| Dollars spent per pupil** | \$5,803 | Down 0.9% | \$7,433 | \$7,458 |
| Percent of expenditures for instruction** | 75.0% | Up from 74.7% | 67.8% | 68.8% |
| Percent of expenditures for teacher salaries** | 72.5% | No Change | 61.7% | 63.2% |
| % of AYP objectives met | 100.0% | Up from 71.4% | 100.0% | 100.0% |

* Length of contract = 185+ days.

** Prior year audited financial data available.

EVALUATION RESULTS

| | Teachers | Students* | Parents* |
|--|----------|-----------|----------|
| Number of surveys returned | 25 | 57 | 71 |
| Percent satisfied with learning environment | 100.0% | 87.7% | 87.0% |
| Percent satisfied with social and physical environment | 96.0% | 84.2% | 79.7% |
| Percent satisfied with school-home relations | 88.0% | 94.7% | 90.9% |

*Only students at the highest elementary school grade level at this school and their parents were included.

REPORT OF PRINCIPAL AND SCHOOL IMPROVEMENT COUNCIL

Oakdale School went through a major transition this school year because of rezoning for a new elementary school. Our enrollment went from 670 students to 540 students. We welcomed new neighborhoods to our attendance zone and said goodbye to other neighborhoods.

Oakdale School's leadership team developed and implemented a new Effective School-wide Discipline Plan with the entire Oakdale staff. The ESD plan is designed to promote success in all students by rewarding positive behaviors. (Catching them being good) Four Braggin' Dragon rules were established for the entire school and all classrooms. They are: Be Responsible, Be Respectful, Be Safe, and Be a Problem-Solver. Town hall meetings were held monthly to highlight positive behaviors, review Braggin' Dragon rules, and honor successful students. Students demonstrating the 4 B's were given a Braggin' Dragon dollar that could be spent at the school store every four weeks.

Oakdale Elementary School continued to focus on literacy during the 2008-09 school year and has completed the third year of its five year literacy plan. The district literacy guide was implemented and complements the work already begun at Oakdale.

The PTO continues to play a vital role in supporting our students and staff. Meeting on a regular basis, they organize and plan many events for our school. In addition, the PTO purchased a new lighted school marquee sign.

With the strong support of parents, community business partners, and a dedicated staff, we will continue to serve the students of Oakdale in a nurturing, caring environment, ensuring success to each individual child.

Mr. Neil McVann, Principal
Mrs. Jo Ellen Smith, SIC Chairperson

Comprehensive detail, including definitions of ratings, performance criteria, and explanations of status, is available on www.ed.sc.gov and www.eoc.sc.gov as well as school and school district websites.

Printed versions are available from school districts upon request.

Abbreviations Key

N/A Not Applicable N/AV Not Available N/C Not Collected N/R Not Reported I/S Insufficient Sample TBD To be determined

NI Newly Identified CSI Continuing School Improvement CA Corrective Action RP Plan to Restructure R Restructure DELAY School Improvement Status HOLD School Improvement Status