



SC Annual School Report Card Summary

Northside Elementary
 Rock Hill
 Grades: K-5 Enrollment: 375
 Principal: Linda C. Crute
 Superintendent: Dr. Lynn P. Moody
 Board Chair: Bob Norwood

PERFORMANCE

Comprehensive detail, including definitions of ratings, performance criteria, and explanations of status, is available on www.ed.sc.gov and www.eoc.sc.gov as well as school and school district websites. Printed versions are available from school districts upon request.

YEAR	ABSOLUTE RATING	GROWTH RATING	PALMETTO GOLD AND SILVER AWARD		AYP STATUS	NCLB IMPROVEMENT STATUS
			General Performance	Closing the Gap		
2009	Average	Average	TBD	TBD	Met	NI-DELAY
2008	Below Average	Average	N/A	N/A	Not Met	NI
2007	Below Average	Below Average	N/A	N/A	Not Met	N/A

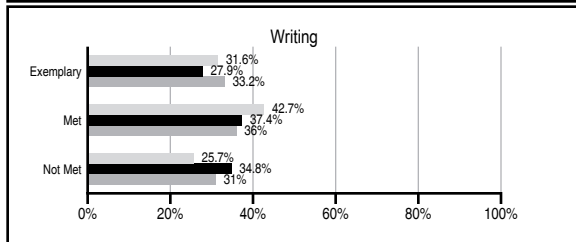
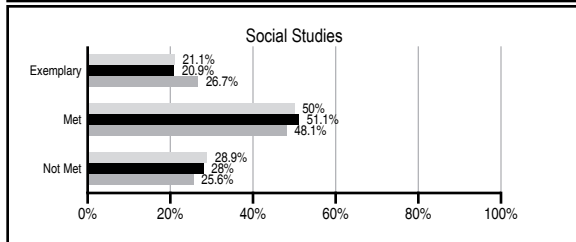
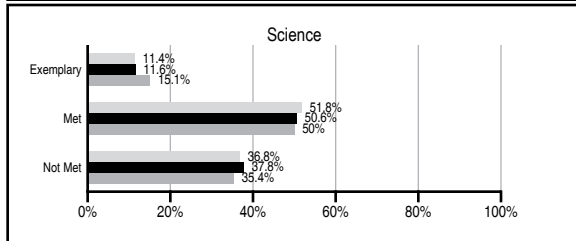
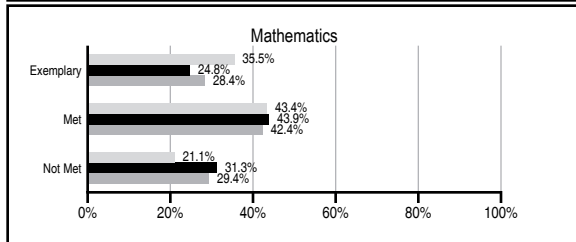
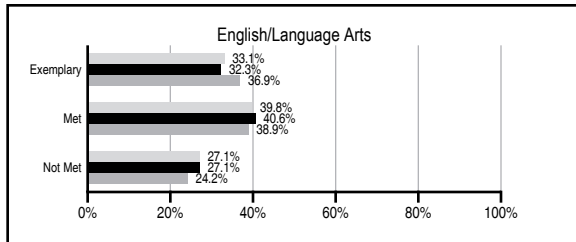
ABSOLUTE RATINGS OF ELEMENTARY SCHOOLS WITH STUDENTS LIKE OURS*

EXCELLENT	GOOD	AVERAGE	BELOW AVERAGE	AT-RISK
1	10	89	12	0

* Ratings are calculated with data available by 06/01/2010. Schools with Students Like Ours are Elementary Schools with Poverty Indices of no more than 5% above or below the index for this school.

PASS PERFORMANCE

Our School
 Elementary Schools with Students Like Ours
 Elementary schools statewide



NAEP PERFORMANCE*

* Performance reported for SC and nation, data not available at school level. Percentages at NAEP Achievement Levels.



SC PERFORMANCE GOAL

2010 Goal:
 By 2010, SC's student achievement will be ranked in the top half of the states nationally. To achieve this goal, we must become one of the fastest improving systems in the country.

2020 Vision:
 By 2020 all students will graduate with the knowledge and skills necessary to compete successfully in the global economy, participate in a democratic society and contribute positively as members of families and communities.

Abbreviations Key

N/A Not Applicable N/AV Not Available N/C Not Collected N/R Not Reported I/S Insufficient Sample TBD To be determined

NI Newly Identified CSI Continuing School Improvement CA Corrective Action RP Plan to Restructure R Restructure DELAY School Improvement Status HOLD School Improvement Status

Northside Elementary [Rock Hill]

SCHOOL PROFILE

	Our School	Change from Last Year	Elementary Schools with Students Like Ours	Median Elementary School
Students (n=375)				
Retention rate	1.9%	Down from 2.0%	2.5%	1.9%
Attendance rate	96.8%	Up from 96.1%	96.1%	96.3%
Eligible for gifted and talented	8.3%	Up from 6.5%	8.2%	10.0%
With disabilities other than speech	12.7%	Up from 9.0%	8.7%	7.7%
Older than usual for grade	0.0%	Down from 0.8%	0.6%	0.5%
Out-of-school suspensions or expulsions for violent and/or criminal offenses	0.5%	Up from 0.2%	0.0%	0.0%
Teachers (n=36)				
Teachers with advanced degrees	58.3%	Up from 50.0%	58.3%	59.4%
Continuing contract teachers	69.4%	Down from 72.5%	82.5%	80.0%
Teachers with emergency or provisional certificates	5.9%	Up from 5.7%	0.0%	0.0%
Teachers returning from previous year	87.2%	Down from 91.7%	86.5%	85.9%
Teacher attendance rate	95.0%	Down from 96.2%	95.0%	95.1%
Average teacher salary*	\$47,817	Up 3.5%	\$47,163	\$47,149
Classes not taught by highly qualified teachers	0.0%	No Change	0.0%	0.0%
Professional development days/teacher	13.2 days	Down from 14.0 days	11.8 days	11.1 days
School				
Principal's years at school	8.0	Up from 7.0	5.0	4.0
Student-teacher ratio in core subjects	17.8 to 1	No Change	18.6 to 1	18.8 to 1
Prime instructional time	90.9%	Up from 90.5%	90.1%	90.4%
Opportunities in the arts	Excellent	No Change	Good	Good
SACS accreditation	Yes	Up from No	Yes	Yes
Parents attending conferences	100.0%	No Change	100.0%	100.0%
Character development program	Average	Down from Good	Excellent	Excellent
Dollars spent per pupil**	\$7,614	Up 7.7%	\$7,330	\$7,458
Percent of expenditures for instruction**	76.8%	Up from 75.4%	68.5%	68.8%
Percent of expenditures for teacher salaries**	73.2%	Up from 70.4%	61.2%	63.2%
% of AYP objectives met	100.0%	Up from 88.2%	100.0%	100.0%

* Length of contract = 185+ days.

** Prior year audited financial data available.

EVALUATION RESULTS

	Teachers	Students*	Parents*
Number of surveys returned	24	50	27
Percent satisfied with learning environment	95.8%	98.0%	91.7%
Percent satisfied with social and physical environment	100.0%	100.0%	92.6%
Percent satisfied with school-home relations	100.0%	94.0%	92.6%

*Only students at the highest elementary school grade level at this school and their parents were included.

REPORT OF PRINCIPAL AND SCHOOL IMPROVEMENT COUNCIL

Northside Elementary School of the Arts is a Title I school that serves 375 students in grades K-5th with 60 staff members. The goal of our school is to provide learning opportunities for all children to achieve academically and personally through collaboration with the community, parents, and staff. We began our school year celebrating and welcoming our new families through rezoning. Our community business partners include Northside Baptist Church, E S & Y Auto Repair, St. John's Methodist Church, Bethel United Methodist Church, Rogers Memorial ARP Church, Chick-fil-A, Manchester Theater, McDonald's, Target, Sagebrush, Family Trust Credit Union, American Martial Arts, and Chili's Restaurant.

As a Red Carpet School and School of Promise, we continue to provide a positive relationship with home and community. All students participated in service learning projects such as holiday boxes for children around the world, \$1,602 to the American Heart Association, \$500 to the Dolly Parton Imagination Library, socks for needy children, and canned goods for the Salvation Army. Junior Achievement classes were provided for first through fifth grades.

The SIC and PTO collaborated throughout the year. A Northside Noblemen's Club for boys in grades 3-5 was formed with 6 community members joining the guidance counselor and principal as mentors.

As an Arts in Basic Curriculum school, all classes are integrating the arts. The school performed for the Blumenthal Performing Arts Center Capital Fundraiser. For the seventh year, we received a Distinguished Arts Program Grant and an Arts in Basic Curriculum Grant. Certified teachers in art, dance, drama, and music provided students with a full performing visual arts curriculum. The staff developed arts integration lessons. All grades had an artist in residence. Students, faculty, and staff produced a sky art design of the endangered cockaded woodpecker in February. Afterschool strings lessons were provided to 4th and 5th grade students.

Design qualities were incorporated into lessons. Staff members designed pre and post tests in math to guide instruction. Daily academic intervention occurred. The family educator worked with parents and children. Literacy and math workshops were provided for parents.

Our focus this year will be building our professional learning community, arts integration, and academic rigor.

Melanie Santizo, SIC Chair
Linda Crute, Principal

Comprehensive detail, including definitions of ratings, performance criteria, and explanations of status, is available on www.ed.sc.gov and www.eoc.sc.gov as well as school and school district websites.

Printed versions are available from school districts upon request.

Abbreviations Key

N/A Not Applicable N/AV Not Available N/C Not Collected N/R Not Reported I/S Insufficient Sample TBD To be determined

NI Newly Identified CSI Continuing School Improvement CA Corrective Action RP Plan to Restructure R Restructure DELAY School Improvement Status HOLD School Improvement Status