



# SC Annual School Report Card Summary

**Finley Road Elementary**  
**Rock Hill**  
**Grades: K-5**      **Enrollment: 536**  
**Principal: Allen L. Bogan**  
**Superintendent: Dr. Lynn P. Moody**  
**Board Chair: Bob Norwood**

## PERFORMANCE

Comprehensive detail, including definitions of ratings, performance criteria, and explanations of status, is available on [www.ed.sc.gov](http://www.ed.sc.gov) and [www.eoc.sc.gov](http://www.eoc.sc.gov) as well as school and school district websites. Printed versions are available from school districts upon request.

YEAR	ABSOLUTE RATING	GROWTH RATING	PALMETTO GOLD AND SILVER AWARD		AYP STATUS	NCLB IMPROVEMENT STATUS
			General Performance	Closing the Gap		
2009	Good	Average	TBD	TBD	Met	N/A
2008	Average	Good	Silver	N/A	Not Met	N/A
2007	Average	At-Risk	N/A	N/A	Not Met	N/A

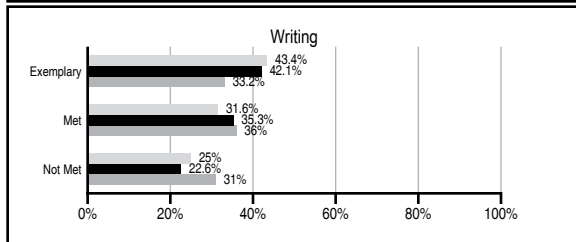
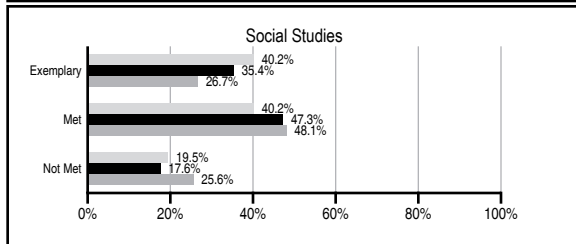
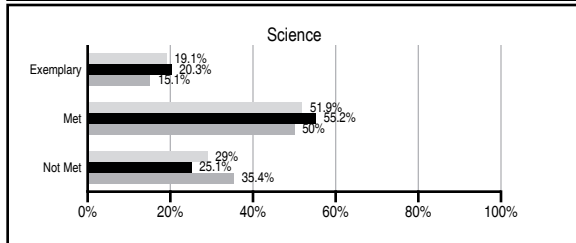
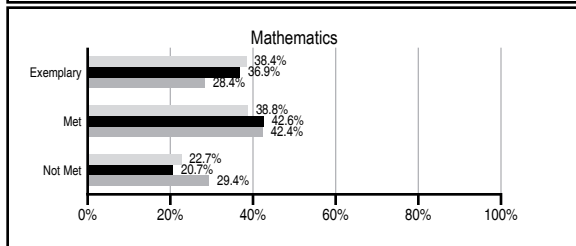
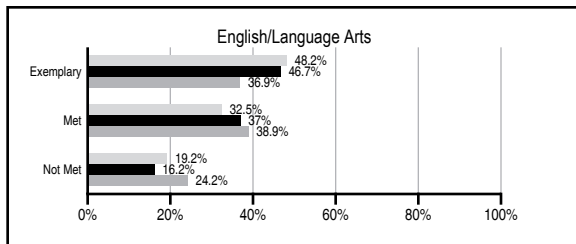
## ABSOLUTE RATINGS OF ELEMENTARY SCHOOLS WITH STUDENTS LIKE OURS\*

EXCELLENT	GOOD	AVERAGE	BELOW AVERAGE	AT-RISK
19	38	23	0	0

\* Ratings are calculated with data available by 06/01/2010. Schools with Students Like Ours are Elementary Schools with Poverty Indices of no more than 5% above or below the index for this school.

## PASS PERFORMANCE

Our School     
  Elementary Schools with Students Like Ours     
  Elementary schools statewide



## NAEP PERFORMANCE\*

\* Performance reported for SC and nation, data not available at school level. Percentages at NAEP Achievement Levels.



### SC PERFORMANCE GOAL

**2010 Goal:**  
*By 2010, SC's student achievement will be ranked in the top half of the states nationally. To achieve this goal, we must become one of the fastest improving systems in the country.*

**2020 Vision:**  
*By 2020 all students will graduate with the knowledge and skills necessary to compete successfully in the global economy, participate in a democratic society and contribute positively as members of families and communities.*

### Abbreviations Key

N/A Not Applicable N/AV Not Available N/C Not Collected N/R Not Reported I/S Insufficient Sample TBD To be determined

NI Newly Identified CSI Continuing School Improvement CA Corrective Action RP Plan to Restructure R Restructure DELAY School Improvement Status HOLD School Improvement Status

# Finley Road Elementary [Rock Hill]

## SCHOOL PROFILE

	Our School	Change from Last Year	Elementary Schools with Students Like Ours	Median Elementary School
<b>Students (n=536)</b>				
Retention rate	1.6%	Down from 2.1%	1.5%	1.9%
Attendance rate	96.9%	No Change	96.6%	96.3%
Eligible for gifted and talented	11.5%	Down from 16.6%	15.7%	10.0%
With disabilities other than speech	10.7%	Down from 12.7%	6.8%	7.7%
Older than usual for grade	0.7%	No Change	0.3%	0.5%
Out-of-school suspensions or expulsions for violent and/or criminal offenses	0.2%	Up from 0.0%	0.0%	0.0%
<b>Teachers (n=36)</b>				
Teachers with advanced degrees	61.1%	Up from 59.5%	61.3%	59.4%
Continuing contract teachers	66.7%	Down from 73.0%	84.0%	80.0%
Teachers with emergency or provisional certificates	0.0%	No Change	0.0%	0.0%
Teachers returning from previous year	88.1%	Down from 91.5%	87.7%	85.9%
Teacher attendance rate	92.9%	Down from 95.6%	95.1%	95.1%
Average teacher salary*	\$51,162	Up 4.0%	\$48,444	\$47,149
Classes not taught by highly qualified teachers	0.0%	No Change	0.0%	0.0%
Professional development days/teacher	7.3 days	Down from 17.4 days	11.3 days	11.1 days
<b>School</b>				
Principal's years at school	2.0	Up from 1.0	4.0	4.0
Student-teacher ratio in core subjects	19.5 to 1	Down from 20.7 to 1	19.3 to 1	18.8 to 1
Prime instructional time	88.1%	Down from 91.4%	90.4%	90.4%
Opportunities in the arts	Excellent	No Change	Good	Good
SACS accreditation	Yes	Up from No	Yes	Yes
Parents attending conferences	99.7%	Down from 99.9%	100.0%	100.0%
Character development program	Excellent	No Change	Excellent	Excellent
Dollars spent per pupil**	\$6,405	Down 8.8%	\$6,985	\$7,458
Percent of expenditures for instruction**	76.9%	Down from 77.2%	68.6%	68.8%
Percent of expenditures for teacher salaries**	74.7%	Up from 74.5%	60.5%	63.2%
% of AYP objectives met	100.0%	Up from 76.2%	100.0%	100.0%

\* Length of contract = 185+ days.

\*\* Prior year audited financial data available.

## EVALUATION RESULTS

	Teachers	Students*	Parents*
Number of surveys returned	29	81	39
Percent satisfied with learning environment	58.6%	97.5%	84.2%
Percent satisfied with social and physical environment	86.2%	82.7%	87.2%
Percent satisfied with school-home relations	96.6%	95.1%	81.6%

\*Only students at the highest elementary school grade level at this school and their parents were included.

## REPORT OF PRINCIPAL AND SCHOOL IMPROVEMENT COUNCIL

Since 1957, Finley Road Elementary School has created an exceptional reputation for providing excellence in education. Our school is located within the city limits and has a diverse student population. We currently serve 545 students in grades K-5, including three self-contained special education classes. Finley Road continues to meet the academic, social, emotional, and physical needs of our students on a daily basis. Finley Road continues to work in collaboration with community resources to ensure community participation in education.

Finley Road continues the process of becoming a true Professional Learning Community (PLC). Our school, as a PLC, has worked together to create a new mission statement and created goals for growth using a strategic action plan. Through staff development, the principal led staff members in collective inquiry and encouraged staff members to use data to inform instruction. Other components of a PLC are a commitment to continuous improvement and a focus on results.

Finley Road implemented enrichment and intervention blocks in mathematics at all grade levels to ensure each student's educational needs were met. Through the use of MAP testing and DesCartes, we were able to monitor students' achievements throughout the year. Every student that was administered the MAP test set a personal achievement goal in each academic area. Analyzing these immediate results allowed us to make instructional decisions which inevitably benefited each individual student. Additionally, all students participated in a one and a half hour long Literacy Block each day. The regular classroom teachers were assisted by another member of the faculty during this time. The faculty members that assisted were special area teachers, resource teachers, and intervention/instructional assistants. This process allowed for more effective small group literacy instruction for all students.

Finley Road Elementary also celebrated many academic and school-wide initiatives that benefited all students. School-wide instructional initiatives for the 2008-09 school year included a professional development focus on word study for improved reading and writing. A discipline committee was formed and is in the process of developing a school-wide discipline plan to ensure a continued safe and comfortable environment for all students. Our school is dedicated and passionate about forming a bond between school and the community to help ensure success for our students. A community outreach committee has been formed to form a bridge between the school, home and community. We remain dedicated to providing a warm, safe environment for students, faculty, staff, and visitors. Finley Road has implemented many extracurricular activities to ensure the personal growth of every student. These clubs include the Junior Beta Club, which engaged students in leadership and social growth, and the Garden Club, which worked to beautify the grounds of the school. The S.O.S. club served students in our school and served in community outreach programs. The Boy's Club worked to provide opportunities for young men to meet with successful male role models in the community. Girls on the Run met to encourage physical activity and high levels of self-esteem for young girls.

Finley Road Elementary teachers also celebrated many successes this year. Our school was awarded the Palmetto Silver Award for Academics for significant growth in student achievement. Grants awarded to teachers included a \$1,000 grant for a summer reading program, a \$600 grant for a Special Needs math program, and a \$250 Winthrop University grant for book clubs. Finley Road was also one of ten elementary schools in the state to win the Keep Learning on Track grant through the State Department of Education. This grant focuses on formative assessment practices. Finley Road also won a science

Comprehensive detail, including definitions of ratings, performance criteria, and explanations of status, is available on [www.ed.sc.gov](http://www.ed.sc.gov) and [www.eoc.sc.gov](http://www.eoc.sc.gov) as well as school and school district websites.

Printed versions are available from school districts upon request.

### Abbreviations Key

N/A Not Applicable N/AV Not Available N/C Not Collected N/R Not Reported I/S Insufficient Sample TBD To be determined

NI Newly Identified CSI Continuing School Improvement CA Corrective Action RP Plan to Restructure R Restructure DELAY School Improvement Status HOLD School Improvement Status