

SC Annual School Report Card Summary

Bellevue Elementary
Rock Hill
Grades: K-5 Enrollment: 451
Principal: John C. Kirell
Superintendent: Dr. Lynn P. Moody
Board Chair: Bob Norwood

PERFORMANCE

Comprehensive detail, including definitions of ratings, performance criteria, and explanations of status, is available on www.ed.sc.gov and www.eoc.sc.gov as well as school and school district websites. Printed versions are available from school districts upon request.

YEAR	ABSOLUTE RATING	GROWTH RATING	PALMETTO GOLD AND SILVER AWARD		AYP STATUS	NCLB IMPROVEMENT STATUS
			General Performance	Closing the Gap		
2009	Average	Good	TBD	TBD	Met	N/A
2008	Average	Average	N/A	Silver	Not Met	N/A
2007	Average	Average	N/A	N/A	Met	N/A

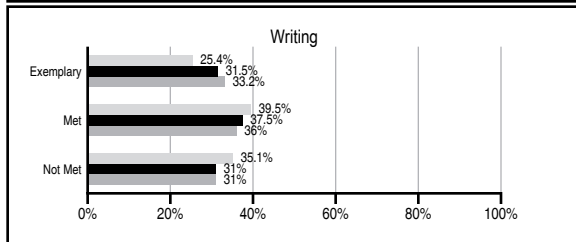
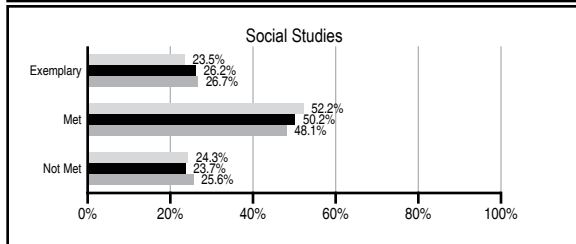
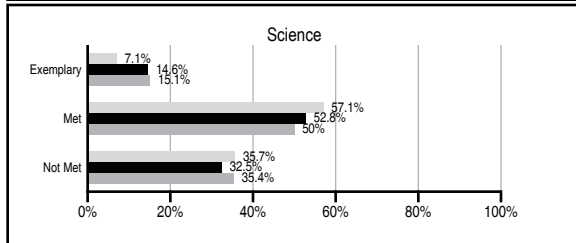
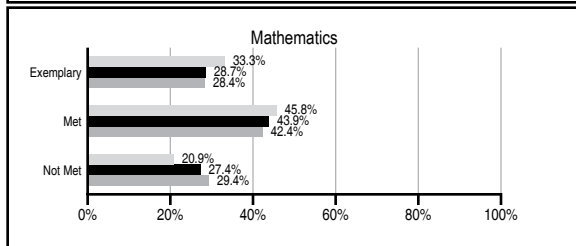
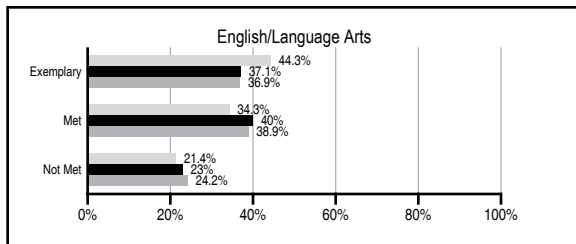
ABSOLUTE RATINGS OF ELEMENTARY SCHOOLS WITH STUDENTS LIKE OURS*

EXCELLENT	GOOD	AVERAGE	BELOW AVERAGE	AT-RISK
3	25	79	4	0

* Ratings are calculated with data available by 06/01/2010. Schools with Students Like Ours are Elementary Schools with Poverty Indices of no more than 5% above or below the index for this school.



PASS PERFORMANCE

Our School
 Elementary Schools with Students Like Ours
 Elementary schools statewide



NAEP PERFORMANCE*

* Performance reported for SC and nation, data not available at school level. Percentages at NAEP Achievement Levels.



SC PERFORMANCE GOAL

2010 Goal:

By 2010, SC's student achievement will be ranked in the top half of the states nationally. To achieve this goal, we must become one of the fastest improving systems in the country.

2020 Vision:

By 2020 all students will graduate with the knowledge and skills necessary to compete successfully in the global economy, participate in a democratic society and contribute positively as members of families and communities.

Abbreviations Key

N/A Not Applicable N/AV Not Available N/C Not Collected N/R Not Reported I/S Insufficient Sample TBD To be determined

NI Newly Identified CSI Continuing School Improvement CA Corrective Action RP Plan to Restructure R Restructure DELAY School Improvement Status HOLD School Improvement Status

Bellevue Elementary [Rock Hill]

SCHOOL PROFILE

	Our School	Change from Last Year	Elementary Schools with Students Like Ours	Median Elementary School
Students (n=451)				
Retention rate	1.7%	Down from 2.0%	2.0%	1.9%
Attendance rate	96.9%	Up from 96.7%	96.2%	96.3%
Eligible for gifted and talented	6.4%	Up from 5.8%	10.1%	10.0%
With disabilities other than speech	12.9%	Up from 10.6%	9.5%	7.7%
Older than usual for grade	0.3%	Up from 0.0%	0.5%	0.5%
Out-of-school suspensions or expulsions for violent and/or criminal offenses	0.0%	No Change	0.0%	0.0%
Teachers (n=36)				
Teachers with advanced degrees	61.1%	Up from 55.3%	60.3%	59.4%
Continuing contract teachers	72.2%	Up from 57.4%	83.9%	80.0%
Teachers with emergency or provisional certificates	0.0%	No Change	0.0%	0.0%
Teachers returning from previous year	77.2%	Down from 81.0%	88.4%	85.9%
Teacher attendance rate	93.4%	Down from 97.1%	95.1%	95.1%
Average teacher salary*	\$47,850	Up 9.2%	\$47,419	\$47,149
Classes not taught by highly qualified teachers	0.0%	No Change	0.0%	0.0%
Professional development days/teacher	9.5 days	Down from 9.7 days	11.6 days	11.1 days
School				
Principal's years at school	1.0	Down from 6.0	4.0	4.0
Student-teacher ratio in core subjects	19.5 to 1	Up from 18.9 to 1	19.0 to 1	18.8 to 1
Prime instructional time	89.1%	Down from 92.9%	90.2%	90.4%
Opportunities in the arts	Excellent	No Change	Good	Good
SACS accreditation	Yes	Up from No	Yes	Yes
Parents attending conferences	100.0%	Up from 99.3%	100.0%	100.0%
Character development program	Excellent	No Change	Excellent	Excellent
Dollars spent per pupil**	\$6,661	Up 6.6%	\$7,385	\$7,458
Percent of expenditures for instruction**	74.6%	Up from 74.3%	67.9%	68.8%
Percent of expenditures for teacher salaries**	72.1%	Up from 70.8%	61.7%	63.2%
% of AYP objectives met	100.0%	Up from 95.2%	100.0%	100.0%

* Length of contract = 185+ days.

** Prior year audited financial data available.

EVALUATION RESULTS

	Teachers	Students*	Parents*
Number of surveys returned	39	70	57
Percent satisfied with learning environment	97.4%	81.4%	88.9%
Percent satisfied with social and physical environment	100.0%	91.4%	91.1%
Percent satisfied with school-home relations	97.4%	91.4%	89.1%

*Only students at the highest elementary school grade level at this school and their parents were included.

Comprehensive detail, including definitions of ratings, performance criteria, and explanations of status, is available on www.ed.sc.gov and www.eoc.sc.gov as well as school and school district websites.

Printed versions are available from school districts upon request.

REPORT OF PRINCIPAL AND SCHOOL IMPROVEMENT COUNCIL

Bellevue Elementary School serves 470 students K-5 with a faculty and staff of 60. Our mission is to provide engaging instruction for all learners, as well as develop students of strong character. The faculty prides itself on developing innovative and rigorous coursework, and also maintaining an environment that is nurturing and caring for all stakeholders in the school community. There is a large support network setup within the school to help students succeed academically, including extra computer resources and small groups lead by teachers, administrators, and assistants.

Bellevue offers a variety of afterschool activities for students of all grade levels. To promote physical fitness, girls can participate in Girls on the Run, and both girls and boys can join our Inside Out program. Both groups integrate character education with physical activity. Our Trailblazers are a group of fifth grade students that serve as mentors and role models for younger students in the building. Each Trailblazer takes time to read with and assist students during the school day. An additional mentor program is Wildcat PRIDE. Students in this program are assigned a faculty mentor that meets with the students weekly. The faculty member also meets with a family representative to help establish school and home-based goals. Students then earn incentives as they reach these goals. Math EXCEL was created for students K-5 to provide enrichment opportunities. Students participate in math games, use manipulatives, work cooperatively to complete project based learning activities, and utilize technology to enhance higher order thinking. Math EXCEL students in grades 2-5 saw dramatic improvements in test scores.

As a Red Carpet School of Promise, Bellevue works with the community and business partners on several projects during the year. This year students raised nearly \$1,500 for the American Heart Association by participating in Jump Rope for Heart, \$500 for Cystic Fibrosis research, and another \$1,000 for the St. Jude Children's Hospital during the St. Jude Math-A-Thon. The faculty and staff raised more than \$1,200 for the Dolly Parton Imagination Library during a charity bowling event.

The School Improvement Council serves as a vital part of our school community. This year we were able to gain approval to have two gender based classes in fifth grade for the 2009-2010 school year. Members of the SIC assisted the school in gathering information, assessing data, visiting other schools with gender based classes, and holding parent information sessions. The SIC also sponsored a literacy night and math night. These events brought families together to learn fun and creative ways for parents to assist their children at home.

Bellevue Elementary School was also the proud recipient of the Palmetto Silver Award in 2009. Bellevue was one of three elementary schools in Rock Hill Schools to receive this award. Bellevue was recognized for its efforts and success in closing the achievement gap.

Melissa Gray - School Improvement Council Chair
John Kirell - Principal

Abbreviations Key

N/A Not Applicable N/AV Not Available N/C Not Collected N/R Not Reported I/S Insufficient Sample TBD To be determined

NI Newly Identified CSI Continuing School Improvement CA Corrective Action RP Plan to Restructure R Restructure DELAY School Improvement Status HOLD School Improvement Status