



SC Annual School Report Card Summary

Kinard Elementary
Clover
Grades: PK-4 Enrollment: 430
Principal: Kathy Weathers
Superintendent: Dr. Marc Sosne
Board Chair: Franklin Pendleton

PERFORMANCE

Comprehensive detail, including definitions of ratings, performance criteria, and explanations of status, is available on www.ed.sc.gov and www.eoc.sc.gov as well as school and school district websites. Printed versions are available from school districts upon request.

YEAR	ABSOLUTE RATING	GROWTH RATING	PALMETTO GOLD AND SILVER AWARD		AYP STATUS	NCLB IMPROVEMENT STATUS
			General Performance	Closing the Gap		
2009	Good	Good	TBD	TBD	Met	N/A
2008	Average	Average	N/A	Silver	Not Met	N/A
2007	Good	Good	Silver	N/A	Met	N/A

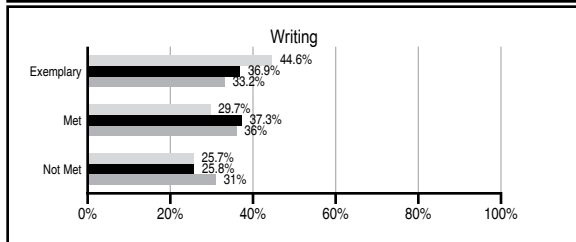
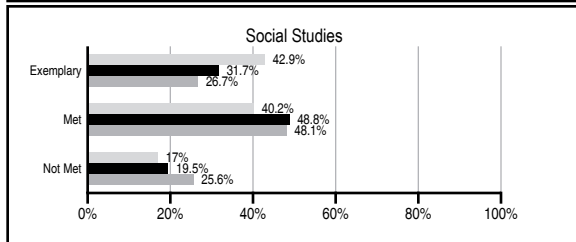
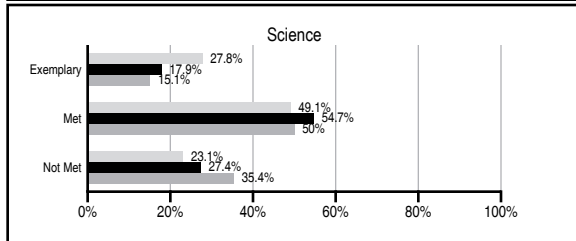
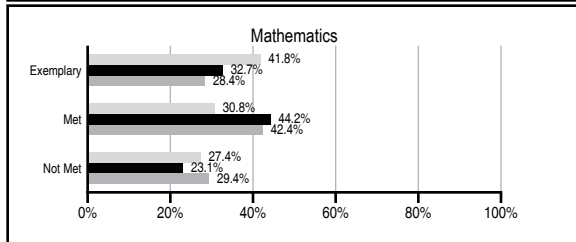
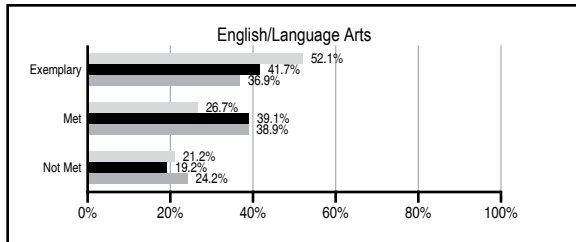
ABSOLUTE RATINGS OF ELEMENTARY SCHOOLS WITH STUDENTS LIKE OURS*

EXCELLENT	GOOD	AVERAGE	BELOW AVERAGE	AT-RISK
12	26	52	0	0

* Ratings are calculated with data available by 06/01/2010. Schools with Students Like Ours are Elementary Schools with Poverty Indices of no more than 5% above or below the index for this school.




PASS PERFORMANCE

Our School
 Elementary Schools with Students Like Ours
 Elementary schools statewide



NAEP PERFORMANCE*

* Performance reported for SC and nation, data not available at school level. Percentages at NAEP Achievement Levels.



SC PERFORMANCE GOAL

2010 Goal:
 By 2010, SC's student achievement will be ranked in the top half of the states nationally. To achieve this goal, we must become one of the fastest improving systems in the country.

2020 Vision:
 By 2020 all students will graduate with the knowledge and skills necessary to compete successfully in the global economy, participate in a democratic society and contribute positively as members of families and communities.

Abbreviations Key

N/A Not Applicable N/AV Not Available N/C Not Collected N/R Not Reported I/S Insufficient Sample TBD To be determined

NI Newly Identified CSI Continuing School Improvement CA Corrective Action RP Plan to Restructure R Restructure DELAY School Improvement Status HOLD School Improvement Status

Kinard Elementary [Clover]

SCHOOL PROFILE

	Our School	Change from Last Year	Elementary Schools with Students Like Ours	Median Elementary School
Students (n=430)				
Retention rate	1.8%	Up from 1.7%	1.8%	1.9%
Attendance rate	96.5%	Up from 96.4%	96.3%	96.3%
Eligible for gifted and talented	14.1%	Up from 11.9%	12.8%	10.0%
With disabilities other than speech	5.9%	Down from 7.0%	7.9%	7.7%
Older than usual for grade	0.0%	Down from 0.6%	0.4%	0.5%
Out-of-school suspensions or expulsions for violent and/or criminal offenses	0.0%	Down from 0.5%	0.0%	0.0%
Teachers (n=35)				
Teachers with advanced degrees	60.0%	Up from 57.6%	58.4%	59.4%
Continuing contract teachers	62.9%	Down from 69.7%	81.8%	80.0%
Teachers with emergency or provisional certificates	0.0%	No Change	0.0%	0.0%
Teachers returning from previous year	86.4%	Up from 79.6%	87.8%	85.9%
Teacher attendance rate	94.5%	Up from 94.4%	95.3%	95.1%
Average teacher salary*	\$47,777	Up 1.1%	\$46,979	\$47,149
Classes not taught by highly qualified teachers	0.0%	No Change	0.0%	0.0%
Professional development days/teacher	9.5 days	Down from 12.1 days	10.0 days	11.1 days
School				
Principal's years at school	5.0	Up from 4.0	4.0	4.0
Student-teacher ratio in core subjects	15.5 to 1	Up from 15.3 to 1	19.2 to 1	18.8 to 1
Prime instructional time	89.0%	Up from 88.1%	90.5%	90.4%
Opportunities in the arts	Good	No Change	Good	Good
SACS accreditation	Yes	Up from No	Yes	Yes
Parents attending conferences	100.0%	No Change	100.0%	100.0%
Character development program	Excellent	No Change	Excellent	Excellent
Dollars spent per pupil**	\$9,493	Up 4.5%	\$6,860	\$7,458
Percent of expenditures for instruction**	71.0%	Up from 68.0%	69.9%	68.8%
Percent of expenditures for teacher salaries**	66.3%	Up from 63.5%	64.5%	63.2%
% of AYP objectives met	100.0%	Up from 92.3%	100.0%	100.0%

* Length of contract = 185+ days.

** Prior year audited financial data available.

REPORT OF PRINCIPAL AND SCHOOL IMPROVEMENT COUNCIL

Kinard Elementary houses 444 students from pre-kindergarten through fourth grade. It is a rural school and is one of five elementary schools in York District #2. This year the staff has concentrated on staying focused on their beliefs as well as the core business of the school. Ongoing discussions have focused on staff engagement and supporting teachers as leaders and designers.

Building on the district's belief that all students have the ability to learn when immersed in a highly engaged environment, Kinard Elementary School strives for teaching excellence. The faculty and staff of Kinard are proud to offer a challenging curriculum in a student-centered, nurturing environment. Believing the focus of school is to promote student success through purposeful work, student performance on PASS continues to improve, with increasing numbers of students achieving at or above the basic level. Monitoring student progress through benchmark MAP testing and academic assistance opportunities further advances the academic gains of our students.

While student academic progress is key, the importance of character and a good work ethic is also emphasized. The STARS program recognizes students who display good character traits through monthly lunches with the administration. Our Lunch Buddy program pairs students with local citizens who serve as mentors to encourage good behavior and foster a healthy self-esteem.

Providing employees with encouragement, time, resources, and professional development is a priority of our district. Our faculty and staff realize the importance of continued growth and staff development. Many of our faculty members hold advanced degrees, and others are working toward completion of advanced degrees. Faculty members take part in many courses, seminars, and workshops to increase their knowledge and skill. Yearlong staff development at Kinard includes workshops on best practices in reading and math, writing, and data analysis.

The faculty and staff at Kinard realize that parental support and involvement are vital to a child's success in school. Parents take an active interest in their student's education through attendance at parenting workshops, student showcases, and PTO family night activities. We believe these endeavors form partnerships with parents and the community to share the responsibility for providing students a safe and supportive environment.

Georgia D. Westmoreland, Principal
Dawn Helms, SIC Chairperson

EVALUATION RESULTS

	Teachers	Students*	Parents*
Number of surveys returned	36	69	35
Percent satisfied with learning environment	97.2%	92.6%	94.3%
Percent satisfied with social and physical environment	100.0%	88.4%	91.2%
Percent satisfied with school-home relations	94.4%	94.2%	88.6%

*Only students at the highest elementary school grade level at this school and their parents were included.

Comprehensive detail, including definitions of ratings, performance criteria, and explanations of status, is available on www.ed.sc.gov and www.eoc.sc.gov as well as school and school district websites.

Printed versions are available from school districts upon request.

Abbreviations Key

N/A Not Applicable N/AV Not Available N/C Not Collected N/R Not Reported I/S Insufficient Sample TBD To be determined
NI Newly Identified CSI Continuing School Improvement CA Corrective Action RP Plan to Restructure R Restructure DELAY School Improvement Status HOLD School Improvement Status