



SC Annual School Report Card Summary

Bethel Elementary
Clover
Grades: PK-4 Enrollment: 534
Principal: Tom Guinane
Superintendent: Dr. Marc Sosne
Board Chair: Franklin Pendleton

PERFORMANCE

Comprehensive detail, including definitions of ratings, performance criteria, and explanations of status, is available on www.ed.sc.gov and www.eoc.sc.gov as well as school and school district websites. Printed versions are available from school districts upon request.

YEAR	ABSOLUTE RATING	GROWTH RATING	PALMETTO GOLD AND SILVER AWARD		AYP STATUS	NCLB IMPROVEMENT STATUS
			General Performance	Closing the Gap		
2009	Excellent	Good	TBD	TBD	Met	N/A
2008	Good	Average	Silver	N/A	Met	N/A
2007	Excellent	Excellent	Gold	N/A	Met	N/A

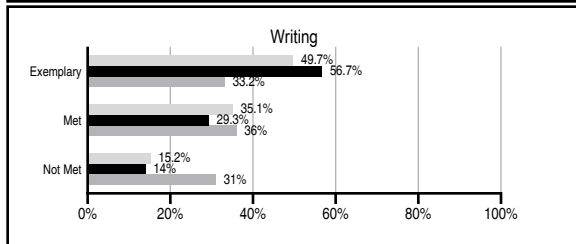
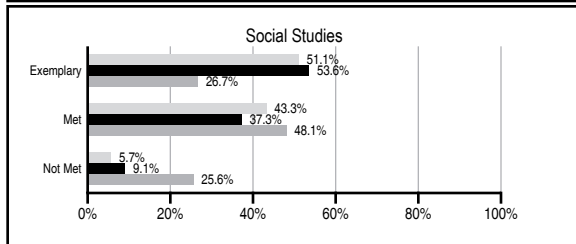
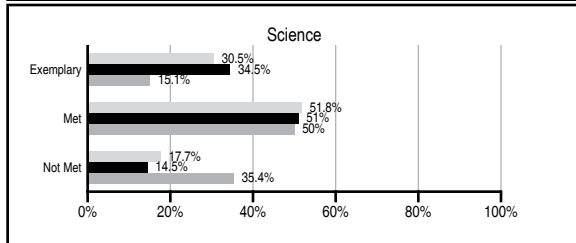
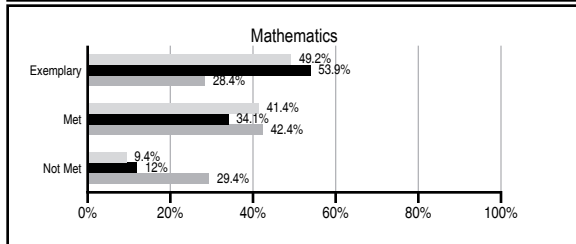
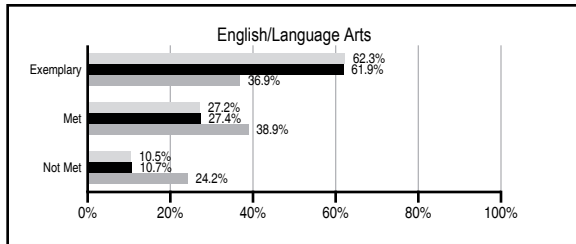
ABSOLUTE RATINGS OF ELEMENTARY SCHOOLS WITH STUDENTS LIKE OURS*

EXCELLENT	GOOD	AVERAGE	BELOW AVERAGE	AT-RISK
18	0	0	0	0

* Ratings are calculated with data available by 06/01/2010. Schools with Students Like Ours are Elementary Schools with Poverty Indices of no more than 5% above or below the index for this school.



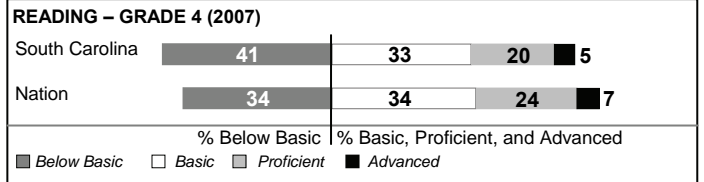
PASS PERFORMANCE

Our School
 Elementary Schools with Students Like Ours
 Elementary schools statewide



NAEP PERFORMANCE*

* Performance reported for SC and nation, data not available at school level. Percentages at NAEP Achievement Levels.



SC PERFORMANCE GOAL

2010 Goal:
 By 2010, SC's student achievement will be ranked in the top half of the states nationally. To achieve this goal, we must become one of the fastest improving systems in the country.

2020 Vision:
 By 2020 all students will graduate with the knowledge and skills necessary to compete successfully in the global economy, participate in a democratic society and contribute positively as members of families and communities.

Abbreviations Key

N/A Not Applicable N/AV Not Available N/C Not Collected N/R Not Reported I/S Insufficient Sample TBD To be determined
 NI Newly Identified CSI Continuing School Improvement CA Corrective Action RP Plan to Restructure R Restructure DELAY School Improvement Status HOLD School Improvement Status

Bethel Elementary [Clover]

SCHOOL PROFILE

	Our School	Change from Last Year	Elementary Schools with Students Like Ours	Median Elementary School
Students (n=534)				
Retention rate	2.2%	Down from 2.3%	0.9%	1.9%
Attendance rate	96.7%	Down from 96.8%	96.8%	96.3%
Eligible for gifted and talented	28.5%	Up from 27.3%	27.3%	10.0%
With disabilities other than speech	5.2%	Up from 4.3%	6.3%	7.7%
Older than usual for grade	0.0%	No Change	0.1%	0.5%
Out-of-school suspensions or expulsions for violent and/or criminal offenses	0.2%	Up from 0.0%	0.0%	0.0%
Teachers (n=33)				
Teachers with advanced degrees	69.7%	Up from 66.7%	65.7%	59.4%
Continuing contract teachers	84.8%	Down from 87.9%	83.2%	80.0%
Teachers with emergency or provisional certificates	0.0%	No Change	0.0%	0.0%
Teachers returning from previous year	96.8%	Up from 94.4%	86.7%	85.9%
Teacher attendance rate	94.7%	Up from 93.3%	94.9%	95.1%
Average teacher salary*	\$55,200	Up 4.8%	\$49,135	\$47,149
Classes not taught by highly qualified teachers	0.0%	No Change	0.0%	0.0%
Professional development days/teacher	10.4 days	Down from 11.2 days	10.7 days	11.1 days
School				
Principal's years at school	2.0	Up from 1.0	3.8	4.0
Student-teacher ratio in core subjects	21.1 to 1	Up from 18.6 to 1	20.8 to 1	18.8 to 1
Prime instructional time	90.1%	Up from 88.7%	90.8%	90.4%
Opportunities in the arts	Good	No Change	Good	Good
SACS accreditation	No	No Change	Yes	Yes
Parents attending conferences	100.0%	No Change	100.0%	100.0%
Character development program	Excellent	No Change	Excellent	Excellent
Dollars spent per pupil**	\$7,510	Down 2.4%	\$7,122	\$7,458
Percent of expenditures for instruction**	70.4%	Up from 63.8%	68.6%	68.8%
Percent of expenditures for teacher salaries**	67.7%	Up from 61.1%	64.5%	63.2%
% of AYP objectives met	100.0%	No Change	100.0%	100.0%

* Length of contract = 185+ days.

** Prior year audited financial data available.

EVALUATION RESULTS

	Teachers	Students*	Parents*
Number of surveys returned	32	93	89
Percent satisfied with learning environment	96.9%	92.5%	93.3%
Percent satisfied with social and physical environment	96.9%	93.5%	93.3%
Percent satisfied with school-home relations	100.0%	95.7%	87.6%

*Only students at the highest elementary school grade level at this school and their parents were included.

REPORT OF PRINCIPAL AND SCHOOL IMPROVEMENT COUNCIL

The mission of Bethel Elementary School, in partnership with the community, is to prepare lifelong problem solvers who will be productive in a culturally diverse and technologically oriented world by providing a quality education in a safe environment conducive to learning. All stakeholders, including teachers, administration, and parents, work together to provide a high quality education in a safe and welcoming environment.

Bethel Elementary is very proud to be the recipient of the Palmetto Silver Award. Bethel Elementary has received either the Gold or Silver Palmetto Award for the past 9 years straight, a direct reflection of the high expectations placed on students to achieve their highest potential by the teachers and staff. One hundred percent of the faculty is highly qualified as required by federal and state law, and most of the certified personnel have advanced degrees. There are also nine National Board Certified teachers on staff at Bethel.

Bethel is fortunate to have an actively involved PTA. It is responsible for many activities and funds that are provided throughout the school year. Some of these things include the annual Fall Carnival, Artist-in-Residence programs, and monetary funds for teachers' support in the classroom to enhance the learning of their students.

Bethel continues to be an exceptional institution of learning and will strive to maintain the level of excellence that was established over the past 80 years.

Angela Howze
(SIC Chairman)

Comprehensive detail, including definitions of ratings, performance criteria, and explanations of status, is available on www.ed.sc.gov and www.eoc.sc.gov as well as school and school district websites.

Printed versions are available from school districts upon request.

Abbreviations Key

N/A Not Applicable N/AV Not Available N/C Not Collected N/R Not Reported I/S Insufficient Sample TBD To be determined

NI Newly Identified CSI Continuing School Improvement CA Corrective Action RP Plan to Restructure R Restructure DELAY School Improvement Status HOLD School Improvement Status