



SC Annual School Report Card Summary

Bethany Elementary
Clover
Grades: PK-4 Enrollment: 318
Principal: Cathy P. McCarter
Superintendent: Dr. Marc Sosne
Board Chair: Franklin Pendleton

PERFORMANCE

Comprehensive detail, including definitions of ratings, performance criteria, and explanations of status, is available on www.ed.sc.gov and www.eoc.sc.gov as well as school and school district websites. Printed versions are available from school districts upon request.

YEAR	ABSOLUTE RATING	GROWTH RATING	PALMETTO GOLD AND SILVER AWARD		AYP STATUS	NCLB IMPROVEMENT STATUS
			General Performance	Closing the Gap		
2009	Excellent	Good	TBD	TBD	Met	N/A
2008	Good	Average	Silver	Silver	Met	N/A
2007	Excellent	Average	Gold	N/A	Met	N/A

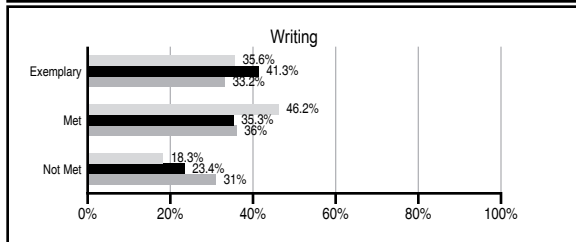
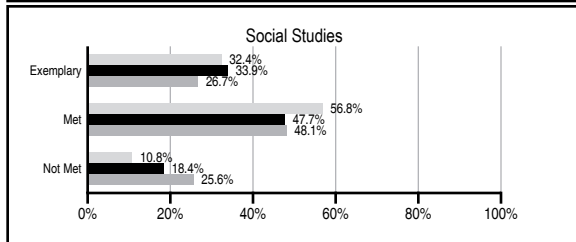
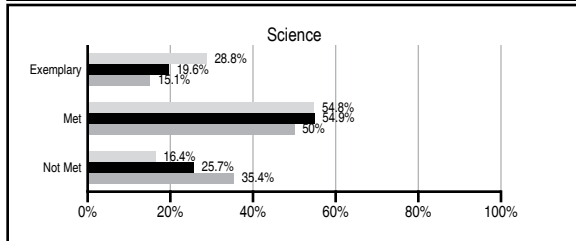
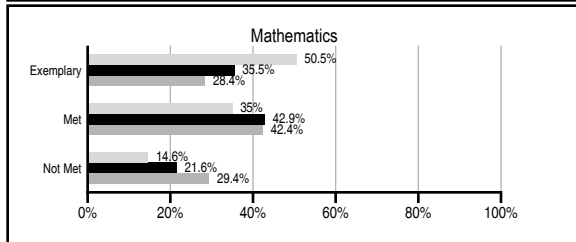
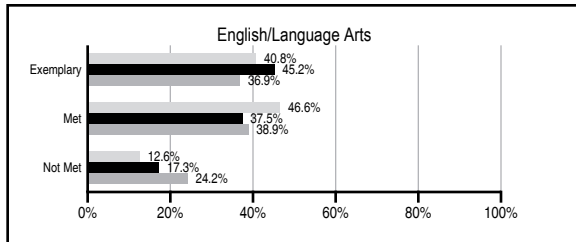
ABSOLUTE RATINGS OF ELEMENTARY SCHOOLS WITH STUDENTS LIKE OURS*

EXCELLENT	GOOD	AVERAGE	BELOW AVERAGE	AT-RISK
17	37	35	0	0

* Ratings are calculated with data available by 06/01/2010. Schools with Students Like Ours are Elementary Schools with Poverty Indices of no more than 5% above or below the index for this school.



PASS PERFORMANCE

Our School
 Elementary Schools with Students Like Ours
 Elementary schools statewide



NAEP PERFORMANCE*

* Performance reported for SC and nation, data not available at school level. Percentages at NAEP Achievement Levels.



SC PERFORMANCE GOAL

2010 Goal:
 By 2010, SC's student achievement will be ranked in the top half of the states nationally. To achieve this goal, we must become one of the fastest improving systems in the country.

2020 Vision:
 By 2020 all students will graduate with the knowledge and skills necessary to compete successfully in the global economy, participate in a democratic society and contribute positively as members of families and communities.

Abbreviations Key

N/A Not Applicable N/AV Not Available N/C Not Collected N/R Not Reported I/S Insufficient Sample TBD To be determined
 NI Newly Identified CSI Continuing School Improvement CA Corrective Action RP Plan to Restructure R Restructure DELAY School Improvement Status HOLD School Improvement Status

Bethany Elementary [Clover]

SCHOOL PROFILE

	Our School	Change from Last Year	Elementary Schools with Students Like Ours	Median Elementary School
Students (n=318)				
Retention rate	1.8%	Up from 0.7%	1.6%	1.9%
Attendance rate	96.4%	Up from 96.0%	96.4%	96.3%
Eligible for gifted and talented	13.6%	Down from 19.5%	15.2%	10.0%
With disabilities other than speech	5.3%	Down from 5.6%	7.2%	7.7%
Older than usual for grade	0.0%	No Change	0.3%	0.5%
Out-of-school suspensions or expulsions for violent and/or criminal offenses	0.0%	No Change	0.0%	0.0%
Teachers (n=27)				
Teachers with advanced degrees	70.4%	No Change	61.5%	59.4%
Continuing contract teachers	88.9%	Up from 85.2%	84.6%	80.0%
Teachers with emergency or provisional certificates	0.0%	No Change	0.0%	0.0%
Teachers returning from previous year	92.2%	Up from 89.4%	88.7%	85.9%
Teacher attendance rate	96.4%	Up from 94.6%	95.1%	95.1%
Average teacher salary*	\$54,872	Up 5.8%	\$48,430	\$47,149
Classes not taught by highly qualified teachers	0.0%	No Change	0.0%	0.0%
Professional development days/teacher	13.0 days	Down from 13.2 days	11.3 days	11.1 days
School				
Principal's years at school	5.0	Up from 4.0	6.0	4.0
Student-teacher ratio in core subjects	17.7 to 1	Down from 20.7 to 1	19.3 to 1	18.8 to 1
Prime instructional time	90.4%	Up from 88.6%	90.5%	90.4%
Opportunities in the arts	Good	No Change	Good	Good
SACS accreditation	No	No Change	Yes	Yes
Parents attending conferences	100.0%	No Change	100.0%	100.0%
Character development program	Excellent	No Change	Excellent	Excellent
Dollars spent per pupil**	\$11,114	Down 6.4%	\$6,985	\$7,458
Percent of expenditures for instruction**	71.0%	Up from 66.5%	68.9%	68.8%
Percent of expenditures for teacher salaries**	66.0%	Up from 62.9%	61.0%	63.2%
% of AYP objectives met	100.0%	No Change	100.0%	100.0%

* Length of contract = 185+ days.

** Prior year audited financial data available.

EVALUATION RESULTS

	Teachers	Students*	Parents*
Number of surveys returned	27	43	46
Percent satisfied with learning environment	100.0%	92.7%	95.7%
Percent satisfied with social and physical environment	100.0%	83.3%	95.7%
Percent satisfied with school-home relations	100.0%	90.5%	100.0%

*Only students at the highest elementary school grade level at this school and their parents were included.

Comprehensive detail, including definitions of ratings, performance criteria, and explanations of status, is available on www.ed.sc.gov and www.eoc.sc.gov as well as school and school district websites.

Printed versions are available from school districts upon request.

REPORT OF PRINCIPAL AND SCHOOL IMPROVEMENT COUNCIL

Bethany Elementary School's success continues to be grounded in a strong, positive school and community culture and excellence in teaching and learning. Our culture thrives on common values, traditions, and ceremonies that exemplify the significance we place on the teaching and learning environment. Our strong culture is a unifying force for students, parents, faculty, and staff.

The faculty and staff at Bethany are committed to high levels of student achievement. This commitment is seen in the achievement of all students. Bethany students continue to score above the state average on state testing. In addition, Bethany School has been recognized by the Education Oversight Committee for closing the achievement gap for the past seven years.

The interpretation of student data is an important part of daily instruction at Bethany. MAP, standardized test results, DRA results, and running records are some of the information used to provide targeted instruction for students.

Meeting the needs of all students, without interruption, is a clear focus at Bethany Elementary School. This is accomplished through a daily common grade-level flexible grouping time. This time allows teachers and additional staff to instruct students in areas of need and, at the same time, minimize the need for classroom pullouts and interruptions throughout the remainder of the instructional day.

Providing employees with encouragement, resources, and time for planning and reflection is an important part of the teaching and learning culture at Bethany. In addition to daily common grade-level planning, special planning days have been periodically worked into the schedule. During these days, students participate in special activities planned at the school while teachers work at grade-level and across grade-level for 2.5 hours to study student data and to plan instruction.

While academics are our focus, opportunities to experience success beyond the classroom are available through student council, safety patrol, art club, and chorus. A morning television program is fully produced and operated by our students. Character education is a very important part of our school, with administrators and teachers emphasizing a new character trait each month.

The affirmation of student work is an important tradition at Bethany. Each year, a special celebration of student work is held. During this celebration, parents and community members learn about the quality of instruction provided, and students select and share work that they have completed throughout the year.

We are proud of the success of our students at Bethany!

Lisbeth Carpenter, SIC Chair
Cathy P. McCarter, Principal

Abbreviations Key

N/A Not Applicable N/AV Not Available N/C Not Collected N/R Not Reported I/S Insufficient Sample TBD To be determined

NI Newly Identified CSI Continuing School Improvement CA Corrective Action RP Plan to Restructure R Restructure DELAY School Improvement Status HOLD School Improvement Status