



SC Annual School Report Card Summary

Pocalla Springs Elementary
 Sumter 2
 Grades: PK-5 Enrollment: 957
 Principal: Lucille S. McQuilla
 Superintendent: Dr. J. Frank Baker
 Board Chair: Mr. Larry Addison

PERFORMANCE

Comprehensive detail, including definitions of ratings, performance criteria, and explanations of status, is available on www.ed.sc.gov and www.eoc.sc.gov as well as school and school district websites. Printed versions are available from school districts upon request.

YEAR	ABSOLUTE RATING	GROWTH RATING	PALMETTO GOLD AND SILVER AWARD		AYP STATUS	NCLB IMPROVEMENT STATUS
			General Performance	Closing the Gap		
2009	Average	Average	TBD	TBD	Not Met	CA
2008	Below Average	Below Average	N/A	N/A	Not Met	CSI
2007	Below Average	Below Average	N/A	N/A	Not Met	NI

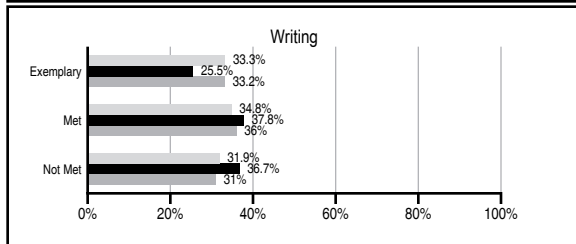
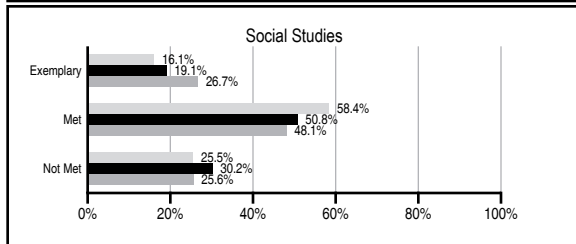
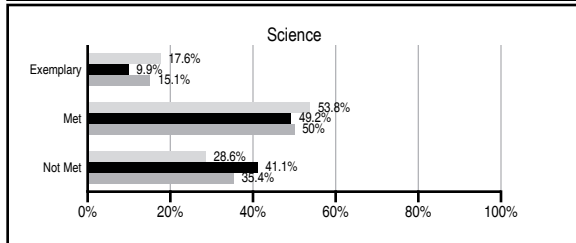
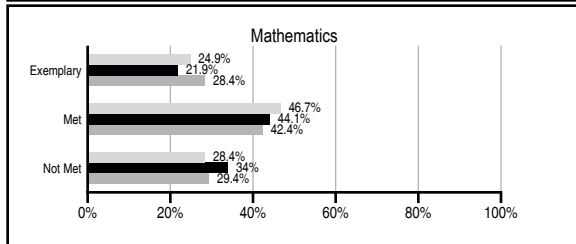
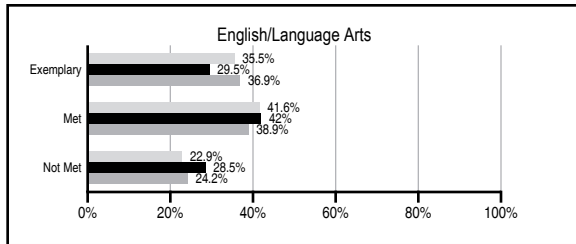
ABSOLUTE RATINGS OF ELEMENTARY SCHOOLS WITH STUDENTS LIKE OURS*

EXCELLENT	GOOD	AVERAGE	BELOW AVERAGE	AT-RISK
0	7	91	19	1

* Ratings are calculated with data available by 06/01/2010. Schools with Students Like Ours are Elementary Schools with Poverty Indices of no more than 5% above or below the index for this school.




PASS PERFORMANCE

Our School
 Elementary Schools with Students Like Ours
 Elementary schools statewide



NAEP PERFORMANCE*

* Performance reported for SC and nation, data not available at school level. Percentages at NAEP Achievement Levels.



SC PERFORMANCE GOAL

2010 Goal:
 By 2010, SC's student achievement will be ranked in the top half of the states nationally. To achieve this goal, we must become one of the fastest improving systems in the country.

2020 Vision:
 By 2020 all students will graduate with the knowledge and skills necessary to compete successfully in the global economy, participate in a democratic society and contribute positively as members of families and communities.

Abbreviations Key

N/A Not Applicable N/AV Not Available N/C Not Collected N/R Not Reported I/S Insufficient Sample TBD To be determined

NI Newly Identified CSI Continuing School Improvement CA Corrective Action RP Plan to Restructure R Restructure DELAY School Improvement Status HOLD School Improvement Status

Pocalla Springs Elementary [Sumter 2]

SCHOOL PROFILE

	Our School	Change from Last Year	Elementary Schools with Students Like Ours	Median Elementary School
Students (n=957)				
Retention rate	3.9%	Down from 4.8%	2.5%	1.9%
Attendance rate	96.1%	Down from 96.3%	96.1%	96.3%
Eligible for gifted and talented	11.0%	Up from 10.3%	7.1%	10.0%
With disabilities other than speech	7.9%	Up from 7.6%	9.2%	7.7%
Older than usual for grade	1.5%	Down from 1.9%	0.6%	0.5%
Out-of-school suspensions or expulsions for violent and/or criminal offenses	0.2%	Up from 0.1%	0.0%	0.0%
Teachers (n=59)				
Teachers with advanced degrees	35.6%	Up from 31.0%	57.1%	59.4%
Continuing contract teachers	57.6%	Down from 62.1%	80.6%	80.0%
Teachers with emergency or provisional certificates	2.1%	Up from 0.0%	0.0%	0.0%
Teachers returning from previous year	76.7%	Down from 80.1%	85.5%	85.9%
Teacher attendance rate	96.9%	Down from 97.0%	94.9%	95.1%
Average teacher salary*	\$41,016	Up 5.5%	\$46,457	\$47,149
Classes not taught by highly qualified teachers	0.0%	No Change	0.0%	0.0%
Professional development days/teacher	8.5 days	Down from 14.3 days	12.0 days	11.1 days
School				
Principal's years at school	5.0	Up from 4.0	4.0	4.0
Student-teacher ratio in core subjects	20.6 to 1	Up from 19.8 to 1	18.5 to 1	18.8 to 1
Prime instructional time	92.4%	Down from 92.7%	90.0%	90.4%
Opportunities in the arts	Good	No Change	Good	Good
SACS accreditation	Yes	No Change	Yes	Yes
Parents attending conferences	100.0%	No Change	100.0%	100.0%
Character development program	Excellent	No Change	Excellent	Excellent
Dollars spent per pupil**	\$5,692	Up 1.4%	\$7,663	\$7,458
Percent of expenditures for instruction**	64.4%	Down from 64.6%	68.5%	68.8%
Percent of expenditures for teacher salaries**	46.2%	Down from 61.3%	62.0%	63.2%
% of AYP objectives met	95.2%	Up from 71.4%	100.0%	100.0%

* Length of contract = 185+ days.

** Prior year audited financial data available.

EVALUATION RESULTS

	Teachers	Students*	Parents*
Number of surveys returned	47	138	80
Percent satisfied with learning environment	100.0%	89.1%	92.2%
Percent satisfied with social and physical environment	100.0%	84.8%	91.1%
Percent satisfied with school-home relations	97.8%	84.1%	92.2%

*Only students at the highest elementary school grade level at this school and their parents were included.

REPORT OF PRINCIPAL AND SCHOOL IMPROVEMENT COUNCIL

Pocalla Springs has a proud tradition of excellence and continues to make improvement. The school is located in a rural area in the southeastern portion of Sumter County, one of the fastest-growing areas in Sumter. Currently, the school is in the process of renovating and adding more than 20 classrooms to the building. This will eliminate the portable classrooms. Most of the construction will be completed in time for the 2009-2010 school year.

Pocalla Springs prides itself on academic excellence. We continue to provide a positive and safe learning environment for all of our students. Our staff is comprised of highly-qualified teachers who work hard to provide rigorous daily instruction based on state standards. The teachers help each student discover their strengths, skills, and talents needed to become productive citizens. Standards-based unit plans, research-based activities, and best practices are used as the basis of instruction. Teachers participate in a number of workshops and trainings to keep abreast of new teaching strategies for elementary education. They analyze tests, Benchmarks, and MAP data in order to improve instruction. In developing the plans, teachers keep the learning styles of students in mind. The students continue to show progress on all assessments. Two computer labs, and the integration of technology in classrooms through the use of Promethean boards, digital cameras, laptops, etc., have been set up to ensure that students are exposed to all phases of technology at an early age. The library provides interactive instruction through the use of technology for students in grades three through five.

Pocalla Springs has a very active School Improvement Council (SIC). This year, the SIC received an honorable mention for the Dick and Tunkey Riley Award. This council assists the administration and staff with school needs and assessment. The primary goals for the school are to increase student achievement in all academic areas, to provide research-based professional development for staff, and to increase student attendance. The school and community members work together to set goals for the school. The PTA and School Improvement Council assist the Site Based Planning Committee with setting goals. The school works with parents to eliminate barriers to communications. Many parents volunteer in the school on a daily basis, assisting with clerical work and tutoring students who need extra assistance. The teachers and staff of Pocalla Springs Elementary School continue to strive for academic excellence through high expectations.

Lucille McQuilla, Principal
Kelly Jordan, School Improvement Council Chairperson

Comprehensive detail, including definitions of ratings, performance criteria, and explanations of status, is available on www.ed.sc.gov and www.eoc.sc.gov as well as school and school district websites.

Printed versions are available from school districts upon request.

Abbreviations Key

N/A Not Applicable N/AV Not Available N/C Not Collected N/R Not Reported I/S Insufficient Sample TBD To be determined
NI Newly Identified CSI Continuing School Improvement CA Corrective Action RP Plan to Restructure R Restructure DELAY School Improvement Status HOLD School Improvement Status