



SC Annual School Report Card Summary

Shaw Heights Elementary
Sumter 2

Grades: 2-3

Enrollment: 521

Principal: Stella Hall

Superintendent: Dr. J. Frank Baker

Board Chair: Mr. Larry Addison

PERFORMANCE

Comprehensive detail, including definitions of ratings, performance criteria, and explanations of status, is available on www.ed.sc.gov and www.eoc.sc.gov as well as school and school district websites. Printed versions are available from school districts upon request.

YEAR	ABSOLUTE RATING	GROWTH RATING	PALMETTO GOLD AND SILVER AWARD		AYP STATUS	NCLB IMPROVEMENT STATUS
			General Performance	Closing the Gap		
2009	Average	At-Risk	TBD	TBD	Not Met	NI
2008	Average	Below Average	N/A	N/A	Not Met	N/A
2007	Average	At-Risk	N/A	N/A	Met	N/A

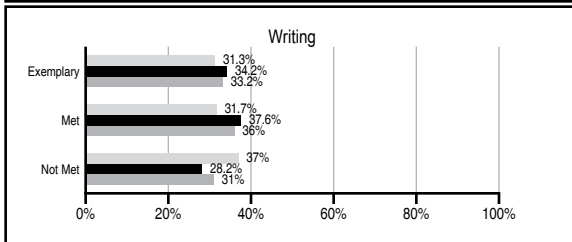
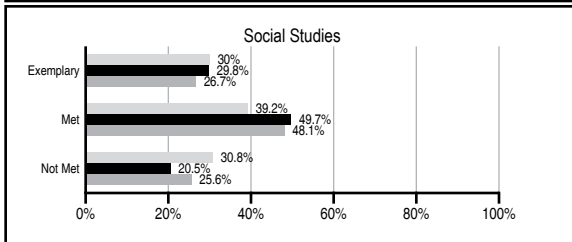
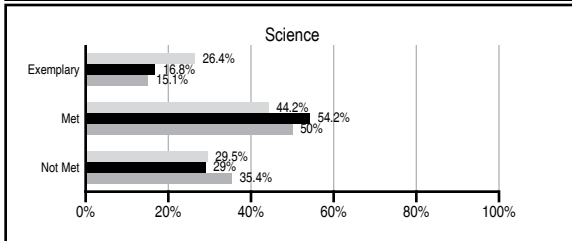
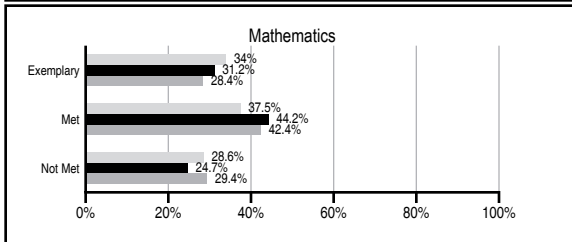
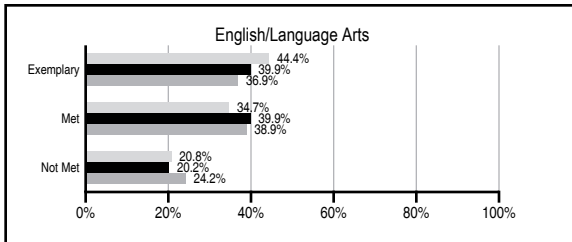
ABSOLUTE RATINGS OF ELEMENTARY SCHOOLS WITH STUDENTS LIKE OURS*

EXCELLENT	GOOD	AVERAGE	BELOW AVERAGE	AT-RISK
7	28	50	2	0

* Ratings are calculated with data available by 06/01/2010. Schools with Students Like Ours are Elementary Schools with Poverty Indices of no more than 5% above or below the index for this school.




PASS PERFORMANCE

Our School
 Elementary Schools with Students Like Ours
 Elementary schools statewide



NAEP PERFORMANCE*

* Performance reported for SC and nation, data not available at school level. Percentages at NAEP Achievement Levels.



SC PERFORMANCE GOAL

2010 Goal:

By 2010, SC's student achievement will be ranked in the top half of the states nationally. To achieve this goal, we must become one of the fastest improving systems in the country.

2020 Vision:

By 2020 all students will graduate with the knowledge and skills necessary to compete successfully in the global economy, participate in a democratic society and contribute positively as members of families and communities.

Abbreviations Key

N/A Not Applicable N/AV Not Available N/C Not Collected N/R Not Reported I/S Insufficient Sample TBD To be determined

NI Newly Identified CSI Continuing School Improvement CA Corrective Action RP Plan to Restructure R Restructure DELAY School Improvement Status HOLD School Improvement Status

Shaw Heights Elementary [Sumter 2]

SCHOOL PROFILE

	Our School	Change from Last Year	Elementary Schools with Students Like Ours	Median Elementary School
Students (n=521)				
Retention rate	3.0%	Up from 2.1%	1.9%	1.9%
Attendance rate	96.4%	Up from 96.3%	96.2%	96.3%
Eligible for gifted and talented	6.6%	Down from 9.9%	11.0%	10.0%
With disabilities other than speech	8.2%	Down from 8.3%	8.2%	7.7%
Older than usual for grade	1.7%	Up from 1.5%	0.4%	0.5%
Out-of-school suspensions or expulsions for violent and/or criminal offenses	0.2%	Down from 0.4%	0.0%	0.0%
Teachers (n=30)				
Teachers with advanced degrees	63.3%	Up from 56.7%	58.6%	59.4%
Continuing contract teachers	90.0%	Up from 73.3%	84.4%	80.0%
Teachers with emergency or provisional certificates	0.0%	No Change	0.0%	0.0%
Teachers returning from previous year	90.7%	Up from 88.3%	86.9%	85.9%
Teacher attendance rate	95.7%	Up from 95.3%	95.3%	95.1%
Average teacher salary*	\$44,597	Up 5.5%	\$46,824	\$47,149
Classes not taught by highly qualified teachers	5.2%	Up from 2.7%	0.0%	0.0%
Professional development days/teacher	19.0 days	Up from 14.4 days	11.6 days	11.1 days
School				
Principal's years at school	2.0	Up from 1.0	4.0	4.0
Student-teacher ratio in core subjects	20.2 to 1	Down from 20.4 to 1	19.1 to 1	18.8 to 1
Prime instructional time	90.9%	Up from 90.6%	90.4%	90.4%
Opportunities in the arts	Good	No Change	Good	Good
SACS accreditation	Yes	No Change	Yes	Yes
Parents attending conferences	91.5%	Down from 99.5%	100.0%	100.0%
Character development program	Excellent	Up from Good	Excellent	Excellent
Dollars spent per pupil**	\$5,925	Up 1.8%	\$6,996	\$7,458
Percent of expenditures for instruction**	60.9%	Down from 62.1%	68.5%	68.8%
Percent of expenditures for teacher salaries**	44.6%	Down from 57.9%	64.1%	63.2%
% of AYP objectives met	95.2%	Up from 88.2%	100.0%	100.0%

* Length of contract = 185+ days.

** Prior year audited financial data available.

EVALUATION RESULTS

	Teachers	Students*	Parents*
Number of surveys returned	32	252	94
Percent satisfied with learning environment	68.8%	87.1%	88.3%
Percent satisfied with social and physical environment	96.8%	88.8%	89.4%
Percent satisfied with school-home relations	75.0%	92.4%	83.7%

*Only students at the highest elementary school grade level at this school and their parents were included.

REPORT OF PRINCIPAL AND SCHOOL IMPROVEMENT COUNCIL

The children at Shaw Heights Elementary School have completed another exciting year. Our faculty and staff are committed to improving student achievement by holding high expectations for learning and social development. Through the use of instructional computer programs at school and at home, students in second and third grades gained knowledge in reading, math, and the skills necessary for them to succeed in the 21st Century.

Our afterschool ACES program offers students additional assistance in reading comprehension, in promoting inquiry learning, in encouraging higher-level thinking skills, and in developing students' problem-solving strategies. Our afterschool PASS preparation program is designed to prepare students for the PASS.

Community members and parent volunteers spend a great deal of time and effort working with our teachers and students to provide for our needs. Our volunteers truly enrich many of the activities provided to our students. Our school, Shaw Heights, is a magnificent educational atmosphere where learning is top priority, and we do our best to ensure that All Children Excel in School at the home of the Flying ACES.

Stella Hall, Principal

Tina Pastore, School Improvement Council Chair

Comprehensive detail, including definitions of ratings, performance criteria, and explanations of status, is available on www.ed.sc.gov and www.eoc.sc.gov as well as school and school district websites.

Printed versions are available from school districts upon request.

Abbreviations Key

N/A Not Applicable N/AV Not Available N/C Not Collected N/R Not Reported I/S Insufficient Sample TBD To be determined

NI Newly Identified CSI Continuing School Improvement CA Corrective Action RP Plan to Restructure R Restructure DELAY School Improvement Status HOLD School Improvement Status