

SC Annual School Report Card Summary

**Rafting Creek Elementary
Sumter 2**

Grades: PK-5

Enrollment: 213

Principal: Ida Barboza

Superintendent: Dr. J. Frank Baker

Board Chair: Mr. Larry Addison

PERFORMANCE

Comprehensive detail, including definitions of ratings, performance criteria, and explanations of status, is available on www.ed.sc.gov and www.eoc.sc.gov as well as school and school district websites. Printed versions are available from school districts upon request.

YEAR	ABSOLUTE RATING	GROWTH RATING	PALMETTO GOLD AND SILVER AWARD		AYP STATUS	NCLB IMPROVEMENT STATUS
			General Performance	Closing the Gap		
2009	Average	Below Average	TBD	TBD	Met	N/A
2008	Average	Average	N/A	N/A	Met	N/A
2007	Below Average	At-Risk	N/A	N/A	Met	N/A

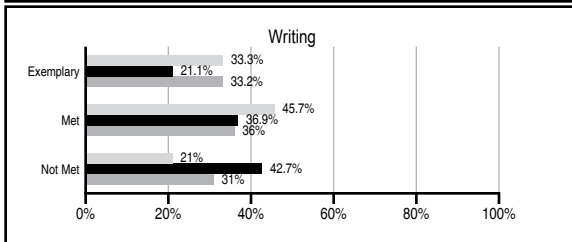
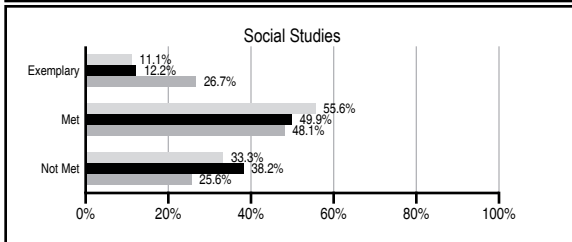
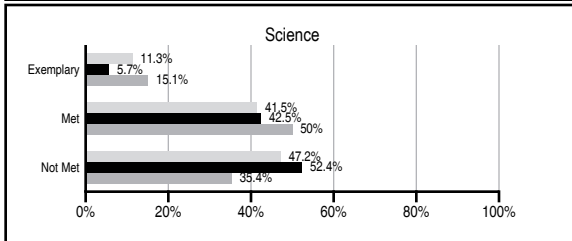
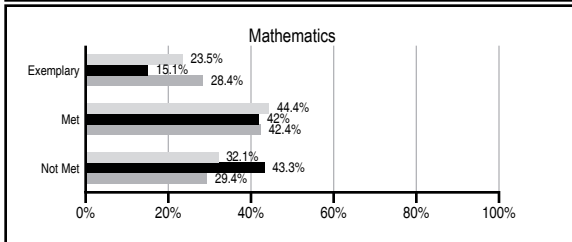
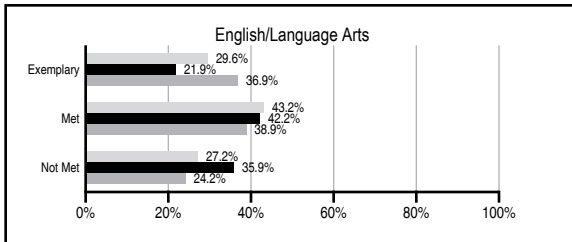
ABSOLUTE RATINGS OF ELEMENTARY SCHOOLS WITH STUDENTS LIKE OURS*

EXCELLENT	GOOD	AVERAGE	BELOW AVERAGE	AT-RISK
1	3	65	62	32

* Ratings are calculated with data available by 06/01/2010. Schools with Students Like Ours are Elementary Schools with Poverty Indices of no more than 5% above or below the index for this school.




PASS PERFORMANCE

Our School
 Elementary Schools with Students Like Ours
 Elementary schools statewide



NAEP PERFORMANCE*

* Performance reported for SC and nation, data not available at school level. Percentages at NAEP Achievement Levels.



SC PERFORMANCE GOAL

2010 Goal:

By 2010, SC's student achievement will be ranked in the top half of the states nationally. To achieve this goal, we must become one of the fastest improving systems in the country.

2020 Vision:

By 2020 all students will graduate with the knowledge and skills necessary to compete successfully in the global economy, participate in a democratic society and contribute positively as members of families and communities.

Abbreviations Key

N/A Not Applicable N/AV Not Available N/C Not Collected N/R Not Reported I/S Insufficient Sample TBD To be determined

NI Newly Identified CSI Continuing School Improvement CA Corrective Action RP Plan to Restructure R Restructure DELAY School Improvement Status HOLD School Improvement Status

Rafting Creek Elementary [Sumter 2]

SCHOOL PROFILE

	Our School	Change from Last Year	Elementary Schools with Students Like Ours	Median Elementary School
Students (n=213)				
Retention rate	1.6%	Down from 3.7%	2.4%	1.9%
Attendance rate	96.5%	Up from 96.3%	96.0%	96.3%
Eligible for gifted and talented	14.3%	Up from 9.1%	3.1%	10.0%
With disabilities other than speech	6.8%	Down from 7.1%	7.5%	7.7%
Older than usual for grade	0.6%	Down from 1.8%	1.1%	0.5%
Out-of-school suspensions or expulsions for violent and/or criminal offenses	0.0%	No Change	0.0%	0.0%
Teachers (n=17)				
Teachers with advanced degrees	64.7%	Up from 50.0%	57.1%	59.4%
Continuing contract teachers	88.2%	Up from 85.7%	71.6%	80.0%
Teachers with emergency or provisional certificates	0.0%	No Change	0.0%	0.0%
Teachers returning from previous year	90.0%	No Change	81.7%	85.9%
Teacher attendance rate	95.8%	Down from 96.7%	95.2%	95.1%
Average teacher salary*	\$47,899	Up 8.8%	\$45,790	\$47,149
Classes not taught by highly qualified teachers	10.7%	Down from 16.7%	0.0%	0.0%
Professional development days/teacher	20.9 days	Up from 20.4 days	10.7 days	11.1 days
School				
Principal's years at school	25.0	Up from 24.0	3.0	4.0
Student-teacher ratio in core subjects	15.6 to 1	Up from 15.5 to 1	16.7 to 1	18.8 to 1
Prime instructional time	91.6%	Down from 92.4%	90.1%	90.4%
Opportunities in the arts	Good	No Change	Good	Good
SACS accreditation	Yes	No Change	Yes	Yes
Parents attending conferences	100.0%	No Change	100.0%	100.0%
Character development program	Excellent	No Change	Excellent	Excellent
Dollars spent per pupil**	\$9,779	Up 19.8%	\$8,668	\$7,458
Percent of expenditures for instruction**	58.9%	Up from 56.0%	68.3%	68.8%
Percent of expenditures for teacher salaries**	41.6%	Down from 54.1%	61.9%	63.2%
% of AYP objectives met	100.0%	No Change	100.0%	100.0%

* Length of contract = 185+ days.

** Prior year audited financial data available.

EVALUATION RESULTS

	Teachers	Students*	Parents*
Number of surveys returned	18	26	22
Percent satisfied with learning environment	94.4%	72.0%	90.9%
Percent satisfied with social and physical environment	94.4%	76.9%	95.2%
Percent satisfied with school-home relations	76.5%	65.4%	86.4%

*Only students at the highest elementary school grade level at this school and their parents were included.

REPORT OF PRINCIPAL AND SCHOOL IMPROVEMENT COUNCIL

We are progressing rapidly toward achieving our objectives, goals, and mission as set forth in our Site-Based Plans for Rafting Creek Elementary School. Tremendous growth has been made in student achievement in both English/language arts and math and meeting Adequate Yearly Progress (AYP) for six consecutive years. We are proud of our students, parents, and teachers for what we have accomplished and we are committed to continued excellence in all aspects of our program.

Our instructional strategies and activities, school-wide benchmarks, Measures of Academic Progress (MAP), professional development, parent and community partnerships, and a safe, orderly climate are all an integral part of our initiative to increase student proficiency in all academic areas. Therefore, as we continually strive to meet the challenges set before us, we take this opportunity to thank our parents for the support shown through parent conferences, visits, etc., and ask for your continued support as we prepare our students to meet the challenges of a global society.

Ida Barboza, Principal
Audrey Grant, School Improvement Council Chairperson

Comprehensive detail, including definitions of ratings, performance criteria, and explanations of status, is available on www.ed.sc.gov and www.eoc.sc.gov as well as school and school district websites.

Printed versions are available from school districts upon request.

Abbreviations Key

N/A Not Applicable N/AV Not Available N/C Not Collected N/R Not Reported I/S Insufficient Sample TBD To be determined

NI Newly Identified CSI Continuing School Improvement CA Corrective Action RP Plan to Restructure R Restructure DELAY School Improvement Status HOLD School Improvement Status