



SC Annual School Report Card Summary

Manchester Elementary
 Sumter 2
 Grades: PK-5 Enrollment: 522
 Principal: Dr. Laura M. Brown
 Superintendent: Dr. J. Frank Baker
 Board Chair: Mr. Larry Addison

PERFORMANCE

Comprehensive detail, including definitions of ratings, performance criteria, and explanations of status, is available on www.ed.sc.gov and www.eoc.sc.gov as well as school and school district websites. Printed versions are available from school districts upon request.

YEAR	ABSOLUTE RATING	GROWTH RATING	PALMETTO GOLD AND SILVER AWARD		AYP STATUS	NCLB IMPROVEMENT STATUS
			General Performance	Closing the Gap		
2009	Average	Average	TBD	TBD	Met	N/A
2008	Below Average	Good	Silver	N/A	Met	N/A
2007	Average	Below Average	N/A	N/A	Met	N/A

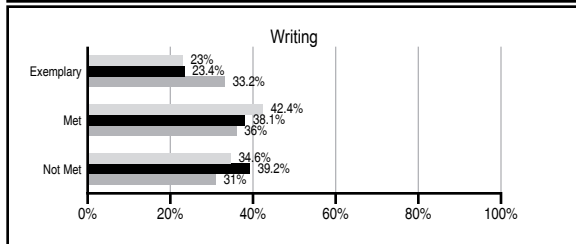
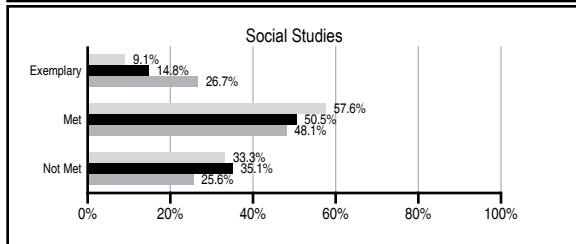
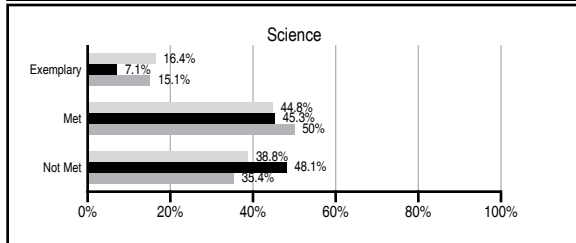
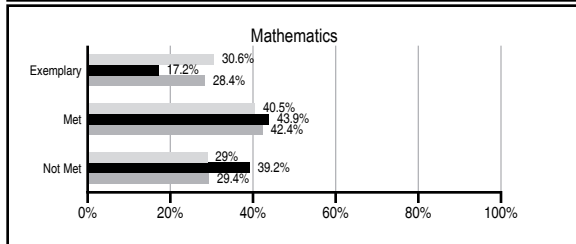
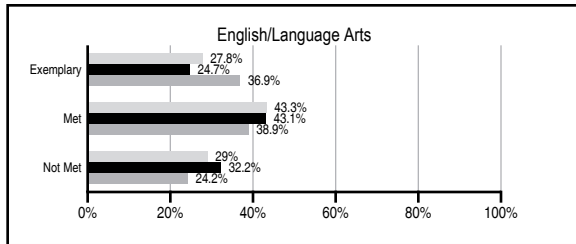
ABSOLUTE RATINGS OF ELEMENTARY SCHOOLS WITH STUDENTS LIKE OURS*

EXCELLENT	GOOD	AVERAGE	BELOW AVERAGE	AT-RISK
1	4	90	51	15

* Ratings are calculated with data available by 06/01/2010. Schools with Students Like Ours are Elementary Schools with Poverty Indices of no more than 5% above or below the index for this school.

PASS PERFORMANCE

Our School Elementary Schools with Students Like Ours Elementary schools statewide



NAEP PERFORMANCE*

* Performance reported for SC and nation, data not available at school level. Percentages at NAEP Achievement Levels.



SC PERFORMANCE GOAL

2010 Goal:
 By 2010, SC's student achievement will be ranked in the top half of the states nationally. To achieve this goal, we must become one of the fastest improving systems in the country.

2020 Vision:
 By 2020 all students will graduate with the knowledge and skills necessary to compete successfully in the global economy, participate in a democratic society and contribute positively as members of families and communities.

Abbreviations Key

N/A Not Applicable N/AV Not Available N/C Not Collected N/R Not Reported I/S Insufficient Sample TBD To be determined
 NI Newly Identified CSI Continuing School Improvement CA Corrective Action RP Plan to Restructure R Restructure DELAY School Improvement Status HOLD School Improvement Status

Manchester Elementary [Sumter 2]

SCHOOL PROFILE

	Our School	Change from Last Year	Elementary Schools with Students Like Ours	Median Elementary School
Students (n=522)				
Retention rate	0.8%	Down from 1.9%	2.3%	1.9%
Attendance rate	95.5%	Down from 95.9%	96.1%	96.3%
Eligible for gifted and talented	13.1%	Up from 7.0%	5.1%	10.0%
With disabilities other than speech	7.1%	Up from 5.8%	8.2%	7.7%
Older than usual for grade	0.5%	Down from 1.4%	0.9%	0.5%
Out-of-school suspensions or expulsions for violent and/or criminal offenses	0.0%	No Change	0.0%	0.0%
Teachers (n=32)				
Teachers with advanced degrees	46.9%	Down from 54.8%	57.1%	59.4%
Continuing contract teachers	71.9%	Down from 87.1%	73.9%	80.0%
Teachers with emergency or provisional certificates	3.8%	Up from 0.0%	0.0%	0.0%
Teachers returning from previous year	83.9%	Down from 87.2%	83.9%	85.9%
Teacher attendance rate	95.0%	Down from 95.2%	95.1%	95.1%
Average teacher salary*	\$41,913	Down 2.1%	\$45,857	\$47,149
Classes not taught by highly qualified teachers	0.0%	Down from 2.7%	0.0%	0.0%
Professional development days/teacher	12.7 days	Up from 11.7 days	10.9 days	11.1 days
School				
Principal's years at school	3.0	Up from 2.0	3.0	4.0
Student-teacher ratio in core subjects	18.9 to 1	Down from 19.3 to 1	17.4 to 1	18.8 to 1
Prime instructional time	89.6%	Down from 90.1%	90.1%	90.4%
Opportunities in the arts	Good	No Change	Good	Good
SACS accreditation	Yes	No Change	Yes	Yes
Parents attending conferences	100.0%	Up from 79.9%	100.0%	100.0%
Character development program	Excellent	Up from Good	Good	Excellent
Dollars spent per pupil**	\$6,558	Up 7.0%	\$8,292	\$7,458
Percent of expenditures for instruction**	64.1%	Up from 62.7%	68.4%	68.8%
Percent of expenditures for teacher salaries**	45.8%	Down from 60.4%	62.2%	63.2%
% of AYP objectives met	100.0%	No Change	100.0%	100.0%

* Length of contract = 185+ days.

** Prior year audited financial data available.

REPORT OF PRINCIPAL AND SCHOOL IMPROVEMENT COUNCIL

This has been an exciting year at Manchester Elementary. We have participated in many initiatives and have earned several recognitions. Most recently, Manchester was awarded the Palmetto Silver Award for student achievement. We also achieved Adequate Yearly Progress. We are able to accomplish these things because we are Manchester and Manchester Works!

Manchester works to have a school where students are prepared to learn and ready to meet the challenges of each day. We work to have a school where parents are actively involved and participate in their child's education by attending workshops and special events, and by encouraging school attendance, good homework habits, and excellent behavior. We work for a safe and supportive environment across the entire day—whether it is on the playground, on the bus, in the hallways, or in the cafeteria.

Manchester works by utilizing the services of a curriculum coordinator and a math coach. These specialists assist the administration in developing professional learning opportunities based on our population and needs. Opportunities have included Standards-Based Curriculum Delivery, Student Assistance, Technology-based Learning, Test Analysis, Fitness Initiatives, and Brain Research. Moreover, grade-level planning enhances professional collaboration and partnership.

Manchester works to foster good citizenship by contributing to and caring for the community. Service Learning and School to Work initiatives include My Community and Me, Shower Shaw with Cookies, Career Fair, and many Earth Day projects to beautify the environment and raise awareness. Our philanthropic effort has been mainly geared toward the American Cancer Society and the Sumter County Relay for Life, but we have also made significant donations to the Heart Association and Pennies for Patients.

We strive each day to show that Manchester Works! Thank you for working with us and for giving us the opportunity to serve your child.

Dr. Laura M. Brown, Principal
Mrs. Miranda Sparks, School Improvement Council Chairman

EVALUATION RESULTS

	Teachers	Students*	Parents*
Number of surveys returned	32	89	40
Percent satisfied with learning environment	100.0%	72.4%	86.8%
Percent satisfied with social and physical environment	100.0%	65.5%	75.0%
Percent satisfied with school-home relations	90.3%	71.9%	85.0%

*Only students at the highest elementary school grade level at this school and their parents were included.

Comprehensive detail, including definitions of ratings, performance criteria, and explanations of status, is available on www.ed.sc.gov and www.eoc.sc.gov as well as school and school district websites.

Printed versions are available from school districts upon request.

Abbreviations Key

N/A Not Applicable N/AV Not Available N/C Not Collected N/R Not Reported I/S Insufficient Sample TBD To be determined

NI Newly Identified CSI Continuing School Improvement CA Corrective Action RP Plan to Restructure R Restructure DELAY School Improvement Status HOLD School Improvement Status