

SC Annual School Report Card Summary

R E Davis Elementary
Sumter 2
Grades: PK-5 Enrollment: 328
Principal: Anne McFadden
Superintendent: Dr. J. Frank Baker
Board Chair: Mr. Larry Addison

PERFORMANCE

Comprehensive detail, including definitions of ratings, performance criteria, and explanations of status, is available on www.ed.sc.gov and www.eoc.sc.gov as well as school and school district websites. Printed versions are available from school districts upon request.

YEAR	ABSOLUTE RATING	GROWTH RATING	PALMETTO GOLD AND SILVER AWARD		AYP STATUS	NCLB IMPROVEMENT STATUS
			General Performance	Closing the Gap		
2009	Below Average	Average	TBD	TBD	Met	NI-DELAY
2008	At-Risk	At-Risk	N/A	N/A	Not Met	NI
2007	At-Risk	At-Risk	N/A	N/A	Not Met	N/A

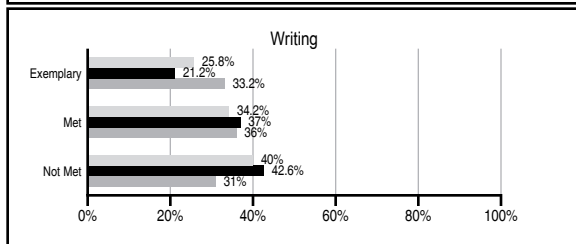
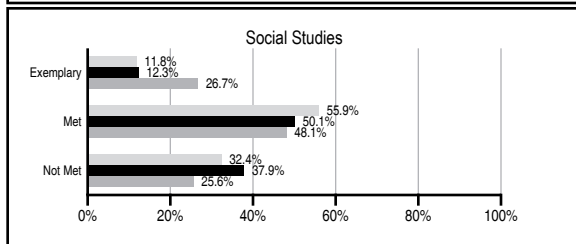
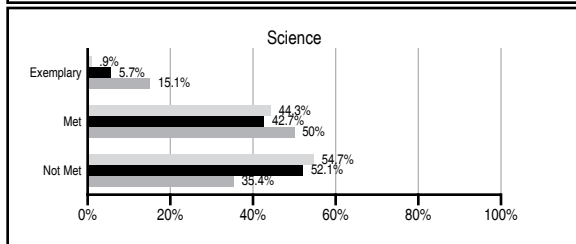
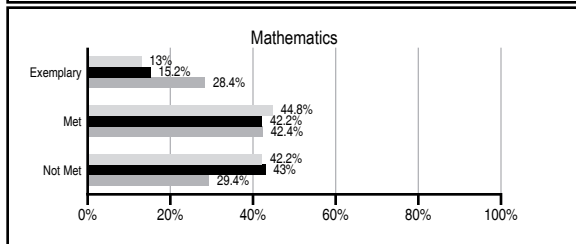
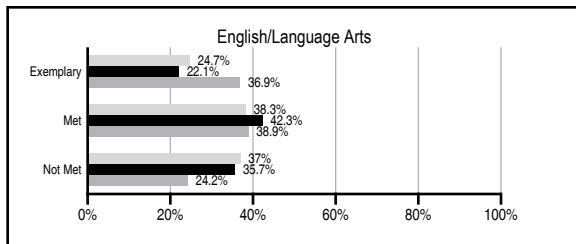
ABSOLUTE RATINGS OF ELEMENTARY SCHOOLS WITH STUDENTS LIKE OURS*

EXCELLENT	GOOD	AVERAGE	BELOW AVERAGE	AT-RISK
1	3	69	63	32

* Ratings are calculated with data available by 06/01/2010. Schools with Students Like Ours are Elementary Schools with Poverty Indices of no more than 5% above or below the index for this school.



PASS PERFORMANCE

Our School
 Elementary Schools with Students Like Ours
 Elementary schools statewide



NAEP PERFORMANCE*

* Performance reported for SC and nation, data not available at school level. Percentages at NAEP Achievement Levels.



SC PERFORMANCE GOAL

2010 Goal:
 By 2010, SC's student achievement will be ranked in the top half of the states nationally. To achieve this goal, we must become one of the fastest improving systems in the country.

2020 Vision:
 By 2020 all students will graduate with the knowledge and skills necessary to compete successfully in the global economy, participate in a democratic society and contribute positively as members of families and communities.

Abbreviations Key

N/A Not Applicable N/AV Not Available N/C Not Collected N/R Not Reported I/S Insufficient Sample TBD To be determined

NI Newly Identified CSI Continuing School Improvement CA Corrective Action RP Plan to Restructure R Restructure DELAY School Improvement Status HOLD School Improvement Status

R E Davis Elementary [Sumter 2]

SCHOOL PROFILE

	Our School	Change from Last Year	Elementary Schools with Students Like Ours	Median Elementary School
Students (n=328)				
Retention rate	2.2%	Up from 0.9%	2.5%	1.9%
Attendance rate	97.0%	Up from 96.8%	96.1%	96.3%
Eligible for gifted and talented	2.9%	Up from 2.3%	3.3%	10.0%
With disabilities other than speech	4.5%	Down from 7.8%	7.5%	7.7%
Older than usual for grade	0.0%	Down from 0.4%	1.1%	0.5%
Out-of-school suspensions or expulsions for violent and/or criminal offenses	0.0%	No Change	0.0%	0.0%
Teachers (n=26)				
Teachers with advanced degrees	50.0%	Down from 58.6%	57.1%	59.4%
Continuing contract teachers	50.0%	Down from 51.7%	71.8%	80.0%
Teachers with emergency or provisional certificates	13.6%	Up from 0.0%	0.0%	0.0%
Teachers returning from previous year	59.0%	Down from 66.5%	82.1%	85.9%
Teacher attendance rate	96.1%	Up from 95.7%	95.2%	95.1%
Average teacher salary*	\$42,850	Up 6.3%	\$45,725	\$47,149
Classes not taught by highly qualified teachers	0.0%	Down from 4.1%	0.0%	0.0%
Professional development days/teacher	5.1 days	Down from 16.5 days	10.7 days	11.1 days
School				
Principal's years at school	3.0	Up from 2.0	3.0	4.0
Student-teacher ratio in core subjects	15.2 to 1	Down from 16.5 to 1	16.7 to 1	18.8 to 1
Prime instructional time	92.9%	Up from 92.0%	90.1%	90.4%
Opportunities in the arts	Good	No Change	Good	Good
SACS accreditation	Yes	No Change	Yes	Yes
Parents attending conferences	95.2%	Up from 87.1%	100.0%	100.0%
Character development program	Excellent	Up from Good	Excellent	Excellent
Dollars spent per pupil**	\$9,176	Up 4.7%	\$8,667	\$7,458
Percent of expenditures for instruction**	69.5%	Down from 69.9%	68.2%	68.8%
Percent of expenditures for teacher salaries**	48.3%	Down from 65.1%	62.1%	63.2%
% of AYP objectives met	100.0%	Up from 53.8%	100.0%	100.0%

* Length of contract = 185+ days.

** Prior year audited financial data available.

EVALUATION RESULTS

	Teachers	Students*	Parents*
Number of surveys returned	26	47	35
Percent satisfied with learning environment	96.2%	83.0%	80.0%
Percent satisfied with social and physical environment	96.2%	87.2%	77.1%
Percent satisfied with school-home relations	73.1%	80.9%	80.0%

*Only students at the highest elementary school grade level at this school and their parents were included.

REPORT OF PRINCIPAL AND SCHOOL IMPROVEMENT COUNCIL

R.E. Davis Elementary School continues to implement research-based best practices that increase student achievement. Our staff is dedicated and highly trained in a variety of instructional strategies to ensure that every child gets the academic assistance needed to succeed. In 2006, R. E. Davis received the Palmetto Silver Award for improvement on the state Palmetto Achievement Challenge Test. R.E. Davis has been showcased by the state for its achievement.

The curriculum is driven by the utilization of the South Carolina Curriculum Standards, Everyday Mathematics, and the district's instructional unit plans. Our motto and school-wide theme, "Structured for Success: Each Child, Each Day, Some Way, Success," serves as the driving force for our meeting and exceeding state standards.

Technology has enhanced our instructional strategies. Twelve Promethean boards have been purchased and mounted for technology integration into core content areas. Our students receive hands-on technology training, use manipulatives, and participate in cooperative learning activities that prepare them for the world of work and beyond.

Our teachers work hard to instill a sense of character and pride that will enable all of our students to succeed. Opportunities are given to students to have nonacademic experiences that enhance their knowledge of people, places, and things they have never seen. Partnerships have been established with people in the community to provide role models for all students. All segments of the school community work hard to ensure that our students learn in a literacy-rich environment which is conducive to learning.

Anne McFadden, Principal
 Jessirita Scriven, School Improvement Council
 Chairperson

Comprehensive detail, including definitions of ratings, performance criteria, and explanations of status, is available on www.ed.sc.gov and www.eoc.sc.gov as well as school and school district websites.

Printed versions are available from school districts upon request.

Abbreviations Key

N/A Not Applicable N/AV Not Available N/C Not Collected N/R Not Reported I/S Insufficient Sample TBD To be determined

NI Newly Identified CSI Continuing School Improvement CA Corrective Action RP Plan to Restructure R Restructure DELAY School Improvement Status HOLD School Improvement Status