



# SC Annual School Report Card Summary

F. J. Delaine Elementary  
 Sumter 2  
 Grades: PK-5 Enrollment: 162  
 Principal: Dr. Roosevelt O. Miott  
 Superintendent: Dr. J. Frank Baker  
 Board Chair: Mr. Larry Addison

## PERFORMANCE

Comprehensive detail, including definitions of ratings, performance criteria, and explanations of status, is available on [www.ed.sc.gov](http://www.ed.sc.gov) and [www.eoc.sc.gov](http://www.eoc.sc.gov) as well as school and school district websites. Printed versions are available from school districts upon request.

YEAR	ABSOLUTE RATING	GROWTH RATING	PALMETTO GOLD AND SILVER AWARD		AYP STATUS	NCLB IMPROVEMENT STATUS
			General Performance	Closing the Gap		
2009	Average	Average	TBD	TBD	Met	N/A
2008	Below Average	Good	Silver	N/A	Not Met	N/A
2007	Average	Below Average	N/A	N/A	Met	N/A

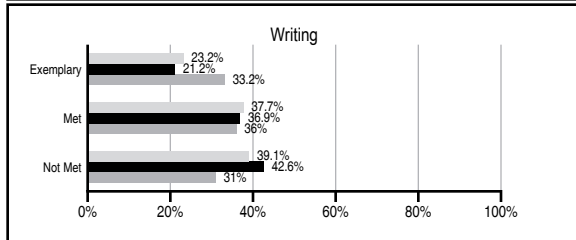
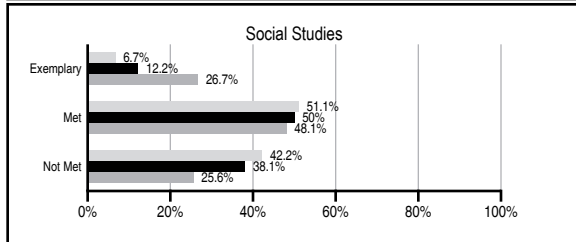
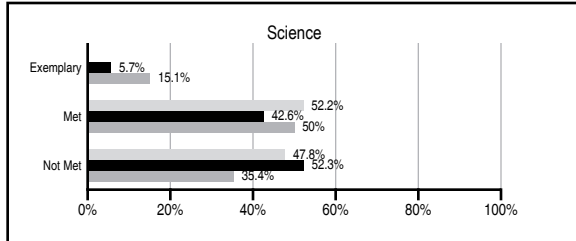
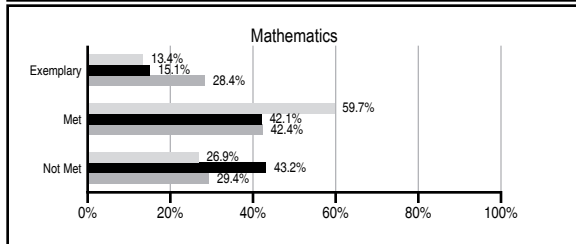
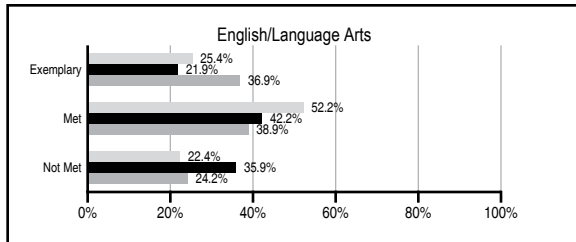
## ABSOLUTE RATINGS OF ELEMENTARY SCHOOLS WITH STUDENTS LIKE OURS\*

EXCELLENT	GOOD	AVERAGE	BELOW AVERAGE	AT-RISK
1	3	66	62	32

\* Ratings are calculated with data available by 06/01/2010. Schools with Students Like Ours are Elementary Schools with Poverty Indices of no more than 5% above or below the index for this school.



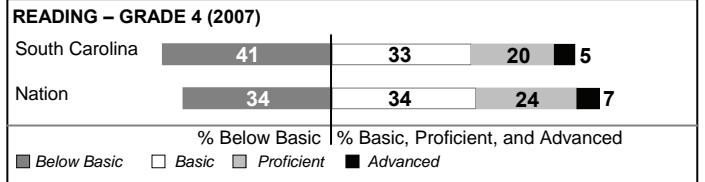
## PASS PERFORMANCE

Our School Elementary Schools with Students Like Ours Elementary schools statewide



## NAEP PERFORMANCE\*

\* Performance reported for SC and nation, data not available at school level. Percentages at NAEP Achievement Levels.



## SC PERFORMANCE GOAL

**2010 Goal:**  
 By 2010, SC's student achievement will be ranked in the top half of the states nationally. To achieve this goal, we must become one of the fastest improving systems in the country.

**2020 Vision:**  
 By 2020 all students will graduate with the knowledge and skills necessary to compete successfully in the global economy, participate in a democratic society and contribute positively as members of families and communities.

### Abbreviations Key

N/A Not Applicable N/AV Not Available N/C Not Collected N/R Not Reported I/S Insufficient Sample TBD To be determined

NI Newly Identified CSI Continuing School Improvement CA Corrective Action RP Plan to Restructure R Restructure DELAY School Improvement Status HOLD School Improvement Status

# F. J. Delaine Elementary [Sumter 2]

## SCHOOL PROFILE

	Our School	Change from Last Year	Elementary Schools with Students Like Ours	Median Elementary School
<b>Students (n=162)</b>				
Retention rate	2.7%	Down from 3.7%	2.5%	1.9%
Attendance rate	96.9%	Up from 96.7%	96.0%	96.3%
Eligible for gifted and talented	10.4%	Up from 6.5%	3.2%	10.0%
With disabilities other than speech	7.4%	Down from 8.3%	7.5%	7.7%
Older than usual for grade	4.4%	Up from 2.8%	1.1%	0.5%
Out-of-school suspensions or expulsions for violent and/or criminal offenses	0.0%	Down from 0.6%	0.0%	0.0%
<b>Teachers (n=10)</b>				
Teachers with advanced degrees	77.8%	Down from 81.8%	57.1%	59.4%
Continuing contract teachers	66.7%	Up from 63.6%	71.4%	80.0%
Teachers with emergency or provisional certificates	0.0%	No Change	0.0%	0.0%
Teachers returning from previous year	81.5%	Down from 85.6%	81.7%	85.9%
Teacher attendance rate	95.2%	Up from 95.1%	95.2%	95.1%
Average teacher salary*	\$48,075	Up 6.4%	\$45,725	\$47,149
Classes not taught by highly qualified teachers	0.0%	Down from 3.4%	0.0%	0.0%
Professional development days/teacher	11.0 days	Down from 12.7 days	10.7 days	11.1 days
<b>School</b>				
Principal's years at school	18.0	Up from 17.0	3.0	4.0
Student-teacher ratio in core subjects	14.3 to 1	Down from 17.9 to 1	16.7 to 1	18.8 to 1
Prime instructional time	91.7%	Up from 91.5%	90.1%	90.4%
Opportunities in the arts	Good	No Change	Good	Good
SACS accreditation	Yes	No Change	Yes	Yes
Parents attending conferences	55.4%	Down from 98.0%	100.0%	100.0%
Character development program	Average	Down from Good	Excellent	Excellent
Dollars spent per pupil**	\$8,461	Down 1.2%	\$8,667	\$7,458
Percent of expenditures for instruction**	61.9%	Down from 62.3%	68.2%	68.8%
Percent of expenditures for teacher salaries**	44.7%	Down from 60.5%	61.9%	63.2%
% of AYP objectives met	100.0%	Up from 92.3%	100.0%	100.0%

\* Length of contract = 185+ days.

\*\* Prior year audited financial data available.

## EVALUATION RESULTS

	Teachers	Students*	Parents*
Number of surveys returned	11	18	16
Percent satisfied with learning environment	81.8%	88.9%	93.8%
Percent satisfied with social and physical environment	90.9%	72.2%	87.5%
Percent satisfied with school-home relations	45.5%	77.8%	87.5%

\*Only students at the highest elementary school grade level at this school and their parents were included.

## REPORT OF PRINCIPAL AND SCHOOL IMPROVEMENT COUNCIL

F. J. DeLaine Elementary is an integral part of the Wedgefield community in Sumter County. Currently, we educate and nurture 164 children from kindergarten through fifth grade. Our mission is to promote lifelong learners while utilizing the ABC's: Academics, Behavior, and Character. Moreover, we envision building a legacy of academic excellence and social responsibility, one student at a time.

At F. J. DeLaine, our hardworking staff is highly skilled and dedicated to the success of all students. We have a continued commitment to educate and provide our students with standards-based learning experiences. Therefore, various research-based and instructional "best practices" and approaches are implemented across the curriculum to broaden the students' academic performance. Promethean boards and computers, which aid in the academic experience and provide for active student learning, are utilized on a daily basis. Weekly grade-level planning with the curriculum coordinator is held to fine-tune classroom lesson plans. Moreover, teachers plan for flexible, small-group instruction for those students who need assistance. All students participate in the Early Morning Tutorial, which provides extra practice in reading/language arts and math. Targeted students in grades 3-5 participate in the afterschool tutoring program to prepare for the PACT.

Parents are welcomed and encouraged to be involved in the educational process. They are encouraged to become active members of the PTA and attend our Family Reading/Math Night activities. Workshops are scheduled through our Parent Resource Center during the school year to encourage and assist parents in preparation for helping their children at home. Continuous communication between the school and family is promoted through our student-parent handbook, monthly newsletter, weekly and/or daily progress reports, and parent-teacher conferences.

We are proud of the achievements we have made. For the past five years, we have met AYP. We have also been recognized by the EOC for closing the achievement gap for historically underperforming groups of students for the past four years. In 2007, we were the recipient of the Red Carpet Award presented by the SC Department of Education.

Dr. Roosevelt O. Miott, Principal  
Mrs. Sarah Williams, School Improvement Council Chairperson

Comprehensive detail, including definitions of ratings, performance criteria, and explanations of status, is available on [www.ed.sc.gov](http://www.ed.sc.gov) and [www.eoc.sc.gov](http://www.eoc.sc.gov) as well as school and school district websites.

Printed versions are available from school districts upon request.

### Abbreviations Key

N/A Not Applicable N/AV Not Available N/C Not Collected N/R Not Reported I/S Insufficient Sample TBD To be determined

NI Newly Identified CSI Continuing School Improvement CA Corrective Action RP Plan to Restructure R Restructure DELAY School Improvement Status HOLD School Improvement Status