



# SC Annual School Report Card Summary

Cherryvale Elementary  
 Sumter 2  
 Grades: PK-5 Enrollment: 501  
 Principal: Jeannie Pressley  
 Superintendent: Dr. J. Frank Baker  
 Board Chair: Mr. Larry Addison

## PERFORMANCE

Comprehensive detail, including definitions of ratings, performance criteria, and explanations of status, is available on [www.ed.sc.gov](http://www.ed.sc.gov) and [www.eoc.sc.gov](http://www.eoc.sc.gov) as well as school and school district websites. Printed versions are available from school districts upon request.

YEAR	ABSOLUTE RATING	GROWTH RATING	PALMETTO GOLD AND SILVER AWARD		AYP STATUS	NCLB IMPROVEMENT STATUS
			General Performance	Closing the Gap		
2009	Average	Average	TBD	TBD	Met	CSI-DELAY
2008	Below Average	Below Average	N/A	N/A	Not Met	CSI
2007	Below Average	At-Risk	N/A	N/A	Not Met	NI

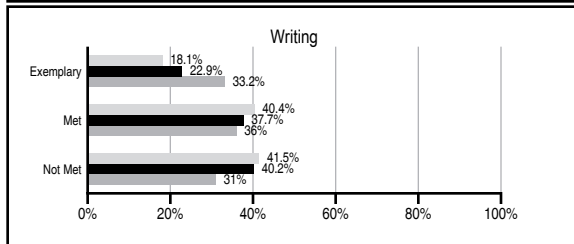
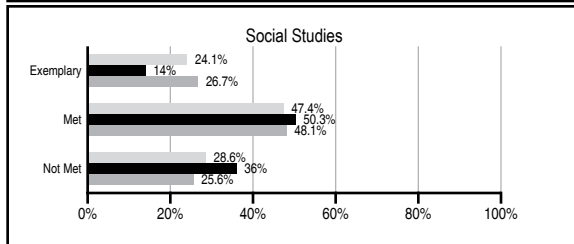
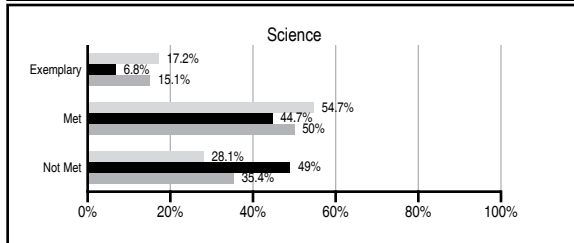
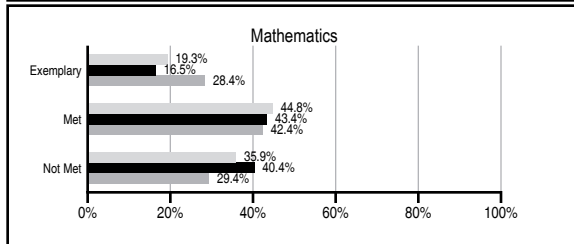
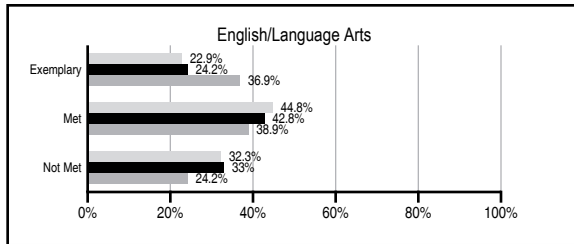
## ABSOLUTE RATINGS OF ELEMENTARY SCHOOLS WITH STUDENTS LIKE OURS\*

EXCELLENT	GOOD	AVERAGE	BELOW AVERAGE	AT-RISK
1	4	94	60	21

\* Ratings are calculated with data available by 06/01/2010. Schools with Students Like Ours are Elementary Schools with Poverty Indices of no more than 5% above or below the index for this school.



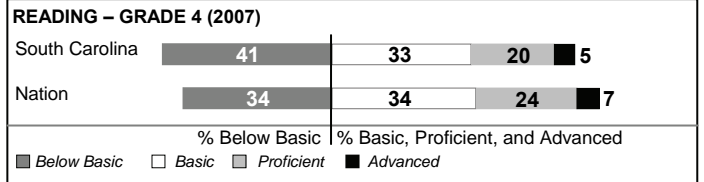
## PASS PERFORMANCE

Our School
  Elementary Schools with Students Like Ours
  Elementary schools statewide



## NAEP PERFORMANCE\*

\* Performance reported for SC and nation, data not available at school level. Percentages at NAEP Achievement Levels.



## SC PERFORMANCE GOAL

**2010 Goal:**  
 By 2010, SC's student achievement will be ranked in the top half of the states nationally. To achieve this goal, we must become one of the fastest improving systems in the country.

**2020 Vision:**  
 By 2020 all students will graduate with the knowledge and skills necessary to compete successfully in the global economy, participate in a democratic society and contribute positively as members of families and communities.

### Abbreviations Key

N/A Not Applicable N/AV Not Available N/C Not Collected N/R Not Reported I/S Insufficient Sample TBD To be determined  
 NI Newly Identified CSI Continuing School Improvement CA Corrective Action RP Plan to Restructure R Restructure DELAY School Improvement Status HOLD School Improvement Status

# Cherryvale Elementary [Sumter 2]

## SCHOOL PROFILE

	Our School	Change from Last Year	Elementary Schools with Students Like Ours	Median Elementary School
<b>Students (n=501)</b>				
Retention rate	4.8%	Down from 6.1%	2.5%	1.9%
Attendance rate	95.4%	Down from 95.8%	96.0%	96.3%
Eligible for gifted and talented	5.2%	Up from 3.4%	4.1%	10.0%
With disabilities other than speech	18.6%	Up from 16.5%	8.1%	7.7%
Older than usual for grade	5.2%	Up from 4.6%	1.0%	0.5%
Out-of-school suspensions or expulsions for violent and/or criminal offenses	0.2%	Up from 0.0%	0.0%	0.0%
<b>Teachers (n=37)</b>				
Teachers with advanced degrees	67.6%	Up from 55.6%	56.7%	59.4%
Continuing contract teachers	67.6%	Up from 66.7%	73.4%	80.0%
Teachers with emergency or provisional certificates	3.3%	Down from 3.4%	0.0%	0.0%
Teachers returning from previous year	78.9%	Down from 79.2%	83.1%	85.9%
Teacher attendance rate	95.6%	Up from 94.9%	95.1%	95.1%
Average teacher salary*	\$41,392	Up 4.4%	\$45,550	\$47,149
Classes not taught by highly qualified teachers	0.0%	Down from 7.2%	0.0%	0.0%
Professional development days/teacher	7.4 days	Down from 18.9 days	11.0 days	11.1 days
<b>School</b>				
Principal's years at school	3.0	Up from 2.0	3.0	4.0
Student-teacher ratio in core subjects	18.0 to 1	Down from 21.0 to 1	17.3 to 1	18.8 to 1
Prime instructional time	90.4%	Up from 89.6%	90.1%	90.4%
Opportunities in the arts	Good	No Change	Good	Good
SACS accreditation	Yes	No Change	Yes	Yes
Parents attending conferences	100.0%	Up from 75.5%	100.0%	100.0%
Character development program	Good	No Change	Excellent	Excellent
Dollars spent per pupil**	\$6,942	Down 1.6%	\$8,480	\$7,458
Percent of expenditures for instruction**	65.9%	Down from 68.5%	68.5%	68.8%
Percent of expenditures for teacher salaries**	45.9%	Down from 62.9%	62.1%	63.2%
% of AYP objectives met	100.0%	Up from 71.4%	100.0%	100.0%

\* Length of contract = 185+ days.

\*\* Prior year audited financial data available.

## EVALUATION RESULTS

	Teachers	Students*	Parents*
Number of surveys returned	24	70	47
Percent satisfied with learning environment	91.7%	73.9%	80.0%
Percent satisfied with social and physical environment	87.5%	69.6%	77.8%
Percent satisfied with school-home relations	52.2%	79.7%	73.3%

\*Only students at the highest elementary school grade level at this school and their parents were included.

## REPORT OF PRINCIPAL AND SCHOOL IMPROVEMENT COUNCIL

Cherryvale Elementary School is committed to improving student achievement by holding high expectations for all students. Our curriculum continues to be standards-driven, with the staff receiving continuous opportunities for staff development training in Best Practices. This year, we focused on increasing our math skills, strengthening our literacy program, and implementing a Response to Intervention program. Teachers were provided the opportunity to participate in a literacy study group and various math workshops. Teachers also received training that involved utilization of Project Read, Calendar Math, and Teaching American History.

Many of our students take advantage of our afterschool program and morning study groups. During this time, teachers provide enrichment activities to reinforce and challenge student learning. Content is based on the needs of the students. Benchmark tests, MAP scores, and PACT results aid us in determining the individual and/or class areas of weakness.

Parents have been actively involved in school activities such as Family Reading Night, Write Night, Science Night, and Winter Wonderland Festival. Parents are also offered training and materials for working with their child through our Parent Resource Center. Topics covered include reading, math, science, and social studies. The media center is available for parents to search websites and print materials that can be used if no computer is available in the home.

To ensure that we continue to provide the best for our students, our site-based planning team reviews our school plan each year and makes recommendations for modifications. The plan is shared with our Title I committee, School Improvement Council, parents, and community members to receive suggestions from them as well.

Our students come to school at many different academic levels and have various social and emotional needs. We are proud to have a staff that works so diligently to address the needs of each individual student. We are looking forward to another year of "Learning with Love and Laughter."

Jeannie Pressley, Principal  
Ruth Murray, School Improvement Council Chairperson

Comprehensive detail, including definitions of ratings, performance criteria, and explanations of status, is available on [www.ed.sc.gov](http://www.ed.sc.gov) and [www.eoc.sc.gov](http://www.eoc.sc.gov) as well as school and school district websites.

Printed versions are available from school districts upon request.

### Abbreviations Key

N/A Not Applicable N/AV Not Available N/C Not Collected N/R Not Reported I/S Insufficient Sample TBD To be determined  
NI Newly Identified CSI Continuing School Improvement CA Corrective Action RP Plan to Restructure R Restructure DELAY School Improvement Status HOLD School Improvement Status